

The Office of Finance & Administration is pleased to introduce the fourteenth edition of The University of Texas Health Science Center at Houston's annual *Fact Book*. As with previous editions, there are a few data-Related caveats.

*Fact Book 2007* covers fiscal years 1997 through 2006 wherever possible and appropriate. Titles and data headers will clearly indicate the time frames that follow. Some student, faculty, employee, and budget tables reflect FY 2007 data as it is available and timely. Text sections and organizational charts reflect most current information available as of press time.

*Fact Book 2007* is disseminated primarily to an internal audience of academic and managerial administrators and faculty. Our primary aim has always been to compile useful and interesting information about the university in a format that provides historical context and lends itself to trend analysis for the use and convenience of administrators, faculty and staff.

---

Please direct questions and comments regarding *Fact Book 2007* to:

The Office of Finance & Administration  
7000 Fannin Street, Suite 1703  
Houston, Texas 77030  
UCT 1703 (for intra-institutional mail)

713 500 3064 telephone  
713 500 3069 facsimile

We welcome and encourage your comments and suggestions.

The University of Texas Health Science Center at Houston  
*Fact Book* contacts

Deanne Hernandez, Editor  
*Manager, Strategic Planning & Institutional Analysis*

Henry James  
*Administrative Analyst*

Laura Smith  
*Associate Vice President for Finance & Legislative Affairs*

The University of Texas Health Science Center at Houston is accredited to award undergraduate, graduate, doctoral and professional degrees by:  
The Commission on Colleges of the Southern Association of Colleges and Schools  
1866 Southern Lane  
Decatur, Georgia 30033  
telephone 404 679 4501

The University of Texas Health Science Center at Houston is an equal opportunity employer. In accordance with both state and federal laws and regulations, UTHSC-H will provide equal opportunity in all employment-related activities without regard to race, color, religion, sex, sexual orientation, national origin, age, disability or veteran status.  
published January 2007

# Acknowledgements

---

The Fact Book is truly a university-wide effort. We would like to take this opportunity to thank each of the individuals who graciously provided data for Fact Book 2007. We ask our readers to pay particular attention to the sources listed throughout the book. Without these individuals' efforts this book simply would not exist.

Please accept our most heartfelt thanks for a job well done!

Deanne Hernandez  
Editor, Fact Book 2007

---

<b>tab</b>	<b>section</b>	<b>page</b>
	<b>Institutional Profile</b>	<b>5</b>
	1a Institutional Profile	5
	1b Employees	33
	1c Budget	53
<b>2</b>	<b>Education</b>	<b>6</b>
	2a Academic Programs	61
	2b Students	69
	2c International Relations	95
	<b>Research</b>	<b>99</b>
<b>4</b>	<b>Patient Care</b>	
<b>5</b>	<b>Community Service</b>	<b>2</b>
<b>6</b>	<b>Institutional Development</b>	<b>27</b>
	6a Institutional Advancement	127
	6b Physical Environment	131

# Web Sites to Know

---

## General Information

Home Page  
[www.uth.edu](http://www.uth.edu)

White Pages (staff and student contact info)

## Institutional Policy & Research

Community of Science/Faculty Database

Handbook of Operating Procedures  
[www.uth.edu/hoop/](http://www.uth.edu/hoop/)

Fact Book 2007  
<http://www.uth.edu/fact-book/archives/>

Student Guide

Graphic & Editorial Standards

## UT System and Texas Government Resources

UT System  
[www.utsystem.edu/](http://www.utsystem.edu/)

Regents' Rules and Regulations (UT System policies)

Texas Higher Education Coordinating Board  
[www.thecb.state.tx.us](http://www.thecb.state.tx.us)

Web Texas: Links to Texas government resources

## Resource Departments

Academic Affairs

Environmental Health & Safety

Human Resources

Information Technology

Office of Research

Office of Institutional Advancement (Public Affairs)

---

## Mission & Vision Statements

## Excellence Above All

---

### Organization

The University of Texas Health Science Center at Houston was created by The University of Texas System Board of Regents and supported by the Texas Legislature in 1972. Located in the world renowned Texas Medical Center, it brings together a dental school (established in 1905), a graduate school of biomedical sciences (1963), a medical school (1969), a school of public health (1969), a school of nursing (1972), a school of health information sciences (1997), a psychiatric center (1986) and an institute of molecular medicine for the prevention of human diseases (1995). The university pursues its mission through a comprehensive approach to health.

---

### Mission

The University of Texas Health Science Center at Houston is a comprehensive health science university composed of six schools, an institute of molecular medicine and a psychiatric center. The health science center's mission is to treat, cure and prevent disease now and in the future by educating health science professionals; discovering and translating advances in social and biomedical sciences; and modeling the best practices in clinical care.

To fulfill its mission, The University of Texas Health Science Center at Houston:

- + *Educates health professionals and scientists in a diverse interdisciplinary academic community.*
- + *Creates and evaluates new knowledge—through basic science and applied research—as it relates to disease prevention, treatment and cure.*
- + *Provides leadership and advances scholarship in biomedical sciences, health professions, health promotion, public health policy and health care delivery.*
- + *Models appropriate and compassionate clinical care.*
- + *Addresses the health needs of the community at large through public health expertise, information, outreach and service.*
- + *Develops the expanding field of health information science.*

---

### Vision

"Excellence above all" in the quest to be an acknowledged leader in the collaboration to treat, cure and prevent the most common diseases of our time through education, research and clinical practice.

The University of Texas Health Science Center at Houston aspires to be a leader in the collaboration to treat, prevent, and cure the most common diseases of our time by:

- + *Utilizing the distinctive capabilities of its schools, clinics, institutes and centers;*
- + *Collaborating with colleagues in the University of Texas System, the Texas Medical Center and throughout the world;*
- + *Being an academic health science center that is nationally and internationally recognized in teaching, research and service;*
- + *Serving as a home for the visionaries and scholars who will lead the way in defining and creating the future of the health sciences; and*
- + *Providing a diverse work environment that is ethically-based, service-oriented and community-sensitive.*

# 1a By the Numbers: The UT Health Science Center at Houston 2006

The most comprehensive academic health center in Texas educates and trains health professionals and biomedical scientists, conducts cutting edge biomedical, behavioral and population research and provides both primary care and highly specialized medical, dental and public health care and expertise.

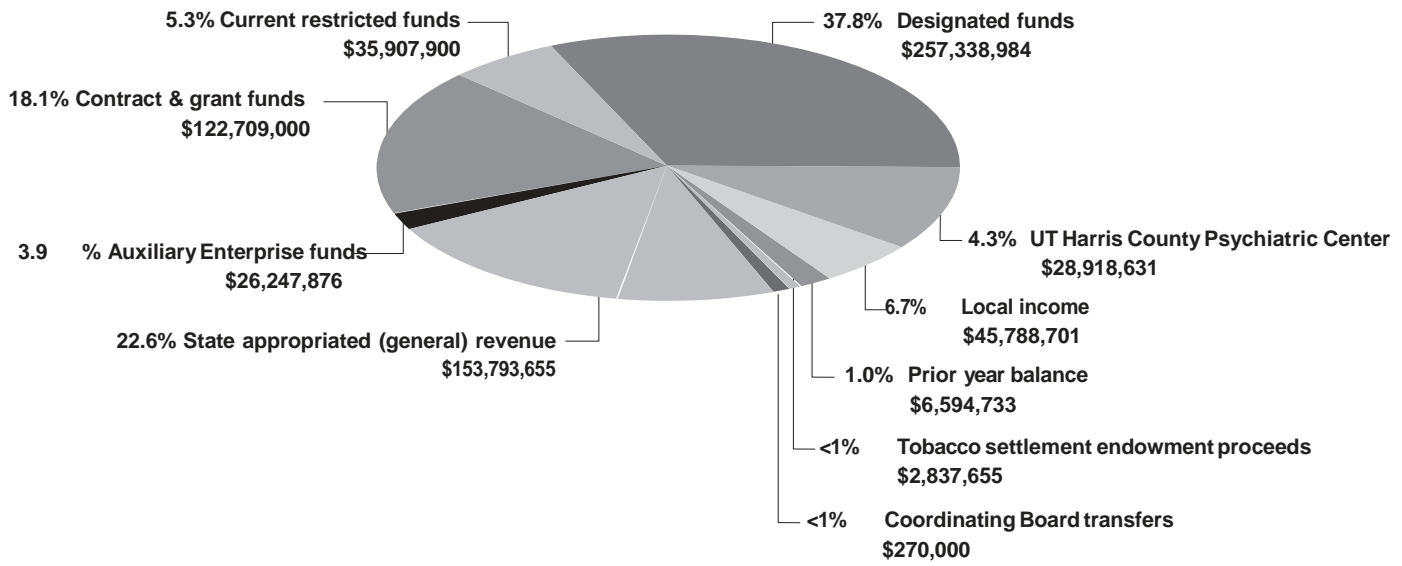
- + component of The University of Texas System.
- + ,65 student enrollment.
- + ,27 faculty.
- + , 54 staff.
- + \$68 .7 million operating budget in FY 2007.
- + \$225. million in un-reimbursed patient care provided to medically and financially indigent citizens of Harris County in 2006.
- + 29, 2 graduates since 1972.
- + . million assignable square feet occupied in 40 buildings throughout the Texas Medical Center and the greater Houston area.
- + Over 790 grant-funded research projects in progress at any given time.
- + Nobel Prize winner.
- + 2 members of the National Academy of Sciences.
- + 5 members of the Institute of Medicine.
- + members of the American Academy of Arts and Sciences.
- + 2 members of the American Academy of Nursing.
- + 2 members of the International Association of Dental Research.
- + 2 members of the American College of Medical Informatics.
- + \$87.2 million endowment (book value).
- + \$2 billion annual indirect economic impact on the Houston metropolitan region.

- In 2006:**
- + ,65 students enrolled in 9 degree and certificate programs at 6 UTHSC-H schools located within the Texas Medical Center and at 4 regional campuses.
  - + Students participated in clinical training at over 200 affiliated sites across the Houston metropolitan area and across Texas.
  - + 948 students received degrees from UTHSC-H and began careers as health professionals and biomedical scientists.
  - + Researchers conducted research expending \$ 74.8 million in sponsored research dollars and submitted , proposals for new research funding.
  - + Research funding ranked 60th out of the 5 5 institutions across the nation receiving funds from the National Institutes of Health (2005).
  - + Clinicians trained more than 800 medical and dental residents as they delivered care in more than 60 outpatient and inpatient sites, reflecting more than million patient encounters.

Student enrollment for Fall 2006	
School	Enrollment
Dental Branch	439
Graduate School of Biomedical Sciences	544
School of Health Information Sciences	73
Medical School	912
School of Nursing	753
School of Public Health	930
<b>Total students</b>	<b>3, 1</b>

**FY 2007 Total Operating Budget by Revenue Sources**

FY 2007 Total operating budget = \$68 .7 million



# 1a Institutional Profile

---

## Sources

UTHSC-H school catalogs  
Fact Book 2007 data

In the mid 1940's a quiet transformation was taking place in a small area within the city of Houston. The resulting Texas Medical Center changed the face of Houston and the state of Texas forever. While watching this developing medical synergy, a committee of representatives from The University of Texas (UT) System decided to take action. As the Texas Medical Center became a world renowned medical center, the face of medical education within its boundaries was also gaining a reputation. Today what started as a committee proposal in the mid 1960's has become the most comprehensive of the six health institutions in the UT System, The University of Texas Health Science Center at Houston.

Since the health science center's creation by the UT Board of Regents and endorsement by the Texas Legislature in 1972, it stretched the boundaries of academic medicine and the medical education frontier by becoming a health science center with a character and scope different from any other in Texas. Innovative teaching environments within the six academic schools have brought the health science center's scope into extensive research opportunities, comprehensive patient care and community service. This comprehensive environment brings together researchers from the different disciplines to explore and find prevention models for some of the most difficult diseases of this century.

---

The core of the health science center's strength is its eight academic and operating units:

- + Dental Branch
- + Graduate School of Biomedical Sciences
- + School of Health Information Sciences
- + Medical School
- + School of Nursing
- + School of Public Health
- + Harris County Psychiatric Center
- + The Brown Foundation Institute of Molecular Medicine for the Prevention of Human Diseases

The health science center is characterized by consolidation and growth in all dimensions through the combination of biomedical sciences, social sciences and behavioral sciences, with influences from the humanities in the kind of interdisciplinary activities that are part of the fundamental definition of a modern academic health science center. These interdisciplinary activities enable faculty and staff to place special emphasis on complex ethical, economic, socio-behavioral, scientific and clinical questions related to health. They also provide opportunities for clinicians and scientists to engage in clinical and translational research designed to take scientific discoveries from the lab to the patient's bedside.

To continue this collaborative spirit, the university maintains close ties with many Texas Medical Center institutions as well as Rice University, the University of Houston (both the main campus and the downtown campus), Texas Southern University, Prairie View A&M University, UT-Pan American and UT-El Paso, to name a few.

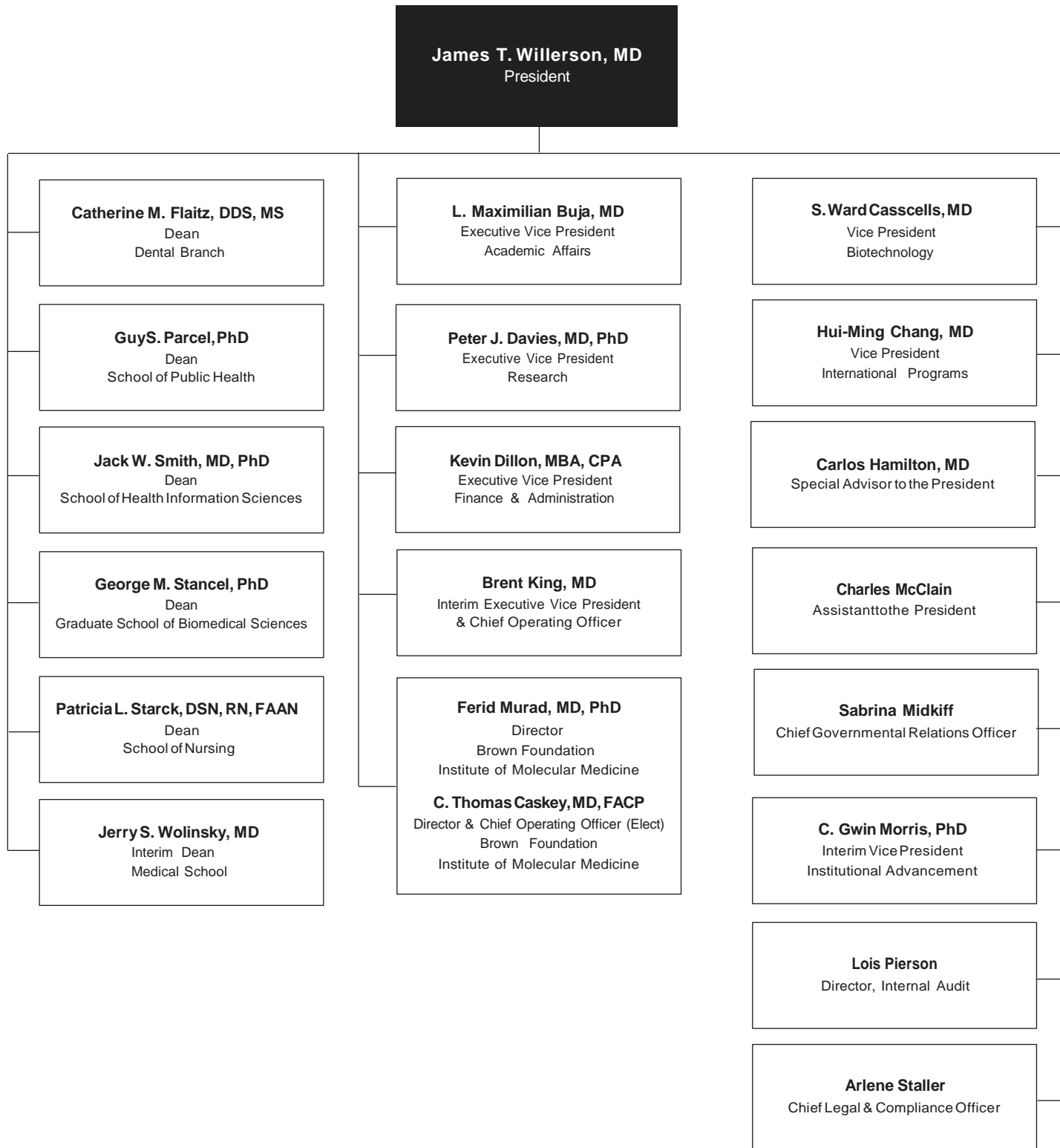
Now in our 35th year, the health science center will continue its emphasis on teaching, research, patient care and community service to the large and diverse community of the greater Houston area and to the State of Texas. We will also maintain focus on the relationships among basic biomedical and behavioral research, direct patient care and health services, preventive services and public education. This focus will enable us to continue to fulfill our obligation to train and educate health professionals and biomedical scientists for the state in a setting that combines clinical and didactic teaching with excellent research.

In the academic year 2006, the health science center community includes more than 9,000 members (4,427 faculty and staff, 3,651 students, 795 medical residents, 82 dental residents/postgraduate students and approximately 200 fellows.)



Source

Charles W. McClain  
President's Office



# 1a Dental Branch

---

Dean Catherine Flaitz, DDS, MS

Administrative and departmental offices are located at:  
Dental Branch Building  
6516 M D Anderson Boulevard  
Houston, Texas 77030

Source

John Valenza  
Dental Branch

## Mission, Vision and History

Since its inception The University of Texas Dental Branch at Houston has set the standard for oral health excellence through its focus on education - training the best dentists, research - discovering new oral health advancements, and service - caring for the citizens of Southeast Texas.

In 2006 the Dental Branch began an effort to raise funds for a state-of-the-art dental school in the Texas Medical Center that could support the expanded needs of oral health and the growing vision of the administration. This vision takes oral health out of the mouth and into every facet of the health sciences including information technology, diagnostics, stem cell research, and public health. The Dental Branch has evolved exponentially from the small pioneering institution that was founded in 1905. As the first professional school in Houston and the first dental school in Texas, the Dental Branch has always occupied a unique place in history. It has remained Houston's only dental school, even as the city has grown to become the fourth largest in the country. From 1905 through 1943 the school reopened its doors as The University of Texas School of Dentistry - later renamed The University of Texas Dental Branch at Houston. In 1945, the UT System Board of Regents authorized the creation of the School of Dental Hygiene as part of the Dental Branch and the first hygiene class was admitted in 1955, the same year the current building was completed.

---

## Fulfilling the mission- Education

The Dental Branch offers ten accredited programs in primary care and dental specialties using a broad-based competency driven curricula and extensive outcomes assessment evaluation. Ongoing curricula development emphasizes evidence-based dentistry and building skills for life-long learning.

In response to the state's need for oral healthcare providers and an increase in the number of highly-qualified applicants, the Dental Branch increased its class size during the 2005 and 2006 academic years. Annual admissions rose from 64 to 84, a 31.25% increase. With the new Dental Branch building, the continuation of a robust applicant pool, and the recruitment of additional outstanding faculty; further growth in class size is anticipated to meet the oral health needs of Texans.

Because community service is an important part of the school's mission, administrators believe that the student body should be as diverse as the community it serves. The Dental Branch has integrated a focus on cultural competency, diversity and inclusion built on the foundation of the American Medical Student Association's Achieving Diversity in Dentistry and Medicine guidelines into all four years of the undergraduate dental curriculum. This focus is supported by two recently established programs. The first, the Dental Branch Hispanic Center of Excellence (HCOE) will enhance and expand faculty and dental student research expertise on Hispanic and other under-represented minority health issues through resources to educate and promote such research. Second, the Robert Wood Johnson Foundation Summer Medical and Dental Education Program provides intensive and personalized training opportunities for pre-dental and medical students as a preparatory program to ultimately increase the number of under-represented and minority health care practitioners in Texas. As the only dental school in southeast Texas, a top priority of the Dental Branch is to retain its pivotal role as a primary source of quality oral health care to low income families and the traditionally underserved.

## Fulfilling the mission- Research

Research brings about progress and advancement that changes and saves lives. Dental Branch faculty members are investigating:

- saliva as a diagnostic tool using proteomic analysis
- mechanisms of autoimmune disease
- mechanisms of mucosal immunity
- advanced imaging for craniofacial anomalies
- molecular imaging of oral cavity and other cancers
- oral manifestations of HIV infection

The Dental Branch has a strong commitment to building the workforce of oral health scientists for the 21st century. Funded by a National Institutes of Health comprehensive research training grant, UT-TORCH, has five tracks for specialized research training in oral health research including opportunities for current faculty to pursue advanced research degrees and short-term training, support for DDS/PhD students as well as pre-and post-doctoral fellows.

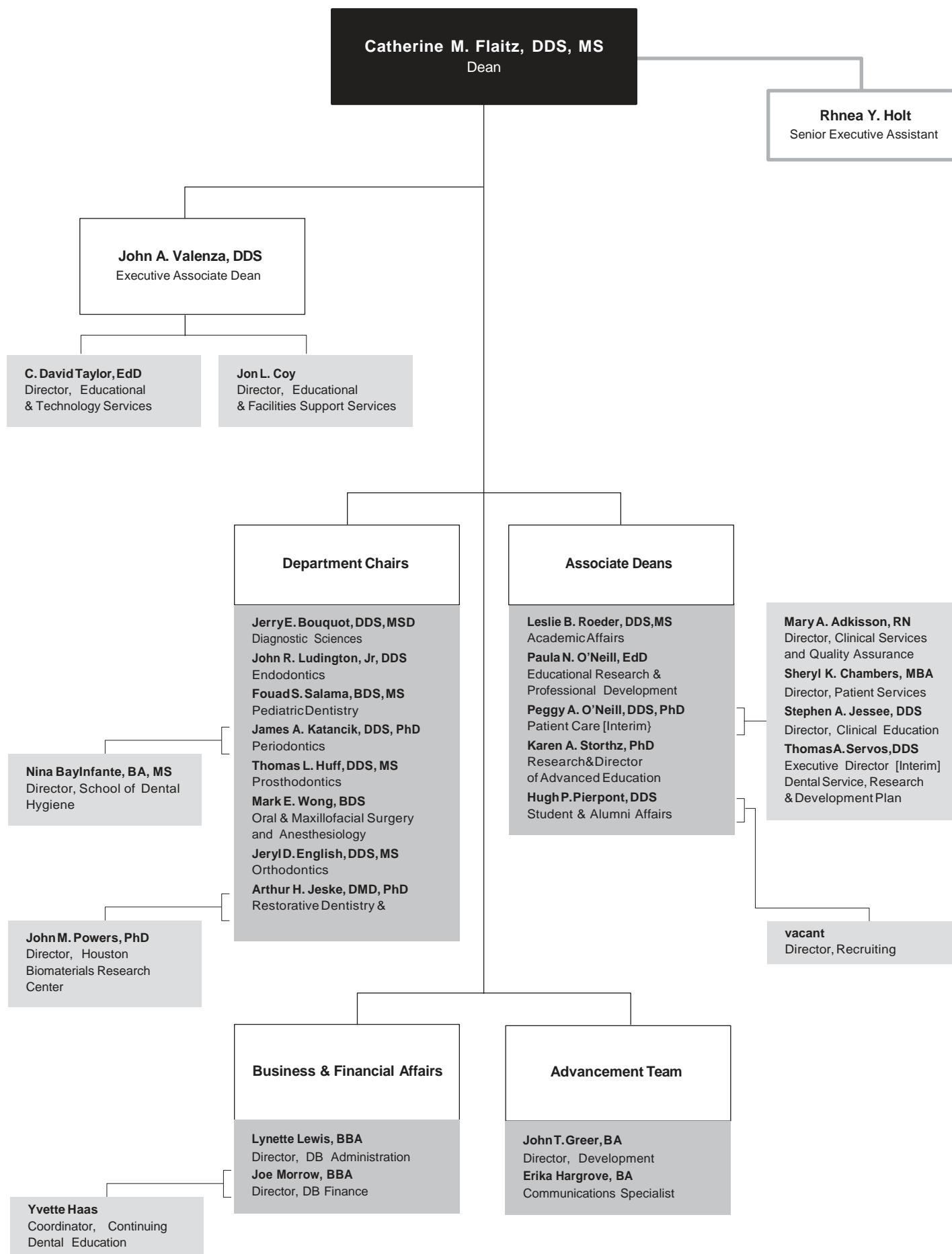
## Fulfilling the mission- Community Service/Patient Care

Providing people with better health is the reason for the school's existence. Please see page 121 for additional information on Dental Branch community service activities.

## Facilities

The Dental Branch is housed in a six-floor building located within the Texas Medical Center. The building consists of 325,483 gross square feet and includes basic science laboratories, lecture rooms, an auditorium, a library and learning resources center, a clinical simulation and learning center, a surgical oral pathology laboratory, a faculty practice clinic, faculty offices, clinics, administrative offices, and service and mechanical areas. There is also space for clinical research and continuing education.

Source  
Lynnette Lewis  
Dental Branch



# 1a Graduate School of Biomedical Sciences

---

Dean George M. Stancel, PhD

Administrative and departmental offices are presently located in:  
George & Cynthia Mitchell Basic Sciences Research Building  
6267 Bertner  
Houston, Texas 77030

Source

Linda Carter  
Graduate School of Biomedical Sciences

## History and Purpose

The UT Graduate School of Biomedical Sciences (GSBS) trains all the future PhD and MS biomedical scientists from the UT Health Science Center and UT M D Anderson Cancer Center at Houston, as well as all the combined MD/PhD graduates. Authorized by the 58th Legislature in 1963, its mission is to train and educate research scientists and scientist-educators, to generate new knowledge in the biomedical sciences that will be translated into improved health, and to increase public understanding of science. In essence, the school provides for the workforce needs of Texans and the nation in these areas.

Originally established as the academic arm of The UT MD Anderson Cancer Institute, GSBS has become an important academic bridge between several Texas Medical Center institutions. The GSBS conjoins UTHSC-H and UT M D Anderson Cancer Center as well as Texas A&M Institute of Biosciences and Technology. Through its highly collaborative graduate education programs, the GSBS adopted an interdisciplinary approach to graduate education that provides broad-based training in the biomedical sciences, as well as in-depth training in the area of a student's thesis and dissertation research.

Following a basic core of required courses, students may choose one from 17 formal programs, or design a highly individualized degree plan of study toward a PhD, MD/PhD, or MS degree. This educational structure enables students to conduct their research in a traditional discipline or in newly developing inter- or multi-disciplinary areas. This flexible approach provides both depth and breadth in training in the biomedical sciences and serves to attract some of the best and brightest students as well as faculty, which results in the growth of an immense intellectual resource for Texas.

---

## Instructional Programs

The vast Texas Medical Center faculty and facilities are at the fingertips of GSBS students. As listed in the catalog, areas of study include biochemistry, biomathematics and biostatistics, biophysics, cancer biology, cell biology, molecular carcinogenesis, genes and development, human and molecular genetics, immunology, integrative biology, microbiology and molecular genetics, molecular biology, molecular pathology, neuroscience, pharmacology, physiology, radiation biology, regulatory biology, reproductive biology, toxicology, virology and gene therapy. In addition there are two specialized master degree programs: genetic counseling and medical physics.

Currently there are 555 full-time faculty. This large and distinguished group includes the 1998 winner of the Nobel Prize in Physiology or Medicine, two Lasker Award winners, and numerous recipients of other honors, awards and professional recognition. Faculty from our combined participating institutions consistently receive more than \$175 million in research support annually from the National Institutes of Health, giving them (and the GSBS) a rank in the top 1-2 percent of NIH funding in the world.

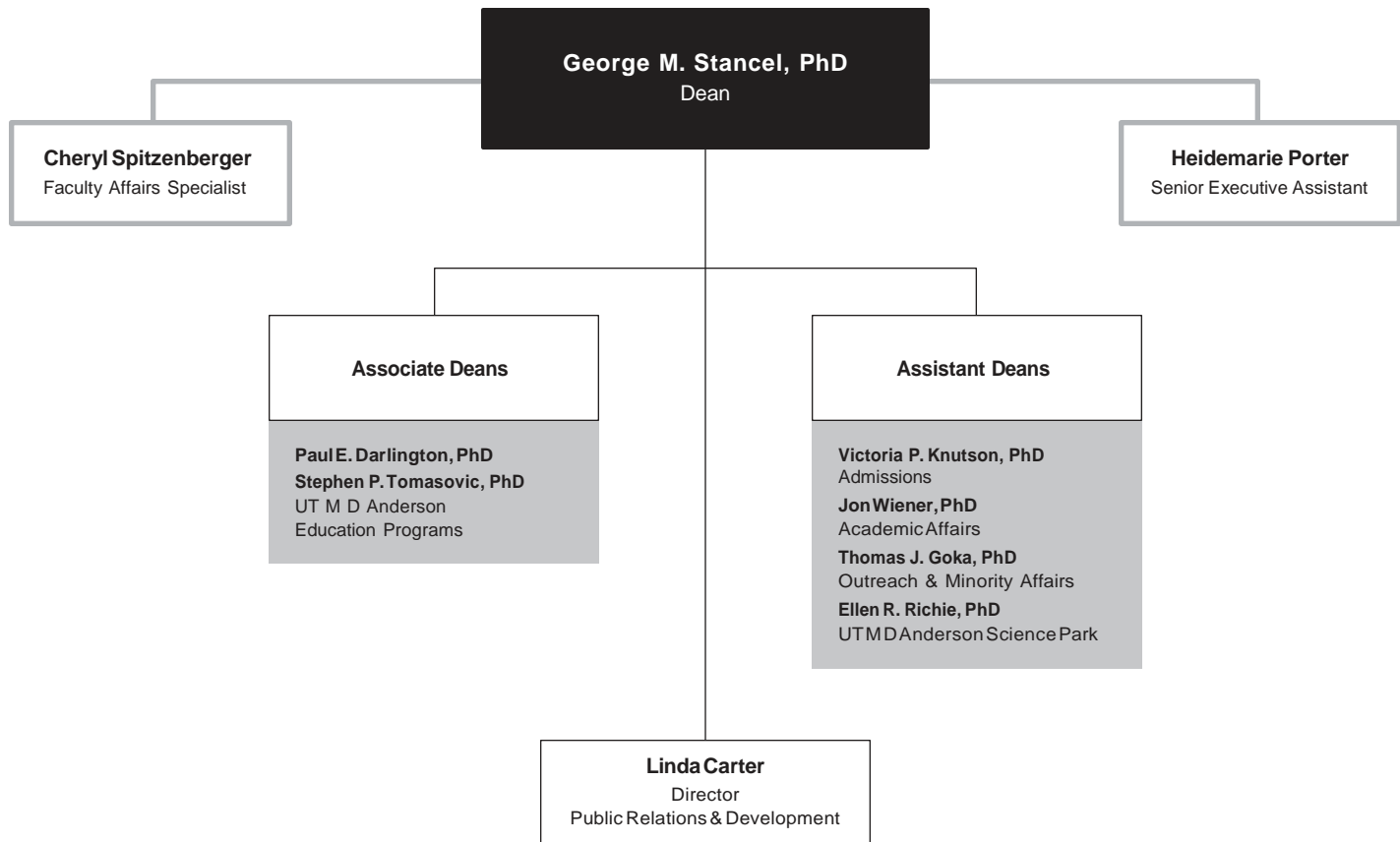
The Fall 2006 student body of 544 includes approximately one-third of its population from Texas, one-third from other parts of the United States, and one-third who are international students, with an equal number of men and women. Current GSBS students are offered over \$1 million in scholarship awards and stipend support for scholastic excellence and research achievement.

## Facilities

The Graduate School, including the Dean's Office and Administrative personnel, is permanently located in the new George and Cynthia Mitchell Basic Sciences Research Building where it is housed in the June & Virgil Waggoner Academic Hall. Complete with state of the art classrooms, computer lab, auditorium, and telecom capabilities for beaming classes and lectures around the globe, it is geared for a growing and dynamic student population.

Following first year classes in a broad range of biomedical sciences and research ethics, many didactic teaching and training activities of the GSBS are conducted in lecture rooms and laboratories where faculty members hold their primary academic appointments. These include facilities at other UTHSC-H components, UT M D Anderson Cancer Center, Baylor College of Medicine, Rice University, Texas Woman's University and the University of Houston. The Graduate School's intellectually rich and cooperative environment provides GSBS students the opportunity and challenge to develop research projects which will prepare them for the rapidly changing nature of health care needs and to find the solutions for the future.

Source  
George M. Stancel  
Graduate School of Biomedical Sciences



# 1a School of Health Information Sciences

---

Dean Jack Smith, MD, PhD

Administrative and departmental offices are located in:  
University Center Tower  
7000 Fannin, 6th, 8th, and 14th Floors  
Houston, Texas 77030

Source

Jack Smith  
School of Health Information Sciences

## History and Purpose

The School of Health Information Sciences (SHIS) is the first such school in the nation to offer graduate degrees in health informatics. Informatics became the focus of the school in 1997, with the school's name changing in 2001 to reflect its new mission. SHIS is now recognized nationally and internationally for innovative, interdisciplinary approaches to research and education. This new knowledge is being applied to research, health care, and the education of outstanding informatics leaders. The school's mission is to provide educational and research opportunities in informatics to health care professionals and biomedical scientists in interdisciplinary teams. As health care is becoming a cooperative interaction among the health and bioscience disciplines, there is a need for health practitioners and scientists who better understand the data, information, knowledge, assumptions and decision making of others as they attempt to design, provide and evaluate health care and scientific data.

---

## Instructional Programs

Currently the school offers two degrees, a master of science in health informatics (MS) and a doctor of philosophy in health informatics (PhD).

SHIS offers interdisciplinary graduate-level courses in health informatics for students enrolled in UTHSC-H's schools and for health professionals and scientists in the Texas Medical Center (TMC) and across the state. The MS degree focuses on the study of how health and biomedical science data are collected, stored and communicated and how the data are processed into health information suitable for research, administrative, and clinical decision making.

The curriculum stresses the development of interdisciplinary teams to evaluate and address the complex informatics issues that face healthcare and biomedical research. The identified issues are based on real-world problems. Students have been able to solve some of these problems during their study with faculty mentors. The PhD program is designed for graduates to research and evaluate new regions or domains of health informatics, lead interdisciplinary teams, and effectively communicate research findings to peers and practitioners. Newly inaugurated dual degree programs with the School of Public Health further promote the collaboration and interdisciplinary activities for the two schools.

Students come from a wide variety of backgrounds with a variety of skills. Each student, along with a faculty admissions committee, determines the student's curriculum from a matrix of courses. Scientists and practitioners across UTHSC-H, the Texas Medical Center, and beyond provide a real world laboratory for honing reasoning, knowledge and research skills. The programs receive strong support from UTHSC-H and other TMC institutions.

There are three focus areas. Originally, the curriculum for the degrees in Health Informatics was primarily clinically focused. Currently, SHIS is enhancing two other informatics focus areas within the MS and PhD programs.

### First focus area, Clinical Informatics:

- + Cognitive science in medicine
- + Artificial intelligence, knowledge modeling, and decision support
- + Information retrieval, data mining, and database design
- + Ontology
- + Practice guidelines
- + Electronic medical records
- + Telemedicine
- + Informatics for biosecurity and disaster relief
- + User interface design and human-computer interaction in health care
- + Information display and visualization
- + Patient safety
- + Informatics for extreme environments
- + Medical decision making

### Second focus area, Computational Biomedicine:

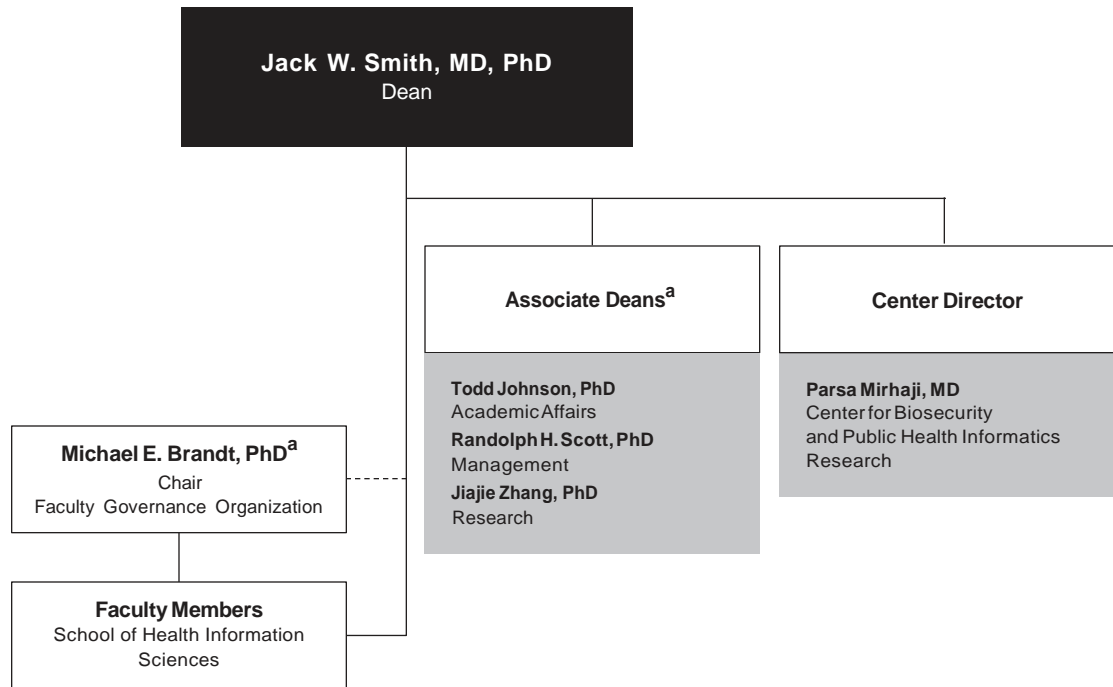
- + Bioinformatics
- + Computational biostatistics
- + Biomedical engineering sciences
- + Neuroinformatics
- + Modeling and simulation of biomedical systems and processes
- + Image and signal analysis
- + Image pulse sequences
- + Complex dynamic systems in biomedicine

### Third focus area, Learning and Technology:

- + Instructional research and evaluation
- + Educational research design
- + Statistics and measurement
- + Instructional technology
- + Use and evaluation
- + Instructional design
- + Learning sciences

Source  
Randolph Scott  
School of Health Information Sciences

<sup>a</sup> Those who serve on the School's Executive Committee.





# 1a Medical School

---

Interim Dean Jerry S. Wolinsky, MD

Administrative and departmental offices are located at:  
Medical School Building  
6431 Fannin  
Houston, Texas 77030

Source

Abby Mitchell  
MedicalSchool

## History and Purpose

On June 13, 1969, The University of Texas Medical School at Houston was created by an act of the Legislature and an appropriation for its initial cost was made to be effective September 1, 1969. The mission of the Medical School is to provide the highest quality education and training of future physicians for the State of Texas, in harmony with the state's diverse population; to conduct the highest caliber of research in the biomedical and health sciences; and to provide exemplary clinical services.

---

## Instructional Programs/Joint Programs

### Doctor of Medicine

The Medical School program leading to a medical doctor degree has two primary components: two years of basic science study and two years of clinical experience. The basic science years, with the second year designed as a bridging year, are devoted to preparing the student for the clerkship experiences of the third and fourth years. Each student has a faculty advisor who helps devise the student's educational sequence and set career goals and postgraduate educational plans. An alternate pathway program, entered during the first year, allows a student to complete the first year of basic science courses in two years.

### Doctor of Medicine/Doctor of Philosophy

The Medical School and the Graduate School of Biomedical Sciences participate in a combined program leading to the MD and PhD degrees. This program is sponsored and supported by the health science center and UT M D Anderson Cancer Center, is administered by an MD/PhD committee and involves faculty from both institutions. The requirements for the program meet the general requirements of both degrees in a flexible six-year program.

### Doctor of Medicine/Master of Public Health

The Medical School and the School of Public Health participate in a combined program leading to the MD and the MPH degrees. The program is integrated throughout a five-year period so that continuity of the dual objective is maintained while periods of concentration alternate between the medical and public health curricula. The requirements established for the program meet the general requirements for both degrees.

### Master of Science in Clinical Research

In August 2002, the Medical School began offering a master's degree in clinical research. This degree program is designed as a focused, flexible, and affordable program to train clinical investigators in designing and conducting patient-oriented research that is of exemplary quality. The curriculum accommodates clinicians' busy schedules; the courses are held one afternoon a week. The degree can be completed in two to four years depending on the amount of time a student devotes to the program. The curriculum for the master's program consists of two tracks – a patient-based clinical research track and a translational research track.

## Reciprocal Agreements

Through reciprocal agreements, students at other UT System components, Rice University, Baylor College of Medicine, Texas Women's University, and the University of Houston may take graduate courses for credit at the health science center. In addition, health science center graduate students may take courses for credit at any of the above institutions. Mechanisms for payment of tuition or registration fees vary according to the individual institution.

## Facilities

The nine-story Medical School Building is connected to the Memorial Hermann Hospital. The building bridges Ross Sterling Avenue to form one continuous structure with Memorial Hermann Hospital's Cullen, Jones, Robertson, and Hermann pavilions. A sky bridge provides a link with The University of Texas Health Science Center Professional Building, where the faculty conduct their clinical practices, and adjacent garages.

The Medical School Building contains offices, teaching and research laboratories, classrooms, lecture halls, study areas, animal facilities, educational and biomedical communications support areas, student lounges, and administrative suites. In early 2005, the John Freeman Building (the original Medical School building), was demolished to make room for a new six-story 208,500 gross square-foot research building. The top two floors will be devoted to a state-of-the-art vivarium, and the first four floors will be dedicated to research. This new building will be connected to the Medical School building at several levels and is scheduled to open in the fall of 2007.

## Affiliated Hospitals

Primary affiliations are with Memorial Hermann Hospital and the Lyndon B. Johnson General Hospital of the Harris County Hospital District. Other major affiliates include UT M D Anderson Cancer Center, UT Harris County Psychiatric Center, and the Texas Heart Institute/St. Luke's Episcopal Hospital.

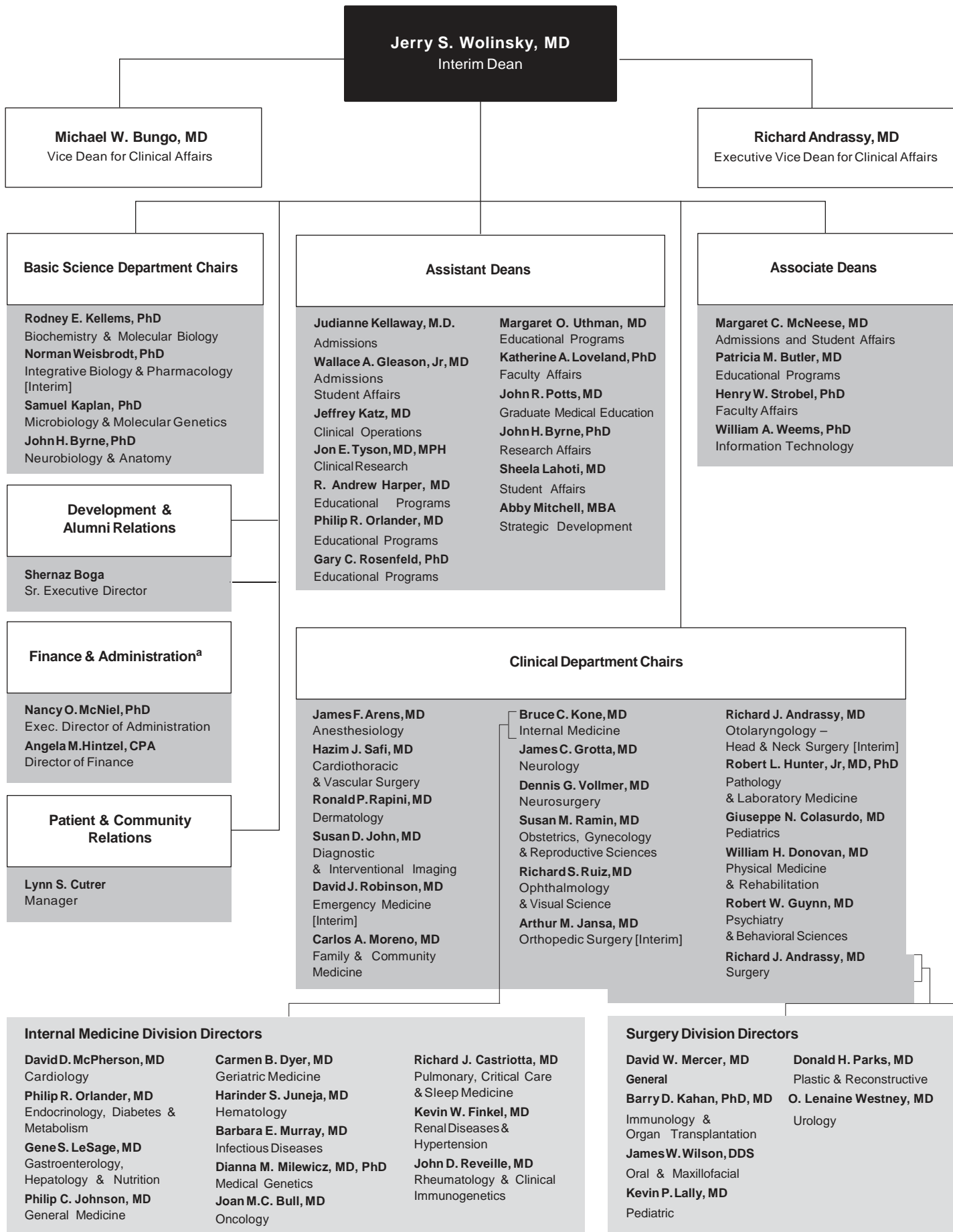
## Group Practice

The *Patient Care* section includes information on the Faculty Practice Plan (MSRDP), UT Physicians, and Affiliated Medical Services.



Source  
Abby Mitchell  
MedicalSchool

a Medical School Finance & Administration reports directly to the Executive Vice President for Finance & Administration and has a secondary reporting relationship to the Medical School Dean.



# 1a School of Nursing

Dean Patricia L. Starck, DSN, RN, FAAN  
School of Nursing & Student Community Center  
6901 Bertner Avenue  
Houston, Texas 77030

Source  
Patricia L. Starck  
School of Nursing

## History and Purpose

The University of Texas School of Nursing at Houston, established in 1890 as part of the John Sealy Hospital Training School for Nurses in Galveston, is one of the oldest schools of nursing in the southwestern United States. The baccalaureate nursing program of the UT System expanded to Houston in 1972, when nursing courses were offered in Houston and other Texas locations. The UT School of Nursing was organized in 1972 and began offering the master of nursing degree in the same year. In 1976, the system structure dissolved and the School of Nursing at Houston was reorganized under the control of the health science center. In 1995 and 2006, the School initiated the Doctor of Science in Nursing and Doctor of Nursing Practice degree programs, respectively.

## Instructional Programs

### Bachelor of Science in Nursing

The School of Nursing offers an undergraduate program leading to the degree of bachelor of science in nursing (BSN). The undergraduate program is designed for students who wish to enter the profession of nursing and for nurses who have earned an associate degree or diploma in nursing and desire to obtain the baccalaureate degree. A "Baccalaureate Plus" option for students with a baccalaureate degree or higher who can earn Masters credit during their studies. An accelerated program Baccalaureate 2 is for students with a prior degree who can complete the BSN within 12 months of study.

### Master of Science in Nursing

The master's program (MSN) is designed for nurses who have the baccalaureate degree in nursing and wish to prepare for advanced practice in a specialized area with role preparation as clinical specialists, educators, administrators, or nurse practitioners.

Program options available in the MSN degree program are:

- + Acute/Critical Care
- + Adult Nurse Practitioner
- + Emergency Care
- + Family Nurse Practitioner
- + Gerontology
- + Long Term Care Administration
- + MSN/MPH
- + Neonatology
- + Nurse Anesthesia  
*locally and to US Army nurses by contract*
- + Oncology
- + Pediatric Nurse Practitioner
- + Psychiatric/Mental Health
- + Women's Health Care

The adult practitioner option is offered in conjunction with gerontology, oncology, psychiatric/mental health and women's health care (nurse practitioner) tracks.

There is a cooperative degree option of MSN/MPH, which is offered jointly by the School of Nursing and School of Public Health. A number of post masters certificate programs are available including oncology and end of life care.

### Doctor of Science in Nursing

In 1995, the school was approved to implement a doctor of science in nursing (DSN) degree program, the only clinical research nursing doctoral program in Texas. The program is designed to prepare students for advanced practice nursing graduate programs; train nurse scientists who will conduct research focused on health care interventions and outcomes; and develop senior clinicians who will implement and evaluate innovative practice models in health care delivery systems.

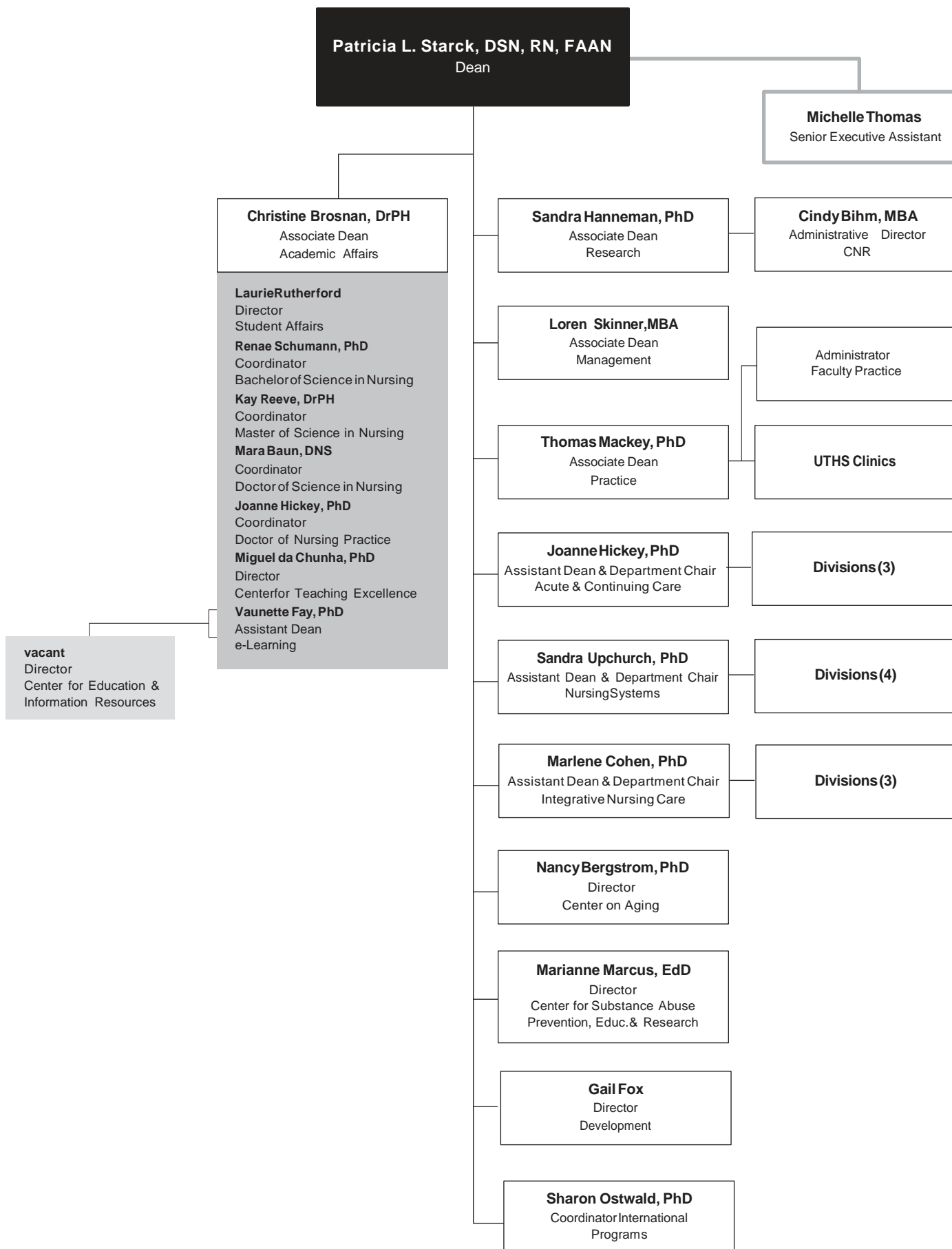
### Doctor of Nursing Practice (DNP) Program

The Doctor of Nursing Practice degree program is a cutting edge practice doctorate that will prepare advanced practice nurses with depth and breadth of knowledge and competencies to be clinical scholars recognized for outstanding direct patient care and leadership in nursing practice and health care organizations now and in the future. Students will develop high level expertise in evidence based practice and translation of evidence to individuals and populations using the latest knowledge, technology, and informatics to support new models of care delivery and quality patient outcomes. Through understanding of the complex health care system and patient needs, students will become leaders in working with other health professionals and stakeholders to provide safe, comprehensive, culturally sensitive, and seamless care. The DNP program is a 46 credit-hour, part time, post-masters degree program that will initially admit advanced practice nurses who are nurse practitioners. The program takes advantage of the outstanding resources available in the Texas Medical Center (TMC) and affiliated organizations.

## Facilities and Affiliations

Clinical learning experience is available within both the TMC and the broader community. Affiliate institutions include: The Methodist Hospital, the Memorial Hermann Healthcare System, St. Luke's Episcopal Hospital, Texas Children's Hospital, St. Joseph Hospital, The Texas Institute for Rehabilitation and Research, and UT Harris County Psychiatric Center. Students also have opportunities for learning experiences in neighborhood health centers, nursing homes, day care centers, city and county health departments, mental health facilities and physicians' offices and clinics. A unique opportunity for clinical training exists in the nurse-managed clinic, UT Health Services, established in 1991.

Source  
 Dean's Office  
 School of Nursing



# 1a School of Public Health

Dean Guy S. Parcel, PhD

Administrative and departmental offices are located in:  
Reuel A. Stallones Building  
1200 Herman Pressler Street  
Houston, Texas 77030

Source

Tracie Chase  
School of Public Health

## History and Purpose

The Texas State Legislature authorized a School of Public Health within The University of Texas System in 1947, but funding was delayed until 1967. The first class, admitted in the fall of 1969, occupied rented and borrowed space. The mission of the school is to improve and sustain the health of people by providing the highest quality graduate education, research and community service for Texas, the nation and internationally. The school's first responsibility is to provide present and future practitioners, teachers and scientists the highest quality graduate education in the theory and practice of public health. The school continues to build dynamic partnerships between its research programs and community agencies and groups to translate research knowledge to effective community health programs. To address the need for graduate public health education in other geographic areas of the state the School of Public Health established Regional Campus programs in Brownsville, Dallas, El Paso, and San Antonio and an office in Austin to provide a certificate program for UT Austin students and public health workers.

## Instructional Programs

### Master of Public Health

The master of public health (MPH) degree is the basic professional degree in the field. It is required for many supervisory and managerial positions in public health and is recommended for many others. Students are admitted to one of the Divisions (Biostatistics, Environmental & Occupational Health Sciences; Epidemiology & Disease Control; Health Promotion & Behavioral Sciences; or Management, Policy, & Community Health) or Regional Campuses (Brownsville, Dallas, El Paso, or San Antonio) through which they complete a series of courses that cover the breadth of public health and develop competencies appropriate for their elected discipline.

### Master of Science

The master of science in public health (MS) degree is offered within the following fields of study: Biostatistics and Epidemiology. These are research fields, each with a theory, a body of knowledge, and a set of methods that define it. They interrelate substantially, however, and constitute much of the broad field of public health. Since preparation in depth in such a multiplicity of fields is impossible, the student is expected to focus in one or a few areas and gain an understanding of the interrelations within the array. A student elects one of these fields as a major and selects another public health discipline as a minor area of study.

### Doctor of Public Health

The doctor of public health (DrPH) degree signifies distinguished scholarly accomplishment in the professional field and is designed for those who plan careers involving professional practice, teaching or research. Students will affiliate with one of the Divisions (Environmental & Occupational Health Sciences; Epidemiology & Disease Control; Health Promotion & Behavioral Sciences; or Management, Policy, & Community Health), but may also select courses in other Divisions. Students elect to concentrate in one of the public health disciplines or in a special topic area. While the primary course of study for doctoral programs is located at the Houston campus, doctoral candidates may engage in research at one of the four Regional Campuses.

### Optional Concentration for both MPH and DrPH

*Global Health (Interdivisional)*

### Doctor of Philosophy

The doctor of philosophy in public health (PhD) degree requires scholarly attainment and a capacity for independent research. It is primarily a research and teaching degree. Curricula leading to the degree are offered in behavioral sciences, biostatistics, environmental sciences, epidemiology and management & policy sciences.

### Dual Degree Programs

Dual degree programs include the MD/MPH in collaboration with The University of Texas Medical School at Houston, the JD/MPH in collaboration with the University of Houston Law Center, the MSN/MPH in collaboration with The University of Texas School of Nursing at Houston, the MSW/MPH in collaboration with the University of Houston Graduate School of Social Work, and the MS or PHD/MPH in collaboration with The UT School of Health Information Sciences at Houston. In addition, the Registered Dietetics program is available in combination with all four public health degrees.

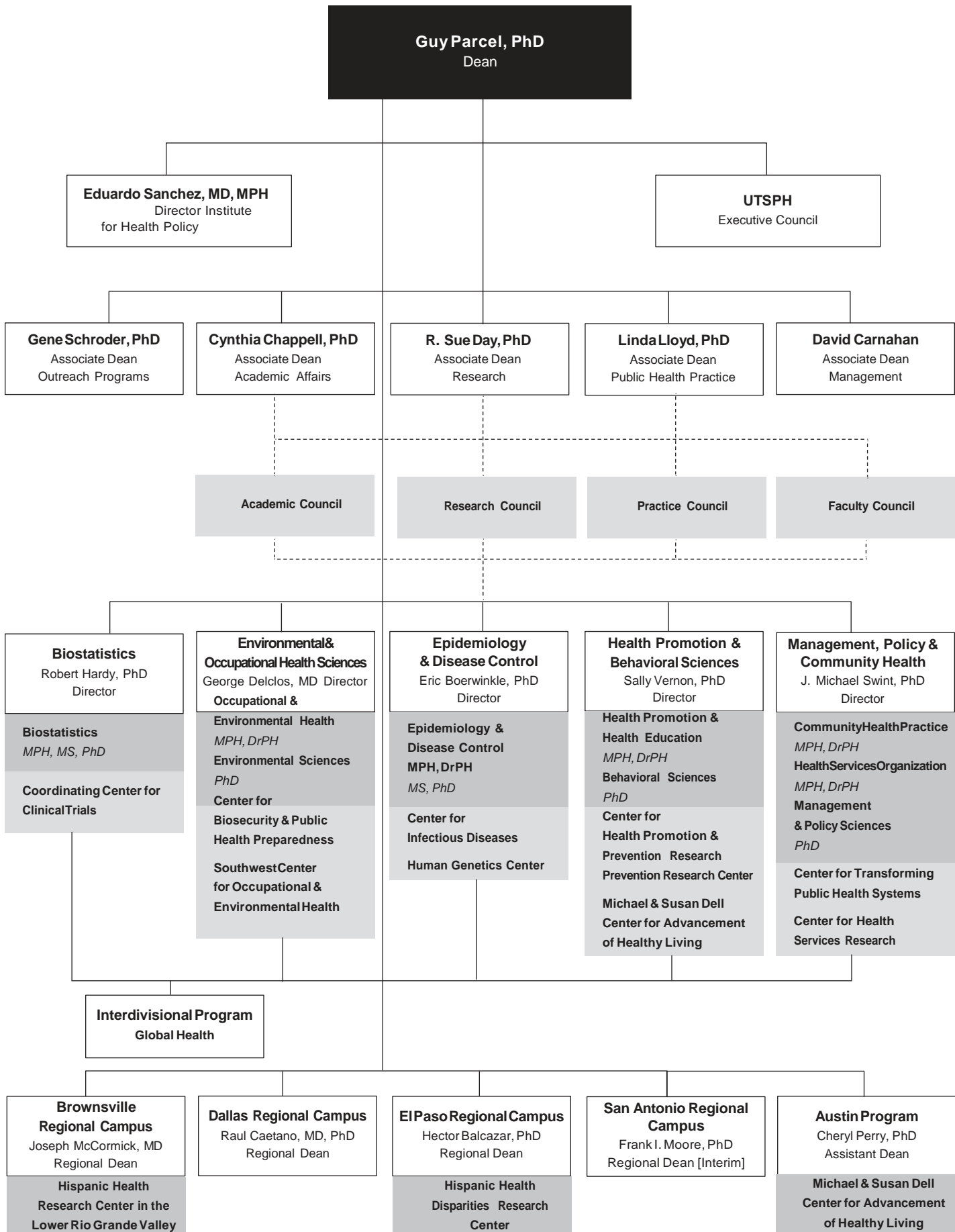
### Certificate in Public Health

The certificate program is intended for public health practitioners and individuals considering a graduate degree in the field. The five courses in this non-degree program cover the core content of the basic public health disciplines and are available at all campuses. A certificate is awarded to students who perform at a satisfactory level in all five courses.

### Facilities

The main campus of the school is in the Reuel A. Stallones building, named for the founding dean who served from 1967 until 1986. The 10-story, 220,000 gross-square-foot building is located in a park setting with outstanding library, computer and research laboratory facilities. The school established regional campus programs in San Antonio (1979), El Paso (1992), Dallas (1998), and Brownsville (2001). In addition, the school has established an office in Austin to provide a certificate program for UT Austin students and public health workers.

Source  
TracieChase  
School of Public Health



# 1a Harris County Psychiatric Center

---

Executive Director Robert W. Guynn, MD  
Chief Administrative Director Lois Moore, BSN, MEd, LHD, FACHE  
Administrative and departmental offices are located in:  
W. Leland Anderson Campus  
2800 South MacGregor Way  
Houston, Texas 77025

Source  
Geri Konigsberg  
UT Harris County Psychiatric Center

## History and Purpose

The University of Texas Harris County Psychiatric Center (UTHCPC) was established by the State of Texas Legislature in 1986 with a legislative mandate to function as a university mental health care hospital. UTHCPC's mission is one of service to patients, education of those interested in the treatment of the mentally ill and research of new methods of treatment and community service in an effort to reach and educate more people about mental illness.

---

## Programs

For the past 20 years, UTHCPC has been the primary provider of acute inpatient psychiatric care for all of Harris County's indigent residents, serving persons with mental illness and those with mental illness and substance abuse illnesses. Since opening, UTHCPC has provided comprehensive psychiatric and clinical social services to more than 75,000 patients. Thousands more have been reached through numerous community-based seminars, programs and educational events.

During FY 2006, UTHCPC's expanded treatment options included inpatient and intensive outpatient services and programs for children and adults. Services to children and adolescents include a cooperative program with the Harris County Juvenile Probation Department, Neighborhood Centers and Gulf Coast Community Head Start. A residential treatment center, serving adolescents ages 12-17, was opened.

UTHCPC is the only facility of its kind in the state that serves as an operating unit of a major university and provides primary psychiatric care. UTHCPC serves a diverse population in culture, ethnicity, race, education and economic status (including the homeless, those with marginal incomes, private insurance and entitlements such as Medicare and Medicaid.)

UTHCPC provides clinical rotations for approximately 600 undergraduate and graduate students in medicine, nursing, psychology, pharmacy, health administration, recreation and occupational therapy, pastoral counseling and clinical social services each year.

Members of the UT Medical School at Houston department of psychiatry and behavioral sciences and the Mental Sciences Institute work in conjunction with staff at the UTHCPC on various research activities. New technologies enable sophisticated research exploring the functioning of the brain. This research may be instrumental in developing innovative treatment modalities for psychiatric disorders. Research collaborations include the UT School of Nursing at Houston, the University of Houston, the Mental Health and Mental Retardation Authority of Harris County and the Mental Sciences Institute.

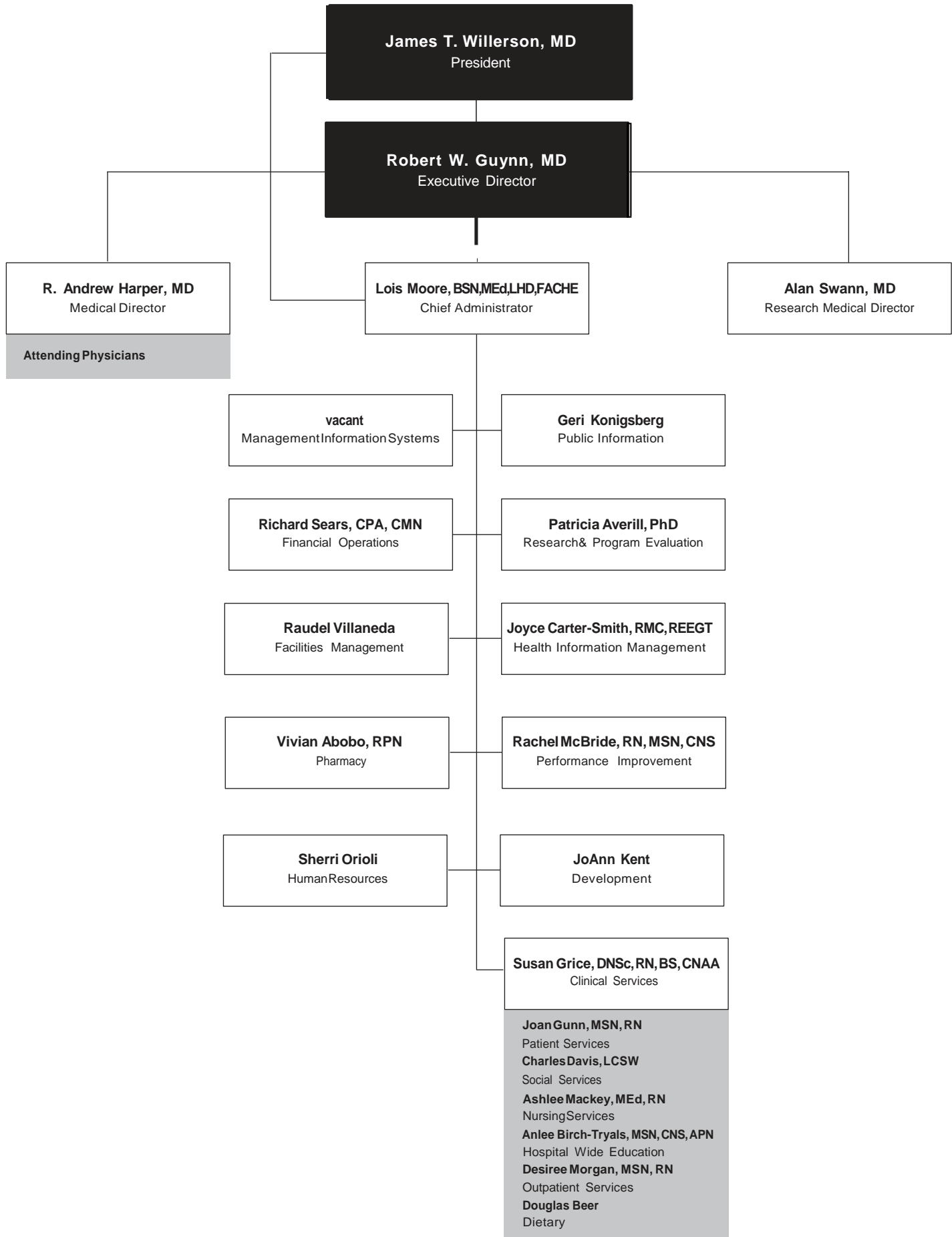
UTHCPC research can and often does involve many treatment options besides medication. These include using neuro-imaging to develop more effective diagnostic procedures; refining criteria of treatment choice; improving crisis treatment options; measuring patient outcomes; developing various patient education models; and studying the effect of therapeutic interventions from all disciplines – nursing, psychology, music therapy, etc. – that improve service delivery.

## Facilities

UTHCPC is a licensed 250-bed, acute care, inpatient psychiatric facility. It is housed in a three-story, 180,000 gross-square-foot facility on seven acres near the Texas Medical Center. The outpatient facility is located in close proximity to the hospital.



Source  
 Geri Konigsberg  
 UT Harris County Psychiatric Center



# 1a The Brown Foundation Institute of Molecular Medicine for the Prevention of Human Diseases

Chief Operating Officer and Director & CEO (Elect) C. Thomas Caskey, MD, FACP  
Director Ferid Murad, MD, PhD  
Deputy Director Irma Gigli, MD

Administrative and departmental offices are located in:  
Fayez S. Sarofim Research Building  
1825 Pressler Street, Houston, Texas 77030-3725

Source

Gloria Horner  
The Brown Foundation Institute of Molecular Medicine  
for the Prevention of Human Diseases

## History and Mission

The Brown Foundation Institute of Molecular Medicine for the Prevention of Human Diseases (IMM) is a research institute that seeks to investigate the cause of human diseases at the genetic, cellular and molecular levels using DNA and protein technologies, and animal models. The Institute was founded in 1995 and conceived as a new concept for UTHSC-H. Dr. Ferid Murad, the John S. Dunn Sr. Distinguished Chair in Medicine and Physiology is the director. Dr. Murad received the Nobel Prize for Physiology or Medicine in December 1998 for his work with nitric oxide. Dr. Irma Gigli is the deputy director. Dr. C. Thomas Caskey is the chief operating officer and director & CEO (Elect).

The long-term goal of the IMM is to link one of the largest medical centers in the world to one of the best medical centers for medical research, education and patient care. The Brown Foundation Institute of Molecular Medicine for the Prevention of Human Diseases will set the example for biomedical research excellence and collaborations both locally, nationally and internationally.

## Major Objectives and Facilities

Advances in molecular and cell biology have enormous potential for innovative medical research and the future practice of medicine using novel therapies. It is clear that the elucidation of genes, as well as molecular and cell biology will play a major role in clarifying the causes of many unsolved problems of modern medicine: heart diseases, hypertension, vascular disorders, major mental illnesses, inflammatory and immunologic diseases.

In 2006, the IMM relocated from the Institute of Biosciences and Technology Building to a new 223,000-square-foot Fayez S. Sarofim Research Building adjacent to University Center Tower. The new facility includes a 200-seat auditorium, a large atrium for public events, and rooms for faculty conferences and collaborative scientific discussions. At least 65 percent of the usable space is dedicated to research laboratories. In addition, a satellite facility exists at the Texas Heart Institute in the Denton Cooley Building. This satellite facility strengthens the IMM's basic science programs, builds upon its excellence in research, and supports the institution's goal of continual partnership or collaboration with other Texas Medical Center institutions by sharing space and support services.

The IMM houses seven research centers and several support laboratories each exploring the genetic and molecular aspects of biological processes significant to explain the basis of human diseases and their prevention.

The **Research Center for Cardiovascular Diseases** is leading efforts to identify molecular mechanisms that contribute to the development of heart attacks and heart failure.

The **Research Center for Human Genetics** is using genomic technologies to unravel the genetic predisposition to the most common chronic diseases, such as heart disease and stroke.

The **Research Center for Immunology & Autoimmune Diseases** is examining the molecular and genetic bases of predisposition to several different allergic, autoimmune involving distinct organs, and infectious diseases using genetically altered animals in models of diseases.

The **Research Center for Protein Chemistry** focuses its research activities on major topics relating to the significance of manipulating conformational changes of proteins. In addition it serves as a core facility for the structural analysis of proteins.

The **Research Center for Cell Signaling** examines the role of nitric oxide and cyclic GMP in cellular signaling in vascular biology and inflammatory processes, as well as the pharmacologic implications of the discoveries. The role of nitric oxide in the differentiation of stem cells is being investigated.

The **Research Center for Stem Cell Research** activities focus on understanding the molecular details of blood and mesenchymal stem cell and their environments in the body. Techniques have been developed relevant to these two areas to branch out into the study of more poorly understood stem cells in other adult tissues, including the lungs and the kidneys. The center is also looking at ways of making blood stem cells transplants safer.

The **Research Center for NanoMedicine** focuses on inter-disciplinary research to combine nano-engineering, mathematical modeling, and biomedical sciences to develop nanotechnology enabled therapeutic and diagnostic platforms for combating diseases including cancer, cardiovascular diseases and infectious diseases.

The **Laboratory for Developmental Biology** helps UTHSC-H and IMM scientists conduct research that requires the generation of transgenic and knock-out animals as models of human diseases. In these genetically altered animals candidate genes are inserted or deleted in order to study the role that specific gene products may play in the pathogenesis of different diseases.

Dr. Willy Wriggers directs the **Laboratory for Molecular Imaging**. This core strives to provide a state-of-the-art electron microscopy facility for collaborations with institute personnel and to pursue independent research. Dr. Wriggers' biological interest includes molecular motors, cytoskeletal filaments, and the transcription machinery.

Other core facilities include cell sorting, FACS analysis, and high through put DNA sequencing. Search committees are presently underway to recruit faculty for two new Centers (Neurodegenerative Diseases and Metabolic Diseases).

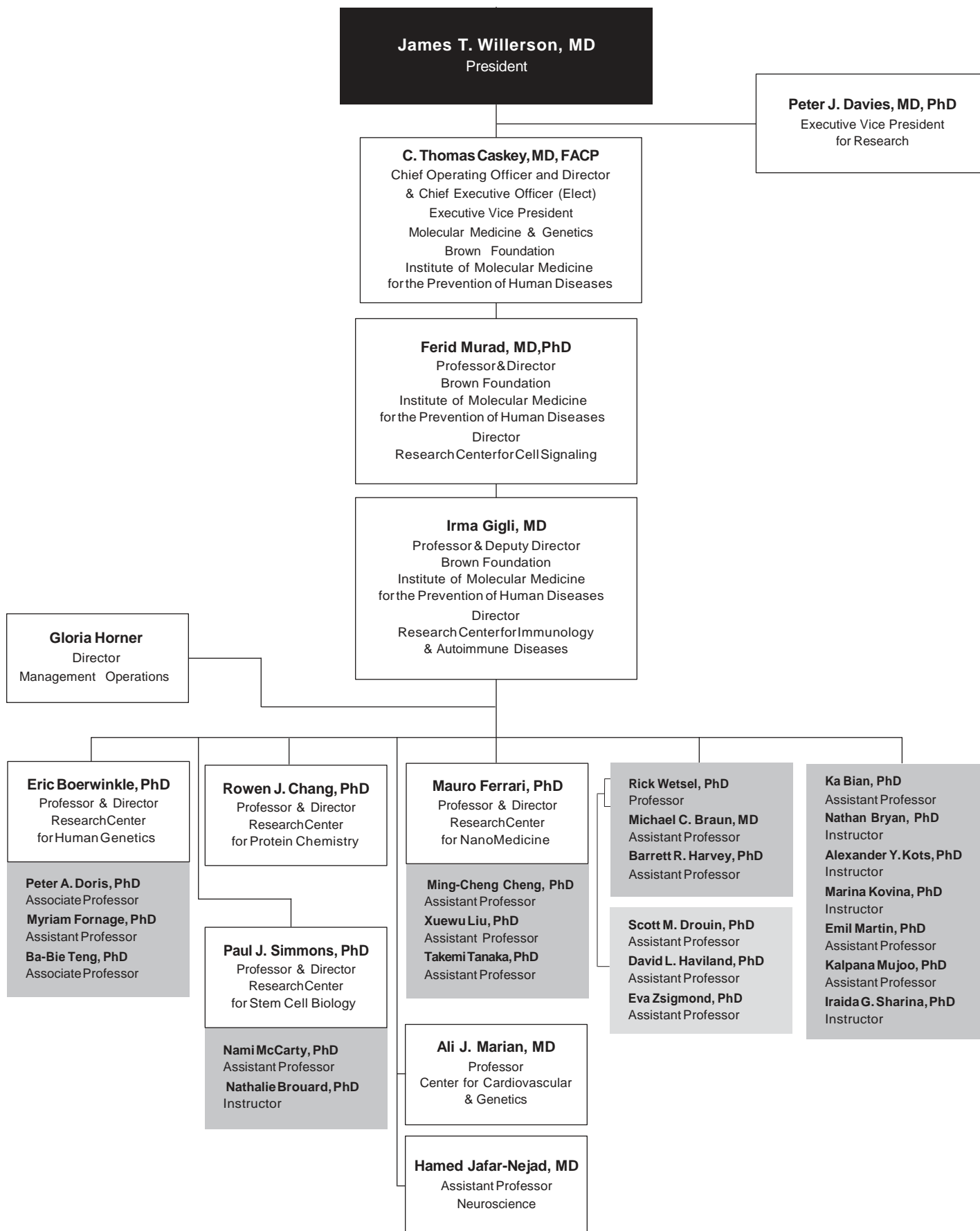


# Brown Foundation Institute of Molecular Medicine for the Prevention of Human Diseases Organization

Source

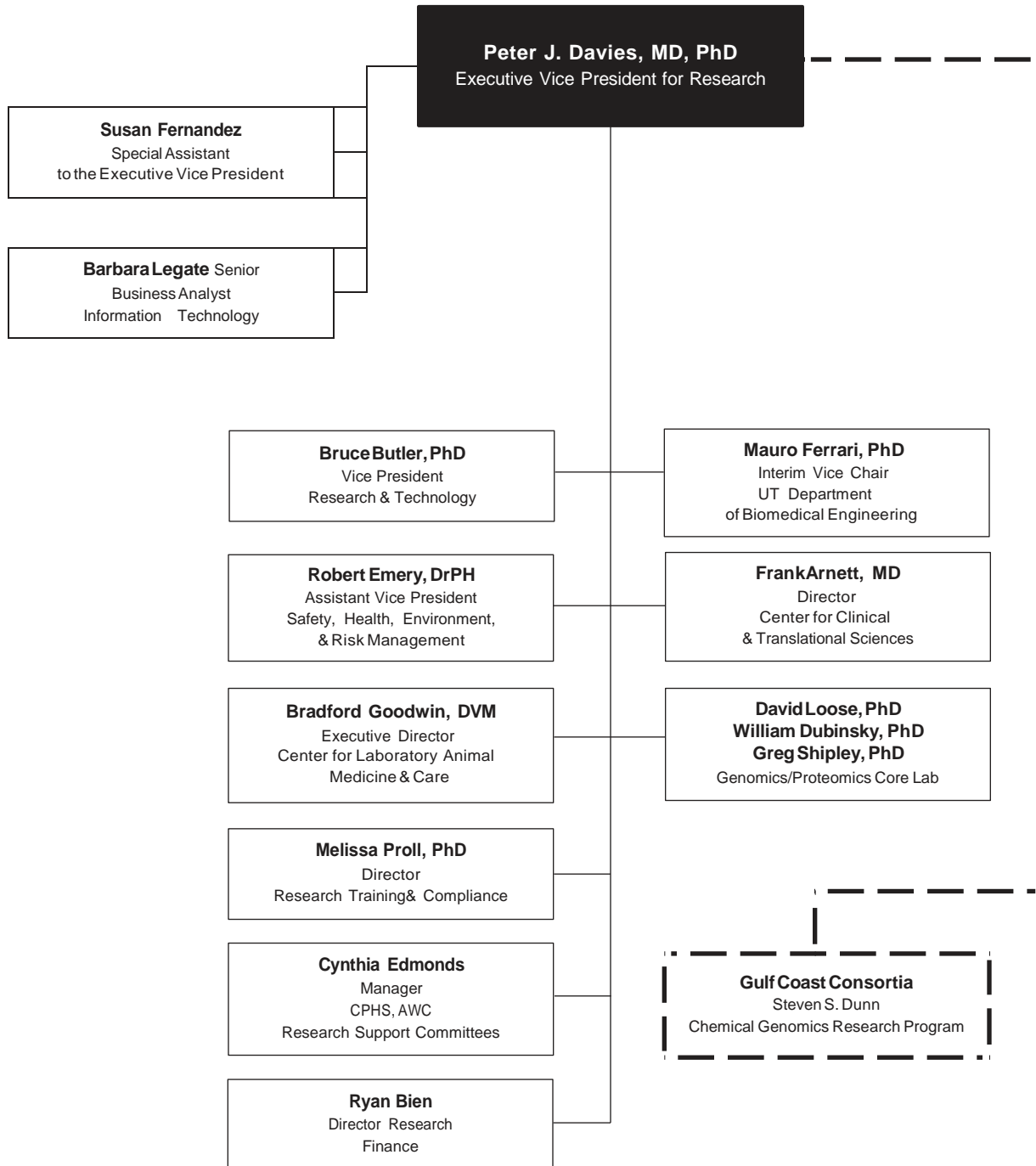
Gloria Horner

The Brown Foundation Institute of Molecular Medicine  
for the Prevention of Human Diseases

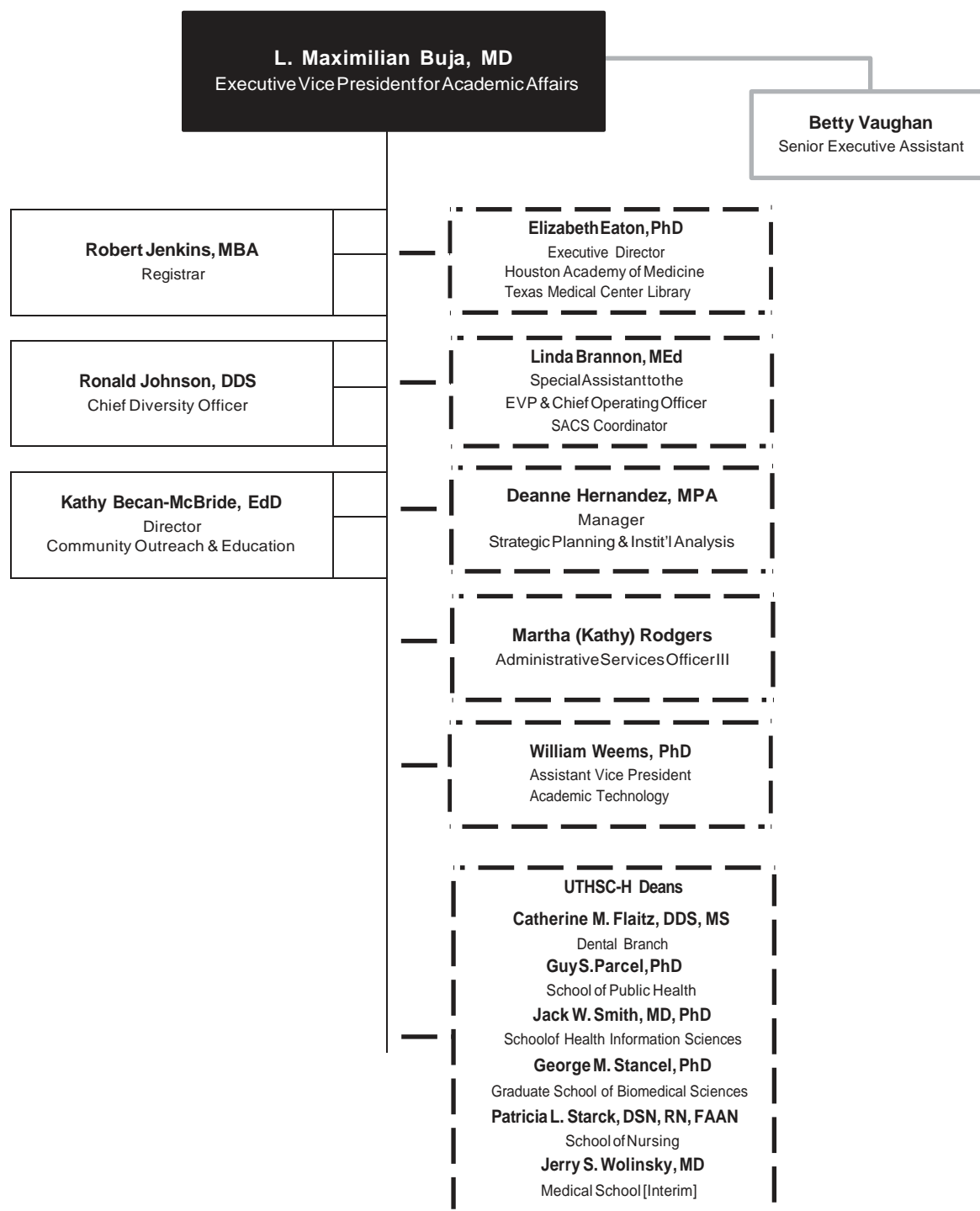


# 1a Research Organization

Source  
 Susan Fernandez  
 Office of Research



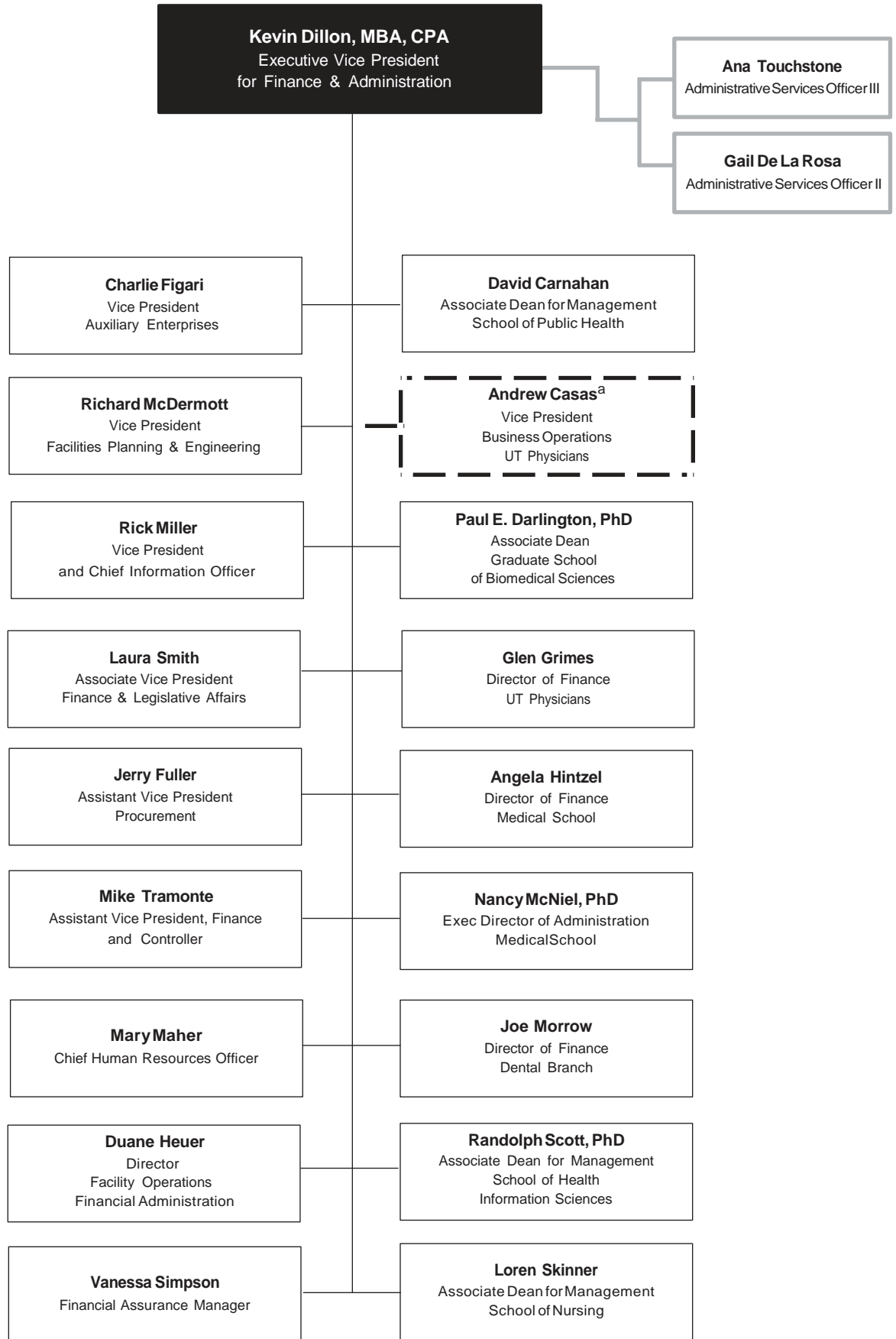
Source  
 Betty Vaughan  
 Office of Academic Affairs



# 1a Finance and Administration Organization

Source  
Kevin Dillon  
Finance & Administration

a Andrew Casas shares a reporting relationship with the CEO of UT Physicians.



Source  
Board of Regents Web site

The University of Texas Health Science Center at Houston is one of 15 components of The University of Texas System (UT System.) The UT System is composed of System Administration, centered in Austin, Texas, and institutions under the governance of The UT Board of Regents.

## The Board of Regents

The board has been delegated the power and authority to administer The UT System by the Texas Legislature. The board is composed of nine members appointed by the Governor, with the advice and consent of the Senate, for staggered terms of six years each. The terms of three members expire on February 1 of odd-numbered years.

### Board of Regents

*Mr. John W. Barnhill, Jr.*    *Mr. Brian J. Haley (Student Regent)*  
*Mr. H. Scott Caven, Jr.*    *Mr. James Richard Huffines*  
*Mrs. Rita C. Clements*    *The Honorable Cyndi Taylor Krier*  
*Dr. Judith L. Craven*    *Ms. Colleen McHugh*  
*Mr. Robert A. Estrada*    *Mr. Robert B. Rowling*

### The Chair of the Board

The chair is elected by the board. Chair James R. Huffines presides over meetings of the board, calls special board meetings and appoints standing and special board committees. The chair is a nonvoting *ex officio* member of all standing committees.

### Vice Chairs of the Board

The vice-chairs are elected by the board when the chair is elected. Vice-Chairs Rita C. Clements and Cyndi Taylor Krier, as designated by the board, assume the duties of the Chair in case of absence, death, resignation, disability, removal or disqualification.

### Counsel and Secretary to the Board

Francie A. Frederick is the principal officer to the board in administering the responsibilities of the Office of the Board of Regents. The counsel and secretary is not a member of the board but is elected by it and receives compensation and maintains a staff as approved by the board.

## The Standing Committees of the Board

### The Executive Committee

The Executive Committee acts for the board on items that require immediate action between meetings of the board.

Chair, *Mr. James R. Huffines*  
 Vice-Chair, *Mrs. Rita C. Clements*  
 Vice-Chair, *The Honorable Cyndi Taylor Krier*

### Finance and Planning Committee

Chair, *Mr. Robert B. Rowling*  
*Mr. John W. Barnhill, Jr.*  
*Mr. H. Scott Caven, Jr.*  
*The Honorable Cyndi Taylor Krier*  
*Ms. Colleen McHugh*

### Audit, Compliance and Management Review Committee

Chair, *Mr. Robert A. Estrada*  
*Mrs. Rita C. Clements*  
*Dr. Judith L. Craven*  
*The Honorable Cyndi Taylor Krier*  
*Mr. Robert B. Rowling*

### Academic Affairs Committee

Chair, *The Honorable Cyndi Taylor Krier*  
*Mr. John W. Barnhill, Jr.*  
*Mr. H. Scott Caven, Jr.*  
*Dr. Judith L. Craven*  
*Mr. Robert A. Estrada*  
*Ms. Colleen McHugh*

### Health Affairs Committee

Chair, *Mrs. Rita C. Clements*  
*Mr. H. Scott Caven, Jr.*  
*Dr. Judith L. Craven*  
*The Honorable Cyndi Taylor Krier*  
*Mr. Robert B. Rowling*

### Facilities Planning and Construction Committee

Chair, *Mr. John W. Barnhill, Jr.*  
*Mr. H. Scott Caven, Jr.*  
*Mrs. Rita C. Clements*  
*Mr. Robert A. Estrada*  
*Ms. Colleen McHugh*

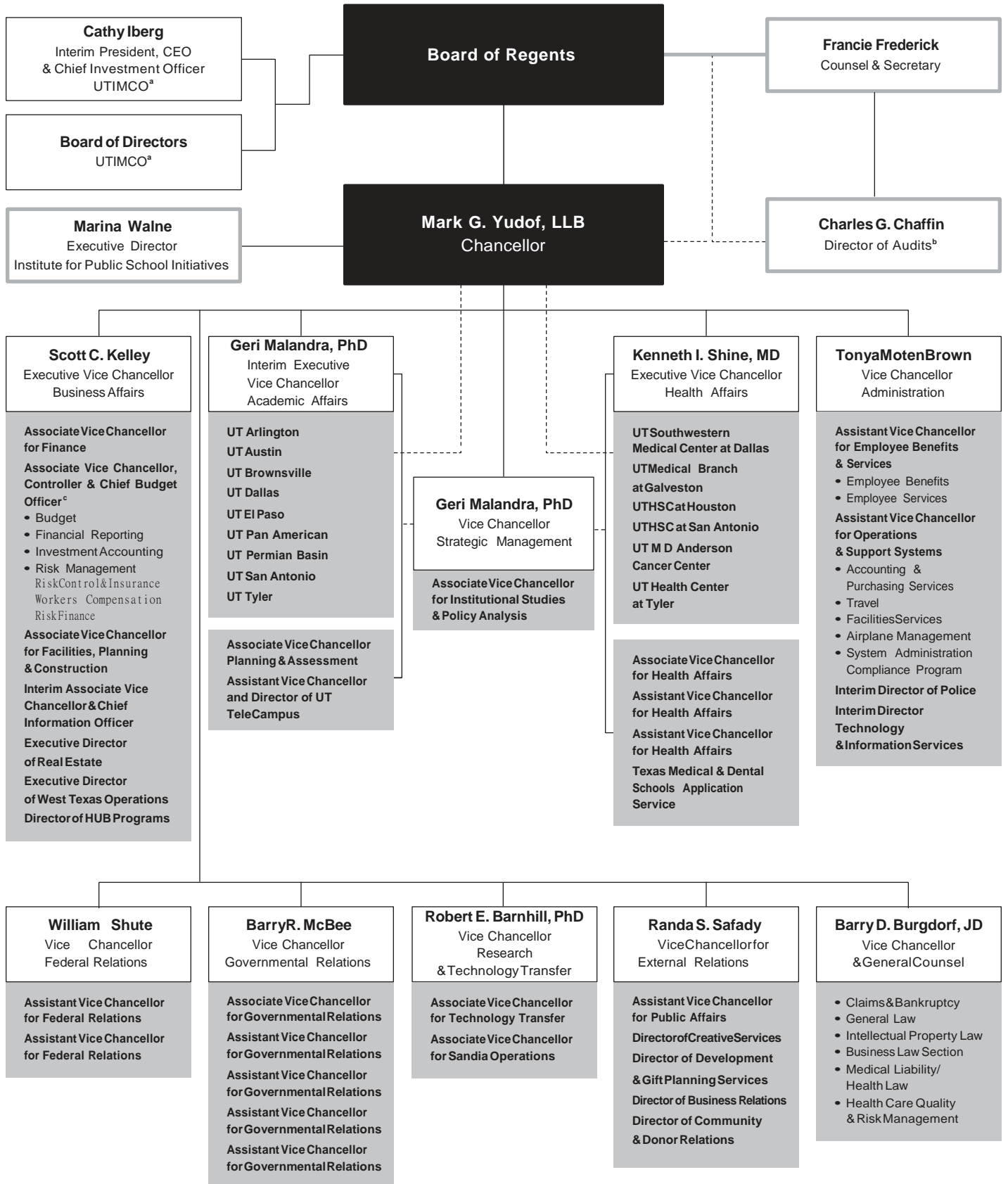
### Student, Faculty and Staff Campus Life Committee ad hoc

Chair, *Dr. Judith L. Craven*  
*Mr. John W. Barnhill, Jr.*  
*Mrs. Rita C. Clements*  
*Mr. Robert A. Estrada*  
*Ms. Colleen McHugh*

# 1a The University of Texas System Organization

Source  
UT System Office of the Chancellor

- a The University of Texas Investment Management Company.
- b The Director of Audits reports to the Board through the Counsel and Secretary and is also responsible to the Chancellor in the conduct of audit assignments.
- c This is a dual position; the Chief Budget Officer position reports directly to the Chancellor.



Below is a compilation of The University of Texas Health Science Center at Houston's major print and online publications. For additional information, including contacts and most recent editions, please refer to the Web addresses.

## Calendar of Events

[www.uthouston.edu/calendar/](http://www.uthouston.edu/calendar/)

An online Calendar of Events is available for the benefit of the university community. University departments, offices, and campus organizations may submit confirmed event information directly online.

## Catalogs

The schools' catalogs are official publications that contain general information about the official calendar, admission and progression requirements, tuition and fees, registration, degree and certificate programs, courses, and student services.

## CORE (Catalog of Research Expertise)

CORE is an electronic directory of faculty profiles that provides descriptions of intramural and extramural research-related activities, school and departmental assignments, campus addresses, educational background and lists of scientific publications.

## Distinctions

[www.uthouston.edu/distinctions/](http://www.uthouston.edu/distinctions/)

This monthly newspaper highlights the university's distinctive capabilities, and accomplishments in education, research, community service and philanthropic support.

## Fact Book

This annual publication includes descriptive and statistical information about the university.

## GSBSNEWS

The GSBS NEWS is a twice yearly newsletter that provides students, faculty, alumni and community friends with news, donor acknowledgement, and awards recognition. Through this transfer of information GSBS NEWS serves to connect faculty, students, and alumni as well as those who support us philanthropically.

## GSBSFACTSHEET

A one-page, descriptive overview of the Graduate School of Biomedical Sciences, the GSBS FACTSHEET, is updated annually, and includes demographic statistics, scholarship information, mission, vision, and a map.

## GSBS Recruitment Brochure

A newly re-designed recruitment brochure is used to explain, inform, and attract potential students to the Graduate School of Biomedical Sciences. Secondly, it gives a comprehensive picture of the School to our community partners.

## The Handbook of Operating Procedures (HOOP)

The HOOP contains university policies, procedures and guidelines in accordance with The University of Texas Regent's Rules and Regulations.

## Health Leader

This twice-a-weekly online health information service posts consumer health articles on the Web on topics related to medical research, personal health, fitness, nutrition and mental well-being.

## In Touch

In Touch is a four-page communication from the dean of the Medical School twice a year to constituents. Written as a letter, it provides alumni, friends, parents, and donors an update on happenings at the Medical School.

## The Leader

[theleader.uthouston.edu](http://theleader.uthouston.edu)

This monthly newspaper communicates policy and administrative information and promotes university events and achievements of students, staff and faculty. The Leader Update provides additional coverage during the weeks that The Leader is not printed.

## Medical School Facts Booklet

This is the Medical School's biennial brochure, featuring the latest facts, figures, and overview information.

## News of Note

This daily E-mail provides subscribers with links to today's headlines on higher education, health, and medicine, and singles out UT faculty making news.

## 1a Major Publications continued

---

### **News on the Go**

[www.uthouston.edu/newsonthego/](http://www.uthouston.edu/newsonthego/)

This weekly electronic news service provides a timely vehicle for promoting events and announcing major university and individual accomplishments, appointments, policies and other administrative matters.

### **Regents' Rules and Regulations**

The Regents' Rules and Regulations is a comprehensive policy document adopted by the UT Board of Regents that applies to the entire University of Texas System.

### **Safety Manuals and Forms**

These documents describe the appropriate methods for handling potentially hazardous agents and work situations within the health science center and are intended to assist personnel in maintaining a safe, healthful working and learning environment.

### **School of Nursing Information Memorandum**

The SON Information Memorandum is published internally on a quarterly basis. Information includes new employees, honors and awards, and other articles of interest.

### **Scoop**

Scoop is a weekly internal publication of the Medical School that includes timely articles of interest to both the academic and general-interest reader.

### **SPH e-Bulletin**

The SPH e-Bulletin is an internal online publication and is published once per semester. Articles include information about new appointments, faculty, staff, alumni and student honors and awards, and other articles of interest to the public health community.

### **Student Newsletter "Student Pulse"**

Student Pulse is the university's student newsletter. It is published bimonthly September through May by the Student InterCouncil (SIC) and contains articles pertaining to student issues and concerns.

### **The UTDB EXchange**

The UTDBEXchange is the official alumni publication of The UT Dental Branch at Houston. The EXchange keeps 5,000 Dental Branch alumni connected to their school by providing updated information on the happenings of our faculty, staff and students. This publication also applauds the accomplishments of Dental Branch alumni.

### **The UTDBeflash**

The UTDBeflash is a weekly electronic publication of The UT Dental Branch at Houston. The eflash provides updated information on events, awards, initiatives, etc., that are important to Dental Branch faculty, staff and students.

### **UT-Houston Medicine**

UT-Houston Medicine is the Medical School's magazine that showcases the research, education, and clinical accomplishments of the school for its constituents, including alumni and friends. It is published twice a year.

### **UTSPH Announcements, Etc.**

This twice-weekly electronic news service to faculty, staff, and students of the School of Public Health provides timely information on and promotion of events, funding and educational opportunities, and recognizes individual achievements and accomplishments.

### **UTSPHFact Brochure**

This annual publication includes descriptive and statistical information about the School of Public Health.



## Source

Betty Vaughan  
Academic Affairs

While faculty members have a major role in the governance of their respective schools in areas such as general academic policies and faculty development, the InterFaculty Council (IFC) serves as the vehicle for faculty participation in governance at the institutional level. The primary purposes of the council are to increase communication between the faculty and the administration and to promote matters of importance to the faculty of UTHSC-H. The IFC also serves as an advisory body to the president and acts as a liaison to the administration and the school faculty governance organizations. Through these activities, the IFC increases active communication and cooperation among administration, faculty, and students.

---

**2006-2007 IFC Members**
**Chair**

Dr. Lynna Littleton  
*School of Nursing*

**Chair-Elect**

Dr. Pamela Berens  
*Medical School*

**Immediate Past Chair**

Dr. Linda Nieman  
*Medical School*

**Dental Branch**

Dr. Veronique Delattre  
Dr. Lisa Thomas  
Ms. Donna Warren-Morris

**Graduate School of Biomedical Sciences**

Dr. Jeffrey Actor  
Dr. Warren Liao

**School of Health Information Sciences**

Dr. Elmer Bernstam

**Medical School**

Dr. Pamela Berens  
Dr. Richard Castriotta  
Dr. Grant Fowler  
Dr. Anil Kulkarni  
Dr. Shahla Nader-Efekhari  
Dr. Ted D. Pate  
Dr. Emily Robinson  
Dr. Gary Rosenfeld  
Dr. Richard Smalling

**School of Nursing**

Dr. Sheila Decker  
Dr. Betty Fair  
Dr. Debra Rembert  
Dr. Diane Wardell

**School of Public Health**

Dr. Tom Douglas  
Dr. David Hewett-Emmett  
Dr. Adriana Perez

**Ex Officio Member**

Dr. L. Maximilian Buja

**Staff Support**

Ms. Betty M. Vaughan

## 1b Faculty by Full-time/Part-time Status 1997-2006

### Sources

DSS September 30, 1997-00, Reporting Data  
Query September 30, 2001-2004, Reporting Data  
CBM-008 Faculty Report to the Texas Higher  
Education Coordinating Board, November 2005-2006

- Indicates an inactive program in that year (i.e., either not yet in existence or not part of UTHSC-H that year).

a In Fall 1995, all faculty previously appointed in the GSBS were organizationally relocated to other schools.

Unit	Status per fall term																								
	1997		1998		1999		2000		2001		2002		2003		2004		2005		2006						
	FT	PT	FT	PT	FT	PT	FT	PT	FT	PT	FT	PT	FT	PT	FT	PT	FT	PT	FT	PT					
Dental Branch	102	82	91	78	88	74	90	79	83	86	87	88	72	74	74	70	64	76	73	71					
Graduate School of Biomedical Sciences <sup>a</sup>																									
School of Health Information Sciences	4	1	7	1	6	1	8	3	10	2	10	3	13	3	13	2	13			15					
Medical School	588	88	587	83	613	89	592	88	584	107	621	121	687	120	712	111	717	114	742	90					
School of Nursing	51	31	53	27	49	26	54	34	53	41	56	48	56	26	55	35	51	45	58	18					
School of Public Health	111	10	108	11	120	7	114	9	124	9	136	12	142	5	141	11	142	12	155	13					
The Brown Foundation Institute of Molecular Medicine	8		10		9	1	8		8		10		11		12		18		24	1					
University Administration	2		1		1		1		2	6	4	2	4	2	8	3	8	2		13					
<b>Grand Total</b>	<b>212</b>		<b>200</b>		<b>1</b>		<b>213</b>		<b>4</b>	<b>2</b>	<b>1</b>		<b>24</b>	<b>2</b>	<b>4</b>		<b>230</b>	<b>1,01</b>	<b>232</b>	<b>1,013</b>	<b>24</b>	<b>1,0</b>	<b>0</b>	<b>1</b>	<b>3</b>

## Without Salary [WOS] Faculty Appointments 1997-2006

### Source

Kathy Rodgers  
Finance

FY 1996-2003 data reflect head count for persons with no salary or cross appointments. Figures for FY 2004 and FY 2005 do not include Emeritus Professors.

a All Graduate School of Biomedical Sciences faculty are voluntary and hold appointments elsewhere. This figure does not include health science center faculty whose full-time appointments are in other health science center schools.

School	Appointments per fall term									
	1997	1998	1999	2000	2001	2002	2003	2004	2005	2006
Residency										
Dental Branch	177	168	166	144	139	169	106	86	87	92
Graduate School of Biomedical Sciences <sup>a</sup>	220	228	228	257	292	296	290	320	343	372
School of Health Information Sciences	25	6	14	20	21	30	38	32	33	36
Medical School	788	753	558	556	549	436	481	430	413	405
School of Nursing	172	173	169	177	191	191	198	177	144	159
School of Public Health	169	166	138	151	147	160	155	173	174	190
The Brown Foundation Institute of Molecular Medicine										3
<b>Grand Total</b>	<b>1, 1</b>	<b>1, 4</b>	<b>1, 2</b>	<b>1, 30</b>	<b>1, 33</b>	<b>1, 2</b>	<b>1, 2</b>	<b>1, 21</b>	<b>1, 1</b>	<b>1, 2</b>

# Full-time/Part-time Faculty Profile by Rank 2006

Source

CBM-008 Faculty Report to the Texas Higher Education Coordinating Board, November 2005-2006 (HRMS Query)

Unit Profile Fall 200						
Rank	Total		Full-time		Part-time	
	Male	Female	Male	Female	Male	Female
<b>Dental Branch</b>						
Professor	1	2	9	2	7	
Associate Professor	3	12	27	10	12	2
Assistant Professor	4	2	15	9	30	20
Instructor	1	0	1			
Lecturer	0	0				
<b>DB Total</b>	<b>101</b>	<b>43</b>	<b>2</b>	<b>21</b>	<b>4</b>	<b>22</b>

School of Health Information Scienc						
Rank	Total		Full-time		Part-time	
	Male	Female	Male	Female	Male	Female
Professor	1	0	1			
Associate Professor		0	8			
Assistant Professor	4	2	4	2		
<b>SHIS Total</b>	<b>13</b>	<b>2</b>	<b>13</b>	<b>2</b>	<b>0</b>	<b>0</b>

Medical School						
Rank	Total		Full-time		Part-time	
	Male	Female	Male	Female	Male	Female
Professor	1	40	138	36	19	4
Associate Professor	111	1	104	54	7	7
Assistant Professor	20	1	189	137	20	29
Instructor	41	41	39	39	2	2
Lecturer		1	5			1
<b>MS Total</b>	<b>23</b>	<b>30</b>	<b>4</b>	<b>2</b>	<b>4</b>	<b>43</b>

School of Nursing						
Rank	Total		Full-time		Part-time	
	Male	Female	Male	Female	Male	Female
Professor	1	11	1	11		
Associate Professor	2	20	2	19		1
Assistant Professor	3	22	2	17	1	5
Instructor	2	1	1	5	1	10
<b>SON Total</b>			<b>2</b>	<b>2</b>	<b>1</b>	<b>1</b>

School of Public Health						
Rank	Total		Full-time		Part-time	
	Male	Female	Male	Female	Male	Female
Professor	3	11	36	10	2	1
Associate Professor	2	34	22	34	3	
Assistant Professor	20	3	19	33	1	3
Lecturer	2	2		1	2	1
<b>SPH Total</b>		<b>3</b>				

Unit Profile Fall 200						
Rank	Total		Full-time		Part-time	
	Male	Female	Male	Female	Male	Female
<b>The Brown Foundation Institute of Molecular Medicine</b>						
Professor		1	4	1	1	
Associate Professor	1	1	1	1		
Assistant Professor		4	9	4		
Instructor	2	2	2	2		
<b>IMM Total</b>	<b>1</b>		<b>1</b>		<b>1</b>	<b>0</b>

University Administration						
Rank	Total		Full-time		Part-time	
	Male	Female	Male	Female	Male	Female
Professor	2	1	2	1		
Associate Professor	0	1		1		
Assistant Professor	4	3	4	3		
Instructor	2	0	2			
<b>UATotal</b>					<b>0</b>	<b>0</b>

UTHSC-H Total						
Rank	Total		Full-time		Part-time	
	Male	Female	Male	Female	Male	Female
Professor	220		191	61	29	5
Associate Professor	1	12	164	119	22	10
Assistant Professor	2	4	2	2	242	205
Instructor	4		45	46	3	12
Lecturer		4	5	2	1	2
<b>Grand Total</b>	<b>4</b>	<b>1</b>	<b>4</b>	<b>433</b>	<b>10</b>	

# 1b Faculty by Ethnicity and Gender 2004-2006

Sources

Query September 30, 2004, Reporting Data

CBM-008 Faculty Report to the Texas Higher Education Coordinating Board,

November 2005-2006 (HRMS Query)

- Indicates an inactive program in that year (i.e., either not yet in existence or not part of UTHSC-H that year).

a In Fall 1995, all faculty previously appointed in the GSBS were organizationally relocated to other schools.

Unit	Gender Fall								
	2004			2005			2006		
Ethnicity	Male	Female	Total	Male	Female	Total	Male	Female	Total
<b>Dental Branch</b>									
Asian	8	11	1	11	10	21	12	10	22
Black	2	3		3	2		2	3	
Hispanic	5	10	1	3	9	12	2	9	11
American Indian	1		1	1		1	1		1
White	81	23	104	79	21	100	84	20	104
Unidentified					1	1		1	1
<b>DB Total</b>		4	144		43	140	101	43	144
<b>Graduate School of Biomedical Sciences<sup>a</sup></b>									
<b>GSBS Total</b>	0	0	0	0	0	0	0	0	0
<b>School of Health Information Sciences</b>									
Asian	6			5			6		
Black			0			0			0
Hispanic			0			0			0
American Indian			0			0			0
White	6	3		6	2		7	2	
<b>SHIS Total</b>	12	3	1	11	2	13	13	2	1
<b>Medical School</b>									
Asian	117	58	1	115	55	10	121	58	1
Black	11	23	34	12	30	42	12	28	40
Hispanic	39	16		39	18		39	14	3
American Indian	4	1		4	1		4	1	
White	349	205	4	332	211	43	336	198	34
Unidentified				8	6	14	11	10	21
<b>MS Total</b>	20	303	23	10	321	31	23	30	32
<b>School of Nursing</b>									
Asian	2	5		2	2	4	2	1	3
Black		6			6			4	4
Hispanic	1	3	4	1	3	4	1	2	3
American Indian			0			0			0
White	6	67	3	9	71	0	5	61	
Unidentified					2	2			0
<b>SON Total</b>		1	0	12	4				
<b>School of Public Health</b>									
Asian	12	9	21	9	9	1	9	10	1
Black	4	4		4	3		4	4	
Hispanic	4	7	11	7	10	1	6	12	1
American Indian			0			0			0
White	61	51	112	62	49	111	66	56	122
Unidentified					1	1		1	1
<b>SPH Total</b>	1	1	12	2	2	14		3	1

<b>Unit</b>									
Ethnicity	2004			2005			2006		
	Male	Female	Total	Male	Female	Total	Male	Female	Total
<b>The Brown Foundation Institute of Molecular Medicine</b>									
Asian	1	1	2	2	2	4	5	3	
Black			0			0			0
Hispanic		1	1		1	1		1	1
American Indian			0			0			0
White	7	2		8	4	12	12	3	1
Unidentified					1	1		1	1
<b>IMM Total</b>		4	12	10		1	1		2
<b>University Administration</b>									
Asian	3	1	4	3	1	4	4	1	
Black			0			0			0
Hispanic			0			0			0
American Indian			0			0			0
White	4	3		5	1		4	3	
Unidentified								1	1
<b>UATotal</b>		4	11	2		10			13
<b>UTHSC-H Total</b>									
Asian	149	85	234	147	79	22	1	3	242
Black	17	36	3	19	41	0	1	3	
Hispanic	49	37		50	41	1	4	3	
American Indian	5	1		5	1			1	
White	514	354		501	359	0	14	343	
Unidentified				8	11	1	11	14	2
<b>Grand Total</b>	34	13	1,24	30	32	1,2 2		1	1,2 3

# 1b Faculty Profile by Unit, Rank, Ethnicity and Gender 2006

Source

CBM-008 Faculty Report to the Texas Higher Education Coordinating Board, November 2005-2006 (HRMS Query)

This table shows faculty tenure status, rank and ethnicity by school. The ethnicity abbreviations are: A = Asian/Pacific Islander; B = Black; H = Hispanic; I = American Indian/Alaskan Native; W = White; U = Unidentified.

These descriptions are those used by the Equal Employment Opportunity Commission.

Unit		Profile Fall 200																									
Faculty Rank	Tot I						Tenured					Non-tenured, On Track					Non-tenure Track										
	A	B	H	I	W	U	A	B	H	I	W	A	B	H	I	W	U	A	B	H	I	W	U				
<b>Dental Branch</b>																											
Professor																											
Male	1	0	1	0	14	0	1		1	7														5			
Female	0	0	1	0	1	0				1														1			
Associate Professor																											
Male	4	2	0	0	33	0	2	2		10					22								2	1			
Female	2	0	2	0	0	0	2		3														2	5			
Assistant Professor																											
Male		0	1	1	3	0									1	3							6	1	34		
Female		3		0	11	1						2											6	3	6	11	1
Instructor																											
Male	1	0	0	0	0	0																	1				
Female	0	0	0	0	0	0																					
<b>DB Total</b>		<b>22</b>		<b>11</b>	<b>1</b>	<b>104</b>	<b>1</b>			<b>21</b>		<b>2</b>	<b>0</b>	<b>0</b>	<b>1</b>	<b>2</b>	<b>0</b>	<b>1</b>		<b>10</b>	<b>0</b>		<b>1</b>		<b>1</b>		
<b>School of Health Information Sciences</b>																											
Professor																											
Male	1	0	0	0	0	0	1																				
Female	0	0	0	0	0	0																					
Associate Professor																											
Male	3	0	0	0	0	0	2			5	1																
Female	0	0	0	0	0	0																					
Assistant Professor																											
Male	2	0	0	0	2	0				1	1												1		1		
Female	0	0	0	0	2	0																			2		
<b>SHIS Total</b>		<b>0</b>	<b>0</b>	<b>0</b>	<b>0</b>	<b>0</b>	<b>3</b>	<b>0</b>	<b>0</b>	<b>0</b>	<b>0</b>	<b>2</b>	<b>0</b>	<b>0</b>	<b>0</b>	<b>0</b>	<b>0</b>	<b>0</b>	<b>0</b>	<b>0</b>	<b>0</b>	<b>0</b>	<b>1</b>	<b>0</b>	<b>0</b>	<b>3</b>	<b>0</b>
<b>Medical School</b>																											
Professor																											
Male	13	0		1	133	1			5	91	11			4			2	4	1	38	1						
Female	1	0	2	0	3	1				26	1		1					2		9	1						
Associate Professor																											
Male	21	2		2		0	6		1	22	3		1	1	6		12	2	6	1	50						
Female		3	1	0	4	0		1		9				6			8	2	1		34						
Assistant Professor																											
Male			1	1	101	10					7	1		21	1		62	8	19	1	80	9					
Female	44	22	11	0	2						4		2	5			40	22	9		77	7					
Instructor																											
Male	1	1	3	0	20	0											17	1	3		20						
Female	4	3	0	1	31	2											4	3		1	31	2					
Lecturer																											
Male	1	0	0	0	4	0											1				4						
Female	1	0	0	0	0	0											1										
<b>MS Total</b>		<b>1</b>	<b>40</b>	<b>3</b>	<b>34</b>	<b>21</b>	<b>1</b>	<b>0</b>	<b>14</b>	<b>2</b>	<b>1</b>	<b>3</b>	<b>1</b>	<b>43</b>	<b>1</b>	<b>14</b>	<b>3</b>	<b>44</b>	<b>4</b>	<b>343</b>	<b>20</b>						

Unit Profile Fall 20 0																											
Faculty Rank	Tot I						Tenured					Non-tenured, On Track					Non-tenure Track										
	A	B	H	I	W	U	A	B	H	I	W	A	B	H	I	W	U	A	B	H	I	W	U				
<b>School of Nursing</b>																											
Professor																											
Male	0	0	1	0	0	0	1																				
Female	0	0	0	0	11	0	11																				
Associate Professor																											
Male	0	0	0	0	2	0											2										
Female	0	0	0	0	20	0	8					1					11										
Assistant Professor																											
Male	2	0	0	0	1	0											2					1					
Female	1	4	2	0	1	0						4					1					4	2	11			
Instructor																											
Male	0	0	0	0	2	0																2					
Female	0	0	0	0	1	0																15					
Lecturer																											
Male	0	0	0	0	0	0																					
Female	0	0	0	0	0	0																					
<b>SON Total</b>	<b>3</b>	<b>4</b>	<b>3</b>	<b>0</b>	<b>0</b>	<b>0</b>	<b>0</b>	<b>0</b>	<b>1</b>	<b>0</b>	<b>1</b>	<b>0</b>	<b>0</b>	<b>0</b>	<b>0</b>	<b>0</b>	<b>0</b>	<b>3</b>	<b>4</b>	<b>2</b>	<b>0</b>	<b>42</b>	<b>0</b>				
<b>School of Public Health</b>																											
Professor																											
Male	3	1	4	0	30	0	3	1	1		23			2		1			1		6						
Female	1	1	0	0		0	1				6					1			1		2						
Associate Professor																											
Male	2	2	1	0	20	0		1			10	1	1			3	1		1		7						
Female		2	3	0	24	0	1		2		12			3		3	4	2	1		9						
Assistant Professor																											
Male	4	1	1	0	14	0						3		1		6	1	1			8						
Female	4	1		0	21	1						1	1	6		9	3		3		12	1					
Lecturer																											
Male	0	0	0	0	0	0																					
Female	0	0	0	0	4	0																4					
<b>SPH Total</b>	<b>1</b>		<b>1</b>	<b>0</b>	<b>122</b>	<b>1</b>	<b>2</b>	<b>3</b>	<b>0</b>	<b>1</b>	<b>2</b>	<b>0</b>	<b>23</b>	<b>0</b>	<b>4</b>	<b>0</b>	<b>4</b>	<b>1</b>									
<b>The Brown Foundation Institute of Molecular Medicine</b>																											
Professor																											
Male	1	0	0	0	4	0	1										1					3					
Female	0	0	1	0	0	0	1																				
Associate Professor																											
Male	0	0	0	0	1	0																1					
Female	1	0	0	0	0	0											1										
Assistant Professor																											
Male	4	0	0	0		0											4					5					
Female	2	0	0	0	2	0											2					2					
Instructor																											
Male	0	0	0	0	2	0																2					
Female	0	0	0	0	1	1																1					1
<b>IMM Total</b>	<b>0</b>	<b>1</b>	<b>0</b>	<b>1</b>	<b>1</b>	<b>1</b>	<b>0</b>	<b>0</b>	<b>1</b>	<b>0</b>	<b>1</b>	<b>0</b>	<b>0</b>	<b>0</b>	<b>0</b>	<b>0</b>	<b>0</b>	<b>0</b>	<b>0</b>	<b>0</b>	<b>14</b>	<b>1</b>					

# 1b Faculty Profile by Unit, Rank, Ethnicity and Gender 2006

Continued from previous page

Unit		Profile Fall 20 0																						
Faculty Rank	Tot I						Tenured					Non-tenured, On Track					Non-tenure Track							
	A	B	H	I	W	U	A	B	H	I	W	A	B	H	I	W	U	A	B	H	I	W	U	
<b>University Administration</b>																								
Professor																								
Male	0	0	0	0	2	0						1												
Female	0	0	0	0	1	0						1												
Associate Professor																								
Male	0	0	0	0	0	0																		
Female	0	0	0	0	1	0											1							
Assistant Professor																								
Male	2	0	0	0	2	0											2		2					
Female	1	0	0	0	1	1											1		1	1				
Instructor																								
Male	2	0	0	0	0	0											2							
Female	0	0	0	0	0	0																		
<b>UATotal</b>		0	0	0		1	0	0	0	0	2	0	0	0	0	0	0	0	0	0	0	0	0	1
<b>UTHSC-H Total</b>																								
Professor																								
Male	1	1	1	1	1	3	1	1		123	11	2						3		1	3	1		
Female	2	1	4	0			1	1	4		1		2					1	3		11	1		
Associate Professor																								
Male	30			2	13	0	10	3	1	4		1	1	1	31			1	2		1	1		
Female	1			0	102	0	3	1	2	32				10				13	4	4		0		
Assistant Professor																								
Male		10	21	2	1	2	10			1	11	1	1	1	30	1			20	1	131			
Female	0	30	2	0	134	10					1		1					3	2	20	11	10		
Instructor																								
Male	20	1	3	0	24	0												20	1	3		24		
Female	4	3	0	1	4	3												4	3		1	4	3	
Lecturer																								
Male	1	0	0	0	4	0												1				4		
Female	1	0	0	0	4	0												1				4		
<b>Grand Total</b>		242				1	2	1	12	0	24	3	3	12	2	1	1	4	2	4	11	24		



Source  
UCSCWebsite

The University Classified Staff Council (UCSC) was formed by the Executive Council to advise the president and the Executive Council on matters of importance to the health science center's classified staff, including, but not limited to the following:

- + Appropriate university policies and procedures
- + Strategic planning and directions
- + Recruitment, retention, promotion and transfer of classified staff
- + Processes regarding continuous improvement
- + Budget and planning issues
- + Health science center-wide communications and resource networking
- + Staff awards
- + Campus master planning
- + Compensation policies
- + Classified staff status, rights and responsibilities

---

## UCSC Members

### Dental Branch

Ms. Tonya Alvis  
Ms. Ronda Lowe

### Graduate School of Biomedical Sciences

Ms. Jeannice Theriot

### School of Health Information Sciences

Mr. Terrance March

### Medical School

Mr. Rodney Ball  
Ms. Lisa Byrd  
Ms. Sheila Donnell  
Ms. Deborah Hernandez  
Ms. Lakesia Johnson  
Mr. Charles Lee  
Ms. Theresa Leftely  
Ms. Alison Miehl (secretary)  
Ms. Suzanne Paramore  
Ms. Annette Roberts  
Ms. Nancy Shipley (chair)

### School of Nursing

Ms. JoAnn Mendoza

### School of Public Health

Ms. Margaret Anderson  
Ms. Llonda Collins  
Mr. David Ramsey  
vacant

### Harris County Psychiatric Center

Mr. Troy Contreras  
Ms. Elizabeth Sanchez  
vacant

### The Brown Foundation Institute of Molecular Medicine

Ms. Ruby McFarland

### Lyndon Baines Johnson Hospital

vacant

### University Administration

Mr. Perry Ball Ms.  
Diane Brooks  
Ms. Pamela Butler (treasurer)  
Mr. James Hightower  
Ms. Sandra Marroquin  
Ms. Tammy Merimon (chair-elect)  
Ms. Lavonne Moore  
Ms. Krysti Suarez  
Ms. Beth Ardoin Watson

### President's Appointee

Mr. John O'Black

### Ex Officio Members

Ms. Dennie W. Clemons, *Chair 2006*  
Ms. Angel Hooper, *Scholarship Chair 2006*  
Ms. Lakeitha Spates, *Treasurer 2006*

### Alternates

Ms. Claire Breaux  
Ms. Ella Bremberry  
Mr. Victor Cavazos  
Ms. Elizabeth Clouser  
Ms. Annette Emanuel  
Mr. William Fetter  
Ms. Allegra Johnson  
Ms. Serena Queeglay

### Administration

Ms. Mary Maher  
Ms. Marsha Brody-Silva  
Mr. JT Rayburn  
Dr. Ted Pate

# 1b Classified Staff by Ethnicity and Gender 2006

Source

Query September 30, 2006, Reporting Data

Unit	Gender Fall		
	2006 Male	Female	Total
<b>Dental Branch</b>			
Asian	3	10	13
Black	5	62	
Hispanic	8	44	2
American Indian			0
White	13	36	4
Unidentified		2	2
<b>DB Total</b>	<b>2</b>	<b>14</b>	<b>13</b>
<b>Graduate School of Biomedical Sciences</b>			
Asian		2	2
Black		2	2
Hispanic		1	1
American Indian			0
White	1	8	
<b>GSBS Total</b>	<b>1</b>	<b>13</b>	<b>14</b>
<b>School of Health Information Sciences</b>			
Asian	2	1	3
Black	1		1
Hispanic		2	2
American Indian			0
White	3	9	12
Unidentified		1	1
<b>SHIS Total</b>		<b>13</b>	<b>1</b>
<b>Medical School</b>			
Asian	84	107	11
Black	22	175	1
Hispanic	33	173	20
American Indian		2	2
White	123	467	0
Unidentified	4	16	20
<b>MS Total</b>	<b>2</b>	<b>40</b>	<b>1,20</b>
<b>School of Nursing</b>			
Asian	2		2
Black		11	11
Hispanic	1	10	11
American Indian			0
White	8	27	3
Unidentified		3	3
<b>SON Total</b>	<b>11</b>	<b>1</b>	<b>2</b>

Unit	Gender Fall		
	2006 Male	Female	Total
<b>School of Public Health</b>			
Asian	12	27	3
Black	6	76	2
Hispanic	19	72	1
American Indian	1	1	2
White	48	98	14
Unidentified	1	2	3
<b>SPH Total</b>	<b>2</b>	<b>3</b>	<b>3</b>
<b>The Brown Foundation Institute of Molecular Medicine</b>			
Asian	6	8	14
Black	2	5	
Hispanic	1	2	3
American Indian			0
White	5	5	10
<b>IMM Total</b>	<b>14</b>	<b>20</b>	<b>34</b>
<b>Harris County Psychiatric Center</b>			
Asian	10	25	3
Black	74	138	212
Hispanic	16	19	3
American Indian			0
White	27	47	4
<b>HCPCTotal</b>	<b>12</b>	<b>22</b>	<b>3</b>
<b>University Administration</b>			
Asian	16	26	42
Black	64	127	11
Hispanic	51	76	12
American Indian	1	1	2
White	135	173	30
Unidentified	4	9	13
<b>UATotal</b>	<b>21</b>	<b>412</b>	<b>3</b>
<b>UTHSC-H Total</b>			
Asian	135	206	341
Black	174	596	0
Hispanic	129	399	2
American Indian	2	4	
White	363	870	1,233
Unidentified	9	33	42
<b>Grand Total</b>	<b>12</b>	<b>2,10</b>	<b>2,20</b>

# Academic A&P Staff by Ethnicity and Gender 2006

Source  
Query September 30, 2006, Reporting Data

Unit	Gender Fall		
	2006 Male	2006 Female	Total
<b>Dental Branch</b>			
Asian	1		1
Black			0
Hispanic			0
American Indian			0
White	10	3	13
<b>DB Total</b>	<b>11</b>	<b>3</b>	<b>14</b>
<b>Graduate School of Biomedical Sciences</b>			
Asian	1		1
Black			0
Hispanic			0
American Indian			0
White	3		3
<b>GSBS Total</b>	<b>4</b>	<b>0</b>	<b>4</b>
<b>School of Health Information Sciences</b>			
Asian	1		1
Black			0
Hispanic			0
American Indian			0
White	1		1
<b>SHIS Total</b>	<b>2</b>	<b>0</b>	<b>2</b>
<b>Medical School</b>			
Asian	5	3	
Black		1	1
Hispanic	6	2	
American Indian			
White	37	15	2
Unidentified	1	1	2
<b>MS Total</b>	<b>4</b>	<b>22</b>	<b>1</b>
<b>School of Nursing</b>			
Asian			0
Black			0
Hispanic			0
American Indian			0
White	2	3	
<b>SON Total</b>	<b>2</b>	<b>3</b>	
<b>School of Public Health</b>			
Asian			0
Black			0
Hispanic			0
American Indian			0
White	2		2
<b>SPH Total</b>	<b>2</b>	<b>0</b>	<b>2</b>

Unit	Gender Fall		
	2006 Male	2006 Female	Total
<b>The Brown Foundation Institute of Molecular Medicine</b>			
Asian			0
Black			0
Hispanic			0
American Indian			0
White			0
<b>IMM Total</b>		<b>0</b>	<b>0</b>
<b>University Administration</b>			
Asian			0
Black			0
Hispanic			0
American Indian			0
White		5	
<b>UATotal</b>		<b>0</b>	
<b>UTHSC-H Total</b>			
Asian	8	3	11
Black		1	1
Hispanic	6	2	
American Indian			0
White	60	21	1
Unidentified	1	1	2
<b>Grand Total</b>		<b>2</b>	<b>103</b>

# 1b Management A&P Staff by Ethnicity and Gender 2006

Source  
Query September 30, 2006, Reporting Data

Unit	Gender Fall		
	2006 Male	Female	Total
<b>Dental Branch</b>			
Asian	1		1
Black		1	1
Hispanic			0
American Indian			0
White	1	2	3
<b>DB Total</b>	<b>2</b>	<b>3</b>	

<b>Graduate School of Biomedical Sciences</b>			
Asian			0
Black			0
Hispanic			0
American Indian			0
White		1	1
<b>GSBS Total</b>	<b>0</b>	<b>1</b>	<b>1</b>

<b>School of Health Information Sciences</b>			
Asian			0
Black			0
Hispanic			0
American Indian			0
White	1		1
<b>SHIS Total</b>	<b>1</b>	<b>0</b>	<b>1</b>

<b>Medical School</b>			
Asian	1	3	4
Black	1		1
Hispanic	2		2
American Indian		1	1
White	7	17	24
<b>MS Total</b>	<b>11</b>	<b>21</b>	<b>32</b>

<b>School of Nursing</b>			
Asian			0
Black			0
Hispanic			0
American Indian			0
White		3	3
<b>SON Total</b>	<b>0</b>	<b>3</b>	<b>3</b>

<b>School of Public Health</b>			
Asian			0

Unit	Gender Fall		
	2006 Male	Female	Total
<b>The Brown Foundation Institute of Molecular Medicine</b>			
Asian			0
Black		1	1
Hispanic			0
American Indian			0
White			0
<b>IMM Total</b>	<b>0</b>	<b>1</b>	<b>1</b>

<b>Harris County Psychiatric Center</b>			
Asian	1	1	2
Black		6	
Hispanic	1		1
American Indian			
White	1	5	
<b>HCPCTotal</b>	<b>3</b>	<b>12</b>	<b>1</b>

<b>University Administration</b>			
Asian	1	1	2
Black	1	3	4
Hispanic	1	2	3
American Indian			0
White	29	27	
<b>UATotal</b>	<b>32</b>	<b>33</b>	

<b>UTHSC-H Total</b>			
Asian	4	5	
Black	2	11	13
Hispanic	5	2	
American Indian	0	1	1
White	43	58	101
<b>Grand Total</b>	<b>4</b>	<b>131</b>	

Black		<b>0</b>
Hispanic	1	1
American Indian		<b>0</b>
White	4	3
<b>SPH Total</b>		<b>3</b>

# Employees by Full-time/Part-time Status 2006

Source

Query September 30, 2006 Reporting Data

CBM-008 Faculty Report to the Texas Higher Education Coordinating Board, November 2005-2006 (HRMS Query)

Unit	Status Fall 200		
	FT	PT	Total
<b>Dental Branch</b>			
Classified	178	5	183
Academic A&P	13	1	14
Management A&P	5		5
Faculty	73	71	144
<b>DB Total</b>	<b>2</b>		<b>34</b>

<b>Graduate School of Biomedical Sciences</b>			
Classified	11	3	14
Academic A&P	2	2	4
Management A&P	1		1
Faculty			0
<b>GSBS Total</b>	<b>14</b>		<b>1</b>

<b>School of Health Information Sciences</b>			
Classified	18	1	19
Academic A&P	2		2
Management A&P	1		1
Faculty	15		15
<b>SHIS Total</b>	<b>3</b>	<b>1</b>	<b>3</b>

<b>Medical School</b>			
Classified	1,017	189	1,206
Academic A&P	25	46	71
Management A&P	31	1	32
Faculty	742	90	832
<b>MS Total</b>	<b>1,115</b>	<b>326</b>	<b>1,441</b>

<b>School of Nursing</b>			
Classified	53	9	62
Academic A&P	1	4	5
Management A&P	3		3
Faculty	58	18	76
<b>SON Total</b>	<b>11</b>	<b>31</b>	<b>42</b>

<b>School of Public Health</b>			
Classified	249	114	363
Academic A&P	2		2
Management A&P	8		8
Faculty	155	13	168
<b>SPH Total</b>	<b>414</b>	<b>127</b>	<b>541</b>

Unit	Status Fall 200		
	FT	PT	Total
<b>The Brown Foundation Institute of Molecular Medicine</b>			
Classified	31	3	34
Academic A&P			0
Management A&P	1		1
Faculty	24		24
<b>IMM Total</b>	<b>56</b>	<b>3</b>	<b>59</b>

<b>Harris County Psychiatric Center</b>			
Classified	248	108	356
Academic A&P			0
Management A&P	15		15
Faculty			0
<b>HCPCTotal</b>	<b>263</b>	<b>108</b>	<b>371</b>

<b>University Administration</b>			
Classified	624	59	683
Academic A&P	4	1	5
Management A&P	61	4	65
Faculty	13		13
<b>UATotal</b>	<b>702</b>	<b>64</b>	<b>766</b>

<b>UTHSC-H Total</b>			
Classified	2,429	491	2,920
Academic A&P	49	54	103
Management A&P	120	5	125
Faculty	1,080	193	1,273
<b>Grand Total</b>	<b>3,678</b>	<b>743</b>	<b>4,421</b>

# 1b Employees by Ethnicity and Gender 2002-2006

Sources

Query September 30, 2002-2006, Reporting Data (Staff)

CBM-008 Report to the Texas Higher Education Coordinating Board, November 2005-2006 (Faculty)

Unit	Gender fall														
	2002			2003			2004			2005			2006		
Ethnicity	Male	Female	Total	Male	Female	Total	Male	Female	Total	Male	Female	Total	Male	Female	Total
<b>Dental Branch</b>															
Asian	22	21	43	17	22	3	16	21	3	18	21	3	17	20	3
Black	10	71	1	10	59		7	57	4	9	56		7	66	3
Hispanic	9	58		8	58		10	57		12	53		10	53	3
American Indian	1		1	1		1	1		1	1		1	1		1
White	121	88	20	107	74	1 1	108	67	1	104	70	1 4	108	61	1
Unidentified											3	3		3	3
<b>DB Total</b>	<b>1 3</b>	<b>23</b>	<b>401</b>	<b>143</b>	<b>213</b>	<b>3</b>	<b>142</b>	<b>202</b>	<b>344</b>	<b>144</b>	<b>203</b>	<b>34</b>	<b>143</b>	<b>203</b>	<b>34</b>
<b>Graduate School of Biomedical Science s</b>															
Asian	1		1	1		1	1	1	2	1	2	3	1	2	3
Black		3	3		3	3		2	2		2	2		2	2
Hispanic		1	1	1	1	2	1	1	2		1	1		1	1
American Indian			0			0			0			0			0
White	4	9	13	4	9	13	4	9	13	4	8	12	4	9	13
Unidentified												0			0
<b>GSBS Total</b>		<b>13</b>	<b>1</b>		<b>13</b>	<b>1</b>		<b>13</b>	<b>1</b>		<b>13</b>	<b>1</b>		<b>14</b>	<b>1</b>
<b>School of Health Information Sciences</b>															
Asian	6	3		10	3	13	11	2	13	9	2	11	9	1	10
Black		2	2		3	3		1	1	1		1	1		1
Hispanic			0		2	2		3	3		2	2		2	2
American Indian	1		1			0			0			0			0
White	10	9	1	12	9	21	13	10	23	10	9	1	12	11	23
Unidentified												0		1	1
<b>SHIS Total</b>	<b>1</b>	<b>14</b>	<b>31</b>	<b>22</b>	<b>1</b>	<b>3</b>	<b>24</b>	<b>1</b>	<b>40</b>	<b>20</b>	<b>13</b>	<b>33</b>	<b>22</b>	<b>1</b>	<b>3</b>
<b>Medical School</b>															
Asian	177	167	344	186	163	34	198	158	3	197	168	3	211	171	3 2
Black	46	297	343	39	309	34	37	225	2 2	32	203	23	35	204	23
Hispanic	74	203	2	86	213	2	81	172	2 3	77	180	2	80	189	2
American Indian	4	1		6	2		4	2		4	3		4	4	
White	520	785	1,30	531	801	1,332	518	725	1,243	498	721	1,21	503	697	1,200
Unidentified										12	14	2	16	27	43
<b>MS Total</b>	<b>21</b>	<b>1,4 3</b>	<b>2,2 4</b>	<b>4</b>	<b>1,4</b>	<b>2,33</b>	<b>3</b>	<b>1,2 2</b>	<b>2,120</b>	<b>20</b>	<b>1,2</b>	<b>2,10</b>	<b>4</b>	<b>1,2 2</b>	<b>2,141</b>
<b>School of Nursing</b>															
Asian	3	6		2	6		3	7	10	3	4		4	1	
Black		20	20		12	12	1	15	1	1	18	1		15	1
Hispanic	2	14	1	3	14	1	3	15	1	2	11	13	2	12	14
American Indian		2	2		1	1			0			0			0
White	18	133	1 1	16	100	11	14	111	12	20	110	130	15	94	10
Unidentified											2	2		3	3
<b>SON Total</b>	<b>23</b>	<b>1</b>	<b>1</b>	<b>21</b>	<b>133</b>	<b>1 4</b>	<b>21</b>	<b>14</b>	<b>1</b>	<b>2</b>	<b>14</b>	<b>1 1</b>	<b>21</b>	<b>12</b>	<b>14</b>

Unit	Gender fall														
	2002			2003			2004			2005			2006		
Ethnicity	Male	Female	Total	Male	Female	Total	Male	Female	Total	Male	Female	Total	Male	Female	Total
<b>School of Public Health</b>															
Asian	22	34		25	40		29	41	0	21	35		21	37	
Black	10	63	3	6	64	0	11	89	100	12	78	0	10	80	0
Hispanic	18	64	2	23	75		25	67	2	26	81	10	26	84	110
American Indian	1	1	2	1	1	2	1		1	1	1	2	1	1	2
White	121	161	2	117	151	2	120	153	2	117	148	2	120	157	2
Unidentified										3	3		1	3	4
<b>SPH Total</b>	<b>1</b>	<b>2</b>	<b>323</b>	<b>4</b>	<b>1</b>	<b>2</b>	<b>331</b>	<b>0</b>	<b>3</b>	<b>1</b>	<b>34</b>	<b>23</b>	<b>1</b>	<b>3</b>	<b>41</b>
<b>Harris County Psychiatric Center</b>															
Asian	14	37	1	13	33	4	11	31	42	11	29	40	11	26	3
Black	151	283	434	126	221	34	94	175	2	77	160	23	74	144	21
Hispanic	28	36	4	24	22	4	13	21	34	16	20	3	17	19	3
American Indian		1	1			0			0			0			0
White	59	103	1	39	73	112	38	65	103	27	63	0	28	52	0
Unidentified												0			0
<b>HCPCTotal</b>	<b>2</b>	<b>2</b>	<b>4</b>	<b>0</b>	<b>12</b>	<b>202</b>	<b>34</b>	<b>1</b>	<b>1</b>	<b>2</b>	<b>2</b>	<b>44</b>	<b>131</b>	<b>2</b>	<b>40</b>
<b>The Brown Foundation Institute of Molecular Medicine</b>															
Asian	3	6		3	8	11	2	9	11	8	13	21	11	11	22
Black		3	3	1	4			4	4	1	5		2	6	
Hispanic	2	4		1	4		1	3	4	2	3		1	3	4
American Indian			0			0						0			0
White	7	5	12	9	11	20	11	10	21	12	12	24	17	8	2
Unidentified											1	1		1	1
<b>IMM Total</b>	<b>12</b>	<b>1</b>	<b>30</b>	<b>14</b>	<b>2</b>	<b>41</b>	<b>14</b>	<b>2</b>	<b>40</b>	<b>23</b>	<b>34</b>		<b>31</b>	<b>2</b>	<b>0</b>
<b>University Administration</b>															
Asian	26	30		21	27	4	28	26	4	24	32		21	28	4
Black	65	137	202	63	129	1	59	132	1	66	132	1	65	130	1
Hispanic	56	72	12	49	68	11	46	64	110	46	73	11	52	78	130
American Indian	1		1	1		1	1		1	1	2	3	1	1	2
White	209	242	4	178	218	3	172	199	3	179	196	3	173	203	3
Unidentified										5	8	13	4	10	14
<b>UATotal</b>	<b>3</b>	<b>4</b>	<b>1</b>	<b>3</b>	<b>312</b>	<b>442</b>	<b>4</b>	<b>30</b>	<b>421</b>	<b>2</b>	<b>321</b>	<b>443</b>	<b>4</b>	<b>31</b>	<b>4</b>
<b>UTHSC-H Total</b>															
Asian	274	304		278	302	0	299	296		292	306		306	297	0
Black	282	879	1,1	245	804	1,0	209	700	0	199	654	3	194	647	41
Hispanic	189	452	41	194	453	4	179	400		181	424	0	188	441	2
American Indian	8	5	13	10	8	1	8	5	13	7	6	13	7	6	13
White	1,069	1,535	2, 0	1,013	1,446	2, 4	998	1,349	2, 3	971	1,337	2, 3	980	1,292	2, 2
Unidentified										17	31	4	21	48	
<b>Grand Total</b>	<b>1, 22</b>	<b>3, 1</b>	<b>4,</b>	<b>1, 40</b>	<b>3, 013</b>	<b>4, 3</b>	<b>1, 3</b>	<b>2, 0</b>	<b>4, 443</b>	<b>1,</b>	<b>2,</b>	<b>4, 42</b>	<b>1,</b>	<b>2, 31</b>	<b>4, 42</b>



# 1b Full-time Equivalent Employees by Source of Funds 2006

Source  
Kathy Jalufka  
Budget and Financial Reporting

a Includes personnel associated with physical plant operations and utilities, Texas-Mexico Border projects, Auxiliary Enterprises and all other.

Unit	Employment Category Fall 200			
Source of Funds	Total	Faculty	A&P	Classified
<b>Dental Branch</b>				
State funds	23 . 2	91.27	4.79	141.66
Designated funds	2 . 3	3.12	0.21	26.40
Contracts and grant funds	. 1	5.91		3.60
Current restricted funds	.14	1.90		4.24
<b>DB Total</b>	<b>2 3.10</b>	<b>102.20</b>	<b>.00</b>	<b>1 . 0</b>

<b>Graduate School of Biomedical Sciences</b>				
Source of Funds	Total	Faculty	A&P	Classified
State funds	1 .		5.04	12.62
Designated funds				
Contracts and grant funds	0.1	0.16		
Current restricted funds				
<b>GSBS Total</b>	<b>1 . 2</b>	<b>0.1</b>	<b>.04</b>	<b>12. 2</b>

<b>School of Health Information Sciences</b>				
Source of Funds	Total	Faculty	A&P	Classified
State funds	24.30	10.01	1.00	13.29
Designated funds	1.00			1.00
Contracts and grant funds	. 4	5.43		3.21
Current restricted funds	1.4	0.47		1.00
<b>SHIS Total</b>	<b>3 .41</b>	<b>1 . 1</b>	<b>1.00</b>	<b>1 . 0</b>

<b>Medical School</b>				
Source of Funds	Total	Faculty	A&P	Classified
State funds	2 . 2	222.46	19.72	285.07
Designated funds	3 .	406.66	9.08	324.24
Contracts and grant funds	4 1.22	128.87	0.80	341.55
Current restricted funds	132. 1	41.43		91.08
<b>MS Total</b>	<b>1, 0.</b>	<b>.42</b>	<b>2 . 0</b>	<b>1,041. 4</b>

<b>School of Nursing</b>				
Source of Funds	Total	Faculty	A&P	Classified
State funds	2 .	43.91	3.00	36.08
Designated funds	.32	4.12		3.20
Contracts and grant funds	22.2	8.28		14.00
Current restricted funds	12.00	6.70		5.30
<b>SON Total</b>	<b>124.</b>	<b>3.01</b>	<b>3.00</b>	<b>.</b>

<b>School of Public Health</b>				
Source of Funds	Total	Faculty	A&P	Classified
State funds	1 . 3	89.09	6.00	102.30
Designated funds	.3	1.17		7.20
Contracts and grant funds	20 . 0	61.94	2.00	145.12
Current restricted funds	23.	6.88		16.97
<b>SPH Total</b>	<b>43 .</b>	<b>1 . 0</b>	<b>.00</b>	<b>2 1.</b>

Unit	Employment Category Fall 200			
Source of Funds	Total	Faculty	A&P	Classified
<b>Harris County Psychiatric Center</b>				
State funds	300.4	21.65	14.00	264.83
Designated funds	41.2		1.00	40.27
Contracts and grant funds	0.1			0.15
Current restricted funds	1.00			1.00
<b>HCPCTotal</b>	<b>342. 0</b>	<b>21.</b>	<b>1 . 00</b>	<b>30 . 2</b>

<b>The Brown Foundation Institute of Molecular Medicine</b>				
Source of Funds	Total	Faculty	A&P	Classified
State funds	34. 0	18.05	1.00	15.45
Designated funds	0.4	0.49		
Contracts and grant funds	. 2	3.79		5.48
Current restricted funds	10.4	0.67		9.82
<b>IMM Total</b>	<b>4.</b>	<b>23.00</b>	<b>1.00</b>	<b>30.</b>

<b>University Administration</b>				
Source of Funds	Total	Faculty	A&P	Classified
State funds	441. 3	2.47	42.49	396.57
Designated funds	2.	0.33	10.67	71.95
Contracts and grant funds	30.0	8.41	0.91	20.74
Current restricted funds	1 .	0.19	1.00	18.50
<b>UATotal</b>	<b>4.23</b>	<b>11.40</b>	<b>.0</b>	<b>0 .</b>

<b>All Other Employees<sup>a</sup></b>				
Source of Funds	Total	Faculty	A&P	Classified
State funds	.02	2.07	2.00	53.95
Designated funds	4.	3.90		71.05
Contracts and grant funds	1.00			1.00
Current restricted funds				
Auxiliary Enterprises	1.41	0.37	4.86	66.18
<b>Other Total</b>	<b>20 .3</b>	<b>.34</b>	<b>.</b>	<b>1 2.1</b>

<b>UTHSC-H Total</b>				
Source of Funds	Total	Faculty	A&P	Classified
State funds	1, 21. 4	500.98	99.04	1,321.82
Designated funds	. 0	419.79	20.96	545.31
Contracts and grant funds	1.3	222.79	3.71	534.85
Current restricted funds	20 . 1	58.24	1.00	147.91
Auxiliary Enterprises	1.41	0.37	4.86	66.18
<b>Grand Total</b>	<b>3, 4 . 1</b>	<b>1,202.1</b>	<b>12 .</b>	<b>2, 1 . 0</b>

# Employees by Employment Category 2002-2006

Sources

Query September 30, 2002-2004, Reporting Data

CBM-008 Report to the Texas Higher Education

Coordinating Board, November 2005-2006

(HRMS Query)

a In Fall 1995, all faculty previously appointed in the GSBS were organizationally relocated to other schools.

Unit	Total staff Fall				
	2002	2003	2004	2005	2006
<b>Dental Branch</b>					
Faculty	175	146	144	140	144
Academic A&P	16	15	11	14	14
Management A&P	9	7	7	6	5
Classified	201	188	182	187	183
<b>DB Total</b>	<b>401</b>	<b>3</b>	<b>344</b>	<b>34</b>	<b>34</b>

<b>Graduate School of Biomedical Sciences</b>					
Faculty <sup>a</sup>					
Academic A&P	4	4	4	4	4
Management A&P	1	2	1	1	1
Classified	13	13	14	13	14
<b>GSBS Total</b>	<b>1</b>	<b>1</b>	<b>1</b>	<b>1</b>	<b>1</b>

<b>School of Health Information Sciences</b>					
Faculty	13	16	15	13	15
Academic A&P	2	1	1	2	2
Management A&P	1	1	1	1	1
Classified	15	21	23	17	19
<b>SHIS Total</b>	<b>31</b>	<b>3</b>	<b>40</b>	<b>33</b>	<b>3</b>

<b>Medical School</b>					
Faculty	742	807	823	831	832
Academic A&P	70	62	64	67	71
Management A&P	24	34	27	25	32
Classified	1,438	1,433	1,206	1,186	1,206
<b>MS Total</b>	<b>2,244</b>	<b>2,333</b>	<b>2,120</b>	<b>2,104</b>	<b>2,141</b>

<b>School of Nursing</b>					
Faculty	104	82	90	96	76
Academic A&P	10	8	7	4	5
Management A&P	4	4	5	4	3
Classified	80	60	67	67	62
<b>SON Total</b>	<b>198</b>	<b>154</b>	<b>169</b>	<b>171</b>	<b>146</b>

<b>School of Public Health</b>					
Faculty	148	147	152	154	168
Academic A&P	12	14	9	7	2
Management A&P	7	9	8	8	8
Classified	328	333	367	354	363
<b>SPH Total</b>	<b>495</b>	<b>503</b>	<b>536</b>	<b>523</b>	<b>541</b>

Unit	Total staff Fall				
	2002	2003	2004	2005	2006
<b>Harris County Psychiatric Center</b>					
Faculty					
Academic A&P					
Management A&P	14	16	16	15	15
Classified	698	535	432	388	356
<b>HCPCTotal</b>	<b>712</b>	<b>551</b>	<b>448</b>	<b>403</b>	<b>371</b>

<b>The Brown Foundation Institute of Molecular Medicine</b>					
Faculty	10	11	12	18	24
Academic A&P				1	
Management A&P	1	1	1	1	1
Classified	19	29	27	12	34
<b>IMM Total</b>	<b>30</b>	<b>41</b>	<b>40</b>	<b>32</b>	<b>39</b>

<b>University Administration</b>					
Faculty	6	6	11	10	13
Academic A&P	2	4	5	4	5
Management A&P	90	77	68	60	65
Classified	740	667	643	690	683
<b>UATotal</b>	<b>838</b>	<b>754</b>	<b>727</b>	<b>764</b>	<b>766</b>

<b>UTHSC-H Total</b>					
Faculty	1,198	1,215	1,247	1,262	1,273
Academic A&P	116	108	101	103	103
Management A&P	151	151	134	121	131
Classified	3,532	3,279	2,961	2,939	2,920
<b>Grand Total</b>	<b>5,097</b>	<b>4,753</b>	<b>4,443</b>	<b>4,425</b>	<b>4,427</b>

# 1b Graduate School of Biomedical Sciences Faculty Membership by Institutional Affiliation 1997-2006

Source

Brenda Gaughan  
Graduate School of Biomedical Sciences

Affiliation	Memberships per fiscal year									
	1997	1998	1999	2000	2001	2002	2003	2004	2005	2006
Dental Branch	19	15	13	14	14	15	15	12	11	10
Graduate School of Biomedical Sciences <sup>a</sup>										
School of Health Information Sciences	2	1	1	1	1	2	2	5	6	6
Medical School	136	133	138	142	141	137	134	139	139	142
School of Nursing										
School of Public Health	20	20	19	19	20	18	18	20	20	19
Subtotal UTHSC-H	1	1	1	1	1	1	1	1	1	1
Texas A&M Institute of Biosciences & Technology	10	10	10	10	12	12	12	13	13	13
Other <sup>b</sup>	29	40	22	24	29	27	33	40	36	34
<b>Grand Total</b>	<b>32</b>	<b>40</b>	<b>41</b>	<b>44</b>	<b>44</b>	<b>40</b>	<b>44</b>	<b>41</b>	<b>39</b>	<b>37</b>

a In fall 1995, all faculty previously appointed in the GSBS were organizationally relocated to other schools. As such, students are now affiliated with faculty members' organizational location and GSBS.

b Includes:

Baylor College of Medicine

Baylor College of Dentistry

James Madison University

Mayo Clinic

NASA


Roswell Park Cancer Institute

UT El Paso

UT Health Science Center at Houston Administration

UT Health Science Center at Houston Brown Foundation Institute of Molecular Medicine

University of Mississippi



**2006 President's Scholar Award for Teaching**

**Henry Strobel, PhD**

Professor

Medical School

Department of Biochemistry & Microbiology



**2006 President's Scholar Award for Research**

**Ferid Murad, MD, PhD**

Director and Chief Executive Officer

The Brown Foundation Institute of Molecular Medicine  
for the Prevention of Human Diseases


Director

Center for Cell Signaling

John S. Dunn Distinguished Chair in Medicine and Physiology  
Medical School and Graduate School of Biomedical Sciences

Regental Professor

1998 Nobel Laureate in Physiology or Medicine



**2006 President's Scholar Award for Research**

**Ponnada Narayana, PhD**

Professor

Medical School

Department of Diagnostic & Interventional Imaging



## Past Recipients of the President's Scholar Award

### 2005

Frank C. Arnett, MD  
*Professor and Elizabeth Bidgood Chair  
 in Rheumatology  
 Medical School*

William Dowhan, PhD  
*Professor and John S. Dunn, Sr., Chair  
 in Biochemistry & Molecular Biology  
 Medical School*

### 2004

Catherine M. Flaitz, DDS, MS  
*Dean  
 Professor of Oral & Maxillofacial Surgery  
 Dental Branch*

Barry R. Davis, MD, PhD  
*Professor & Director  
 Division of Biostatistics  
 Director  
 Coordinating Centers for Clinical Trials  
 School of Public Health*

### 200

Eric Boerwinkle, PhD  
*Professor and Director  
 Human Genetics Center  
 School of Public Health  
 Director  
 Research Center for Human Genetics  
 The Brown Foundation Institute of Molecular Medicine*

John L. Spudich, PhD  
*Robert A. Welch Distinguished Chair in Chemistry  
 Professor of Biochemistry and Molecular Biology  
 Medical School  
 Director  
 Center for Membrane Biology  
 Medical School*

Margaret O. Uthman, MD  
*Professor and Vice Chair for Education  
 Department of Pathology and Laboratory Medicine  
 Medical School  
 Assistant Dean for Educational Programs  
 Medical School*

## National Organization Memberships

### Member of the National Academy of Sciences

C. Thomas Caskey, MD, FACP  
 Ferid Murad, MD, PhD

### Members of the American Academy of Arts and Sciences

Irma Gigli, MD  
 Ferid Murad, MD, PhD  
 William J. Schull, PhD

### Members of the Institute of Medicine

Lu Ann Aday, PhD  
 C. Thomas Caskey, MD, FACP  
 Irma Gigli, MD  
 Ferid Murad, MD, PhD  
 James T. Willerson, MD

### Members of the American Academy of Nursing

Mara Baun, DNSC, RN, FAAN  
 Nancy Bergstrom, PhD, RN, FAAN  
 Marlene Cohen, PhD, RN, FAAN  
 Frank Cole, PhD, RN, CEN, CS, FNP, FAAN  
 Deanna Grimes, DrPH, RN, FAAN  
 Sandra Hanneman, PhD, RN, FAAN  
 Joanne Hickey, PhD, APRN, BC, ACNP, FAAN  
 Thomas Mackey, PhD, NP-C, FAAN  
 Marianne Marcus, EdD, RN, FAAN  
 Janet Meininger, PhD, RN, FAAN  
 Patricia L. Starck, DSN, RN, FAAN  
 Geri Wood, PhD, RN, FAAN

## Members of the International Association of Dental Research

Brad Amendt, PhD	Rade Paravins, DDS, MS, PhD
Jerry Bouquot, DDS, MS	John Powers, PhD
Kamal Busaidy, DDS, FDS, RCS	Holly Rice, RDH, BS, MEd
Jung-Wei Chen, DDS, MS	Leslie Roeder, DDS, MS
Magda Eldiwany, DDS	Fouad Salama, BDS, MS, FACD, FICD
Jeryl English, DDS, MS	Gene Stevenson, DDS, MS
Maria Fiocchi, DDS, MS	Karen Storthz, PhD
Catherine Flaitz, DDS, MS	Charles Streckfus, DDS, MA
Gary Frey, DDS	Tim Svec, DDS, MS
Millicent Goldschmidt, PhD	William Tate, DDS
John Hicks, MD, PhD, DDS	James Vogel, PhD
Rhonda Jacobs, DDS, MS	
Arthur Jeske, DMD, PhD	
James Katancik, DDS, PhD	
Sudarat Kiat-amnuay, DDS, MS	
Robert Mayhew, DMD, MS, PhD	
Robert Minkoff, DDS, MS	
Antonio Moretti, DDS, MS	
C. Mark Nichols, DDS	
Kathy O'Keefe, DDS, MS	
Joe Ontiveros, DDS, MS	

## Members of the American College of Medical Informatics

Jack W. Smith, MD, PhD  
 Jiajie Zhang, PhD

One primary purpose of publishing the Fact Book is to communicate clearly fiscal issues and terms to the members of the university community. Readers should note that budget tables use terms that collectively or individually describe organizational entities that may not necessarily be reflected on organization charts but that may be significant elements of the institution's financial picture. Among the financial reporting categories are those described below.

---

## **Administrative and Institutional Support**

Functions and services that support the administration of the university and benefit the entire health science center community. Administrative Support includes the president and his office, the executive vice presidents, and support departments such as procurement, accounting, budget, human resources, auditing, payroll, student financial services, and the registrar's office. Institutional support includes such functions as sponsored projects, information technology, legal affairs, and institutional advancement.

---

## **MSRDP Administration**

Medical Services Research and Development Plan (MSRDP) Physician Business Services is managed by UT Physicians, its affiliated non-profit, physician corporation.

To aid in understanding types of fund groups that are included in many budget tables, the following definitions are included:

**Administrative Recovery**

Funds generated from reimbursements to state funds from university programs that are not state funded and that generate revenue. For example, a clinical operation that generates revenue and is intended to be self-supporting may use a university support department (e.g., payroll) to some extent. That state-funded support department then minimally subsidizes the revenue-generating department. The Administrative Recovery formula is a tool to recoup the impact on the total state funds budget of providing such services.

**Auxiliary Enterprise Funds**

Funds generated from fees charged to students, faculty or staff for services furnished by an auxiliary enterprise (i.e., parking, university housing and the recreation center). Auxiliaries may be regarded as being similar to private concerns in that they are self-supporting.

**Contract and Grant Funds**

Funds awarded by federal, state and local agencies to support sponsored projects.

**Current Restricted Funds**

Funds provided by private entities and/or individuals for sponsored projects and/or institutional support (gifts, endowment income and selected types of contracts and grants).

**Designated Funds**

Funds generated by service-providing entities that generate revenue from external sources (e.g., MSRDP ambulatory clinics).

**Institutional Reserves**

Funds identified annually during the operational planning process from various sources, including institutional reallocation. The funds are allocated during the operational budgeting process to new initiatives and program enhancements in the next fiscal year. They may also be monies set aside as reserves for the next fiscal year for such needs as merit programs, emergency adjustments and mid-year program enhancements.

**Local (State) Income**

Funds related to activities funded by state appropriations but that are earned, collected and retained locally. This includes investment income derived from state funds held in local accounts, tuition and fees, indirect cost recoveries from grants and contracts and patient clinic income from clinics operated with state appropriations.

**State Funds**

Funds that are appropriated by the Legislature. These funds include general revenue (funds held in the State Treasury) and funds generated locally such as tuition and fees. See local (state) income.

**Texas Advanced Research Program**

Funds awarded by the Texas Higher Education Coordinating Board for research projects.

Note:

The presentation of operating budget schedules reflects the total array of funds budgeted both within and for the support of each operating unit. Where applicable, funds attributable to specific schools were distributed appropriately. Such distributions include the following:

- ❧ Staff benefits  
(formerly budgeted totally in university administration)
- ❧ Utilities  
(formerly budgeted totally in university administration)
- ❧ School-specific institutional reserves
- ❧ School-specific Special Item programs funded by appropriations from the Texas Legislature (less centralized administrative operations) such as the Texas Mexico Border Project



# Total Funds Operating Budget 998-2007

fb | 2007

Total funds operating budget includes all state funds, designated funds, auxiliary enterprise funds, contract and grant funds, current restricted funds and institutional reserves.

Source

– Indicates programs that did not receive funds that year from the total funds operating budget.

Kathy Jalufka

a FY 1998 State funds were restated by \$463,651 to reflect Texas Advanced Research Program funds.

Budget and Financial Reporting

School or Item	Amount per fiscal year									
	1998	1999	2000	2001	2002	2003	2004	2005	2006	
Dental Branch	\$26,105,961	\$25,675,894	\$26,181,535	\$28,394,201	\$29,186,211	\$31,529,325	\$28,656,031	\$27,444,119	\$35,210,574	\$35,718,512
Graduate School of Biomedical Sciences	2,539,464	2,472,014	2,949,898	2,912,903	3,117,214	3,091,445	3,174,189	3,480,402	4,014,792	
School of Health Information Sciences	1,366,816	2,063,701	2,127,094	2,072,331	4,379,404	3,975,689	4,285,249	5,223,126	5,218,429	5,523,253
Medical School	216,897,735	218,462,447	223,482,387	222,692,004	241,680,061	280,959,426	303,212,920	329,429,715	363,284,324	
MSRDP administration	6,982,812	7,778,997	16,517,628	10,990,000	9,539,999	9,415,000	9,320,383	13,154,721	11,728,114	12,205,706
School of Nursing	10,599,080	11,594,488	11,539,023	11,723,030	13,370,736	13,624,085	12,955,813	14,137,067	16,030,344	
School of Public Health	42,209,319	46,189,043	47,292,282	46,422,763	52,202,437	58,217,858	61,319,262	61,539,159	63,700,967	69,760,263
Institute of Molecular Medicine	1,242,657	3,877,638	3,748,124	4,044,378	6,661,768	7,092,652	6,720,374	6,553,468	9,674,691	
Harris County Psychiatric Center	29,709,335	28,241,104	30,800,480	35,716,369	36,541,960	37,424,135	35,076,429	34,924,542	36,557,687	37,049,121
Administrative & Institutional Support	48,371,048	51,689,098	54,780,414	57,824,026	62,388,774	66,918,381	60,298,780	64,404,852	72,910,819	
HAM-TMC Library	1,826,669	1,826,669	1,826,699	1,826,699	1,826,699	1,918,034	2,014,000	2,114,700	2,114,700	2,114,700
InterCon	466,398	441,012	501,728	501,728	504,613	568,144	567,144	490,093	-	
Scholarships	29,661	29,661	29,661	29,661	29,661	29,661	25,953	25,434	24,925	24,925
Texas-Mexico Border Project	141,909	125,191	156,523	153,593	159,230	159,230	139,326	173,319	146,915	
Texas Advanced Research Programs	463,651 <sup>a</sup>	602,890	560,663	797,102	653,552	724,899	623,074	421,381	399,909	270,000
Texas Heart Institute research grants	1,293,218	1,289,156	1,893,219	1,893,219	1,893,219	1,893,219	1,893,219	1,855,355	1,830,008	
Information technology equipment	197,907	197,907	197,907	197,676	197,676	197,676	178,945	175,366	206,803	113,168
Institutional reserves	711,511	444,756	533,486	618,730	3,398,835	2,551,439	1,937,356	5,404,515	3,264,642	
Auxiliary Enterprises	8,859,885	9,784,427	11,543,210	13,176,407	25,990,251	24,288,925	14,903,311	14,802,286	24,739,979	26,247,876
Other current restricted funds	7,337,000	6,696,000	8,532,000	8,952,000	9,193,094	9,163,364	8,862,368	3,889,938	3,261,307	
<b>Grand Total</b>	<b>\$407,520,666</b>	<b>\$494,482,099</b>	<b>\$445,996,966</b>	<b>\$450,988,820</b>	<b>\$502,955,944</b>	<b>\$55,742,587</b>	<b>\$556,64,266</b>	<b>\$589,64,558</b>	<b>\$654,992,929</b>	<b>\$68,650,000</b>

# 1c State Funds Operating Budget 1998-2007

State funds operating budget includes direct state appropriations (general revenue), tuition, fees, state funds cost recovery, and local (state) income.

Source

– Indicates programs that did not receive funds that year from the total funds operating budget.

Kathy Jalufka

a FY 1998 State funds were restated by \$463,651 to reflect Texas Advanced Research Program funds.

Budget and Financial Reporting

b FY 2006 includes additional benefits paid by the State of \$11,739,681.

School or Item	Amount per fiscal year									
	1998	1999	2000	2001	2002	2003	2004	2005	2006 <sup>b</sup>	2007
Dental Branch	\$20,706,513	\$20,261,143	\$20,693,844	\$22,329,343	\$22,552,269	\$23,554,959	\$20,031,066	\$20,368,086	\$23,801,166	\$25,896,942
Graduate School of Biomedical Sciences	2,080,614	2,030,014	2,340,898	2,265,903	2,277,729	2,288,626	2,300,166	2,364,800	2,796,767	2,847,175
School of Health Information Sciences	1,345,132	1,843,017	1,900,094	1,773,994	2,526,553	2,548,638	2,525,409	2,576,931	2,799,617	3,015,364
Medical School	59,358,049	59,796,971	61,628,364	64,018,679	62,856,608	64,000,555	61,370,063	63,271,127	71,696,417	76,151,451
School of Nursing	6,940,067	7,421,624	7,502,429	7,842,831	8,375,998	8,557,606	7,933,487	9,074,389	9,562,317	10,709,603
School of Public Health	17,096,045	18,108,946	18,612,826	19,741,407	21,749,355	22,214,310	21,979,884	21,325,172	25,333,903	28,005,739
Institute of Molecular Medicine	–	175,964	200,396	100,000	3,021,600	3,027,652	2,987,350	2,957,158	5,450,992	6,819,650
Harris County Psychiatric Center	28,962,782	27,448,574	30,134,795	33,281,436	33,213,842	34,206,093	30,642,540	30,368,290	31,799,335	31,516,567
Administrative & institutional support	34,670,901	37,204,876	42,184,185	45,190,960	47,887,019	52,447,026	45,194,182	44,768,369	47,894,208	48,864,330
HAM-TMC Library	1,826,669	1,826,669	1,826,699	1,826,699	1,826,699	1,918,034	2,014,000	2,114,700	2,114,700	2,114,700
InterCon	466,398	441,012	501,728	501,728	504,613	568,144	567,144	490,093	–	–
Scholarships	29,661	29,661	29,661	29,661	29,661	29,661	25,953	25,434	24,925	24,925
Texas/Mexico Border Project	141,909	125,191	156,523	153,593	159,230	159,230	139,326	173,319	146,915	146,915
Texas Advanced Research Programs	463,651 <sup>a</sup>	602,890	560,663	797,102	653,552	724,899	623,074	421,381	399,909	270,000
Texas Heart Institute research grants	1,293,218	1,289,156	1,893,219	1,893,219	1,893,219	1,893,219	1,893,219	1,855,355	1,830,008	1,830,008
Information technology equipment	197,907	197,907	197,907	197,676	197,676	197,676	178,945	175,366	206,803	113,168
Institutional reserves	711,511	444,756	533,486	618,730	3,398,835	2,551,439	1,937,356	5,404,515	3,264,642	1,120,006
<b>Grand Total</b>	<b>\$ 76,29 ,027</b>	<b>\$ 79,248, 7</b>	<b>\$ 90,897,77</b>	<b>\$202,562,96</b>	<b>\$2 , 24,458</b>	<b>\$220,887,767</b>	<b>\$202, 4 , 64</b>	<b>\$207,7 4,485</b>	<b>\$229,22,624</b>	<b>\$2 9,446,54</b>

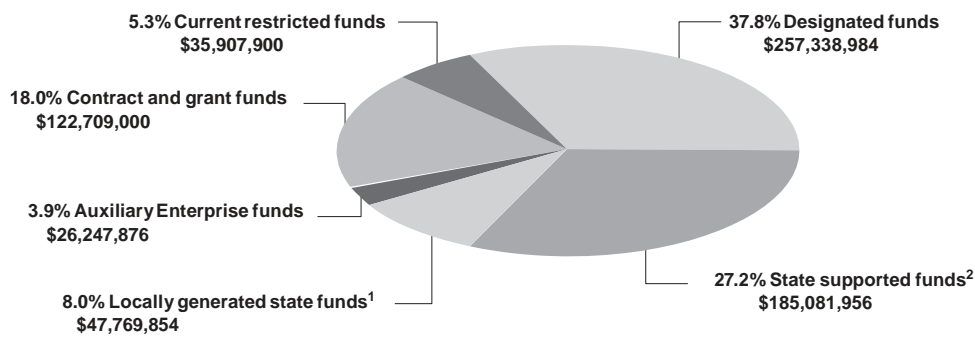
# Total Funds Operating Budget by Revenue Source 998-2007

Source  
Kathy Jalufka  
Budget and Financial Reporting

- Indicates programs that did not receive funds that year from the total funds operating budget.
- a Fiscal Years 1994 through 1998 General Revenue was adjusted for Coordinating Board transfers.
- b Includes benefits paid by the State of \$11,739,681 now included in the budget.
- c FY 1998 State funds were restated by \$463,651 to reflect Texas Advanced Research Program funds.
- d Tobacco settlement funds became available starting FY 2000.

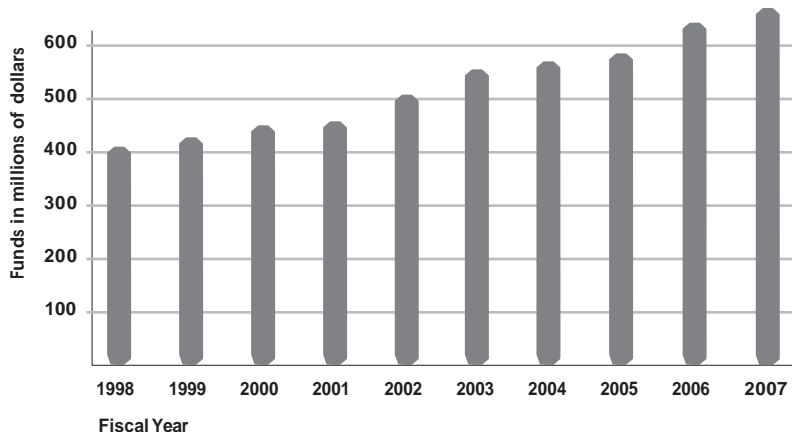
Item	Amount per fiscal year									
Revenue Source	1998	1999	2000	2001	2002	2003	2004	2005	2006	2007
<b>State Funds</b>										
General revenue <sup>a</sup>	\$114,440,157	\$114,866,319	\$121,056,741	\$124,864,978	\$137,120,217	\$139,373,972	\$127,486,736	\$134,586,886	\$152,856,071 <sup>b</sup>	\$153,793,655
Local income	26,597,573	28,132,975	27,425,485	30,175,410	35,003,711	38,120,889	38,141,695	39,079,670	42,220,096	45,788,701
Administrative recovery	5,522,353	5,489,698	5,487,382	5,430,433	800,000	800,000	1,243,168	1,243,168	1,243,168	1,243,168
HCPC	27,309,779	25,831,146	28,464,080	31,631,900	31,224,535	32,039,632	28,827,740	28,553,490	28,553,490	28,180,646
HCPC administrative contract	1,600,000	1,600,000	1,600,000	1,920,000	1,957,985	1,957,985	737,985	1,012,235	1,012,235	737,985
Prior year balance	357,514	1,669,643	2,390,504	3,760,014	1,964,598	3,521,246	2,445,111			6,594,733
Coordinating Board transfers	463,651 <sup>c</sup>	1,658,590	1,616,363	1,852,802	2,055,752	2,076,383	623,074	421,381	399,909	270,000
Tobacco settlements <sup>d</sup>			2,857,162	2,927,424	2,997,660	2,997,660	2,837,655	2,837,655	2,837,655	2,837,655
<b>Total State Funds</b>	<b>\$ 76,29 ,027</b>	<b>\$ 79,248, 7</b>	<b>\$ 90,897,77</b>	<b>\$202,562,96</b>	<b>\$2 , 24,458</b>	<b>\$220,887,767</b>	<b>\$202, 4 , 64</b>	<b>207,74,485</b>	<b>\$229,22,624</b>	<b>\$29,446,54</b>
<b>Other Funds</b>										
Designated	\$136,254,124	\$133,951,295	\$137,980,934	\$125,199,452	\$143,725,094	\$178,539,005	\$197,745,815	\$223,886,307	\$253,480,366	\$257,338,984
Contract and grant	66,092,000	71,932,000	78,079,100	80,055,000	87,965,173	96,686,890	106,315,325	107,912,200	111,143,170	122,709,000
Current restricted	19,855,000	24,566,000	26,693,000	29,945,000	32,110,418	33,340,000	34,857,511	35,308,460	35,833,790	35,907,900
Auxiliary Enterprise	8,859,885	9,784,427	11,543,210	13,176,407	25,990,251	24,288,925	14,903,311	14,802,286	24,739,979	26,247,876
<b>Total Other Funds</b>	<b>\$2 ,06 ,009</b>	<b>\$240,2 ,722</b>	<b>\$254,296,244</b>	<b>\$248, 75,859</b>	<b>\$289,770,9 6</b>	<b>\$ 2,854,820</b>	<b>\$ 5 ,820,962</b>	<b>\$ 8 ,909,07</b>	<b>\$425, 97, 05</b>	<b>442,20 ,760</b>
<b>Grand Total</b>	<b>\$407, 52,0 6</b>	<b>\$4 9,482,09</b>	<b>\$445, 9 ,96</b>	<b>\$450,9 8,820</b>	<b>\$502,9 5, 94</b>	<b>\$55 ,742,587</b>	<b>\$556, 64, 26</b>	<b>\$589,64 ,558</b>	<b>\$654, 9,929</b>	<b>\$68 ,650, 0</b>

## Total Operating Budget by Revenue Source FY 2007



1 8.0% Locally generated state funds	
6.7% Local income	\$45,788,701
0.2% Administrative recovery	1,243,168
1.0% Prior year balance	6,594,733
0. % HCPC local income	737,985
2 27.2% State supported funds	
22.6% General revenue	\$153,793,655
<1.0% Coordinating Board transfers	270,000
0.4% Tobacco settlements	2,837,655
4. % HCPC MHMR	28,180,646

## Trends in Total Operating Budget



# 1c Total Funds Operating Budget by Unit and Revenue Source 998-2007

Source  
Kathy Jalufka  
Budget and Financial Reporting

– Indicates programs that did not receive funds that year from the total funds operating budget.  
a FY 1998 State funds were restated by \$463,651 to reflect Texas Advanced Research Program funds.  
b Includes HAM–TMC Library, scholarships, continuing education, Texas Advanced Research Program, Houston Recovery Campus, InterCon, Texas Heart Institute, Auxiliary Enterprise Funds and all other.

Unit	Amount per fiscal year									
Fund Source	1998	1999	2000	2001	2002	2003	2004	2005	2006	2007
<b>Dental Branch</b>										
State funds	\$20,706,513	\$20,261,143	\$20,693,844	\$22,329,343	\$22,552,269	\$23,554,959	\$20,031,066	\$20,368,086	\$23,801,166	\$25,896,942
Designated funds	3,102,448	2,700,751	2,773,091	2,969,858	2,900,324	3,152,679	3,326,416	3,635,667	8,065,068	6,660,170
Contract and grant funds	1,325,000	1,602,000	1,880,600	1,750,000	2,294,468	3,175,777	2,720,565	2,444,497	2,275,824	2,090,300
Current restricted funds	972,000	1,112,000	834,000	1,345,000	1,439,150	1,645,910	2,577,984	995,869	1,068,516	1,071,100
<b>DB Total</b>	<b>\$26,05,96</b>	<b>\$25,675,894</b>	<b>\$26,8,55</b>	<b>\$28,94,20</b>	<b>\$29,86,2</b>	<b>\$,529,25</b>	<b>\$28,656,0</b>	<b>\$27,444,9</b>	<b>\$5,20,574</b>	<b>\$5,78,52</b>
<b>Graduate School of Biomedical Sciences</b>										
State funds	\$2,080,614	\$2,030,014	\$2,340,898	\$2,265,903	\$2,277,729	\$2,288,626	\$2,300,166	\$2,364,800	\$2,796,767	\$2,847,175
Designated funds	37,850	35,000	21,000	28,000	28,000	15,000	13,125	12,863	12,606	12,606
Contract and grant funds	381,000	366,000	545,000	562,000	626,085	585,619	625,016	685,619	778,894	818,400
Current restricted funds	40,000	41,000	43,000	57,000	185,400	202,200	235,882	417,120	426,525	427,700
<b>GSBS Total</b>	<b>\$2,59,464</b>	<b>\$2,472,04</b>	<b>\$2,949,898</b>	<b>\$2,92,90</b>	<b>\$,72,4</b>	<b>\$,09,445</b>	<b>\$,74,89</b>	<b>\$,480,402</b>	<b>\$4,04,792</b>	<b>\$4,05,88</b>
<b>School of Health Information Sciences</b>										
State funds	\$1,345,132	\$1,843,017	\$1,900,094	\$1,773,994	\$2,526,553	\$2,548,638	\$2,525,409	\$2,576,931	\$2,799,617	\$3,015,364
Designated funds	17,684	217,684	220,000	172,337	145,624	150,793	196,589	122,131	105,231	112,289
Contract and grant funds	1,000	–	–	103,000	1,504,038	1,100,582	1,365,133	1,419,740	1,595,028	1,675,500
Current restricted funds	3,000	3,000	7,000	23,000	203,189	175,676	198,118	1,104,324	718,553	720,100
<b>SHIS Total</b>	<b>\$,66,86</b>	<b>\$2,06,70</b>	<b>\$2,27,094</b>	<b>\$2,072,</b>	<b>\$4,79,404</b>	<b>\$,975,689</b>	<b>\$4,285,249</b>	<b>\$5,22,26</b>	<b>\$5,28,429</b>	<b>\$5,52,25</b>
<b>Medical School</b>										
State funds	\$59,358,049	\$59,796,971	\$61,628,364	\$64,018,679	\$62,856,608	\$64,000,555	\$61,370,063	\$63,271,127	\$71,696,417	\$76,151,451
Designated funds	118,283,498	115,344,473	121,749,851	106,746,325	121,342,262	155,703,871	170,362,940	191,613,034	213,220,911	214,847,843
Contract and grant funds	31,880,000	32,958,000	36,422,800	41,907,000	44,540,490	47,650,000	57,465,300	64,115,250	66,156,309	74,067,700
Current restricted funds	14,359,000	18,142,000	20,199,000	21,010,000	22,480,700	23,020,000	23,335,000	23,585,025	23,938,801	23,987,700
<b>MS Total</b>	<b>\$22,880,547</b>	<b>\$226,24,444</b>	<b>\$240,000,05</b>	<b>\$2,682,004</b>	<b>\$25,220,060</b>	<b>\$290,74,426</b>	<b>\$,25,0</b>	<b>\$42,584,46</b>	<b>\$75,02,48</b>	<b>\$89,054,694</b>
<b>School of Nursing</b>										
State funds	\$6,940,067	\$7,421,624	\$7,502,429	\$7,842,831	\$8,375,998	\$8,557,606	\$7,933,487	\$9,074,389	\$9,562,317	\$10,709,603
Designated funds	943,013	1,030,864	892,894	1,033,199	1,721,838	1,662,663	1,598,469	1,449,730	1,608,318	2,039,521
Contract and grant funds	2,143,000	2,637,000	2,762,700	2,261,000	2,410,200	2,506,608	2,526,649	2,104,430	2,808,163	2,949,600
Current restricted funds	573,000	505,000	381,000	586,000	862,700	897,208	897,208	1,508,518	2,051,546	2,055,700
<b>SON Total</b>	<b>\$0,599,080</b>	<b>\$,594,488</b>	<b>\$,59,02</b>	<b>\$,72,00</b>	<b>\$,70,76</b>	<b>\$,624,085</b>	<b>\$2,955,8</b>	<b>\$4,7,067</b>	<b>\$6,00,44</b>	<b>\$7,754,424</b>
<b>School of Public Health</b>										
State funds	\$17,096,045	\$18,108,946	\$18,612,826	\$19,741,407	\$21,749,355	\$22,214,310	\$21,979,884	\$21,325,172	\$25,333,903	\$28,005,739
Designated funds	566,274	497,097	896,556	1,012,356	1,131,821	1,368,602	1,898,314	1,649,692	1,526,354	1,510,024
Contract and grant funds	21,754,000	25,788,000	25,967,900	22,565,000	25,999,981	30,750,290	33,062,613	34,054,491	33,934,385	37,332,100
Current restricted funds	2,793,000	1,795,000	1,815,000	3,104,000	3,321,280	3,884,656	4,378,451	4,509,804	2,906,325	2,912,400
<b>SPH Total</b>	<b>\$42,209,9</b>	<b>\$46,89,04</b>	<b>\$47,292,282</b>	<b>\$46,422,76</b>	<b>\$52,202,47</b>	<b>\$58,27,858</b>	<b>\$6,9,262</b>	<b>\$6,59,59</b>	<b>\$6,700,967</b>	<b>\$69,760,26</b>

Unit	Amount per fiscal year									
Fund Source	1998	1999	2000	2001	2002	2003	2004	2005	2006	2007
<b>Harris County Psychiatric Center</b>										
State funds	\$28,962,782	\$27,448,574	\$30,134,795	\$33,281,436	\$33,213,842	\$34,206,093	\$30,642,540	\$30,368,290	\$31,799,335	\$31,516,567
Designated funds	730,553	609,530	326,685	2,318,933	3,237,488	3,123,042	4,338,889	4,556,252	4,656,252	5,532,554
Contract and grant funds	-	-	-	-	-	-	-	-	-	-
Current restricted funds	16,000	183,000	339,000	116,000	90,630	95,000	95,000	-	102,100	-
<b>HCPCTotal</b>	<b>\$29,709, 5</b>	<b>\$28,24 , 04</b>	<b>\$ 0,800,480</b>	<b>\$ 5,7 6, 69</b>	<b>\$ 6,54 ,960</b>	<b>\$ 7,424, 5</b>	<b>\$ 5,076,429</b>	<b>4,924,542</b>	<b>\$ 6,557,687</b>	<b>\$ 7,049, 2</b>
<b>Institute of Molecular Medicine</b>										
State funds	-	\$175,964	\$ 200,396	\$100,000	\$3,021,600	\$3,027,652	\$2,987,350	\$2,957,158	\$5,450,992	\$6,819,650
Designated funds	255,657	652,674	416,428	408,378	408,378	700,000	1,450,000	1,210,455	964,810	2,074,175
Contract and grant funds	151,000	460,000	732,300	577,000	710,275	768,000	1,505,524	1,595,855	1,898,772	1,994,100
Current restricted funds	836,000	2,589,000	2,399,000	2,959,000	2,521,515	2,597,000	777,500	790,000	1,360,117	1,164,700
<b>IMM Total</b>	<b>\$ ,242,657</b>	<b>\$ ,877,6 8</b>	<b>\$ ,748, 24</b>	<b>\$4,044, 78</b>	<b>\$6,66 ,768</b>	<b>\$7,092,652</b>	<b>\$6,720, 74</b>	<b>\$6,55,468</b>	<b>\$9,674,69</b>	<b>\$ 2,052,625</b>
<b>Administrative &amp; Institutional Support<sup>a</sup></b>										
State funds	\$34,670,901	\$37,204,876	\$42,184,185	\$45,190,960	\$47,887,019	\$52,447,026	\$45,194,182	\$44,768,369	\$47,894,208	\$48,864,330
Designated funds	12,317,147	12,863,222	10,684,429	10,510,066	12,809,359	12,662,355	14,561,073	19,636,483	23,320,816	24,549,802
Contract and grant funds	1,383,000	1,621,000	1,784,800	1,989,000	1,675,000	1,809,000	543,525	1,492,138	1,695,795	1,781,300
Current restricted funds	248,000	196,000	127,000	134,000	17,396	-	-	-	-	-
<b>Admin &amp; Inst Total</b>	<b>\$48,6 9,048</b>	<b>\$5,885,098</b>	<b>\$54,780,44</b>	<b>\$57,824,026</b>	<b>\$62, 88,774</b>	<b>\$66,9 8, 8</b>	<b>\$60,298,780</b>	<b>\$65,896,990</b>	<b>\$72,9 0,8 9</b>	<b>\$75, 95,4 2</b>
<b>All Other<sup>b</sup></b>										
State funds	\$5,130,924	\$4,957,242	\$5,699,886	\$6,018,408	\$8,663,485	\$8,042,302	\$7,379,017	\$10,660,163	\$7,987,902	\$5,619,722
Designated funds	-	-	-	-	-	-	-	-	-	-
Contract and grant funds	7,089,000	6,500,000	7,983,000	8,341,000	8,204,636	8,341,014	6,500,000	-	-	-
Current restricted funds	-	-	549,000	611,000	988,458	822,350	2,362,368	2,397,800	3,261,307	3,568,500
Auxiliary Enterprise funds	8,859,885	9,784,427	11,543,210	13,176,407	25,990,251	24,288,925	14,903,311	14,802,286	24,739,979	26,247,876
<b>Other Total</b>	<b>\$2,079,809</b>	<b>\$2 ,24 ,669</b>	<b>\$25,775,096</b>	<b>\$28, 46,8 5</b>	<b>\$4 ,846,8 0</b>	<b>\$4,494,59</b>	<b>\$ , 44,696</b>	<b>\$27,860,249</b>	<b>\$ 5,989, 88</b>	<b>\$ 5,4 6,098</b>
<b>UTHSC-H Total</b>										
State funds	\$176,291,027	\$179,248,371	\$190,897,717	\$202,562,961	\$213,124,458	\$220,887,767	\$202,343,164	\$207,734,485	\$229,122,624	\$239,446,543
Designated funds	136,254,124	133,951,295	137,980,934	125,199,452	143,725,094	178,539,005	197,745,815	223,886,307	253,480,366	257,338,984
Contract and grant funds	66,107,000	71,932,000	78,079,100	80,055,000	87,965,173	96,686,890	106,314,325	107,912,020	111,143,170	122,709,000
Current restricted funds	19,840,000	24,566,000	26,693,000	29,945,000	32,110,418	33,340,000	34,857,511	35,308,460	35,833,790	35,907,900
Auxiliary Enterprise funds	8,859,885	9,784,427	11,543,210	13,176,407	25,990,251	24,288,925	14,903,311	14,802,286	24,739,979	26,247,876
<b>Grand Total</b>	<b>\$407, 52,0 6</b>	<b>\$49,482,09</b>	<b>\$445, 9 ,96</b>	<b>\$450,98,820</b>	<b>\$502,95, 94</b>	<b>\$55,742,587</b>	<b>\$556, 64, 26</b>	<b>\$589,64,558</b>	<b>\$654, 9,929</b>	<b>\$68 ,650, 0</b>

# 1c Total Budget Allocation by NACUBO Function 998-2007

Source  
Kathy Jalufka  
Budget and Financial Reporting

a FY 1998 State funds were restated by \$463,651 to reflect Texas Advanced Research Program funds.  
b Includes state benefits paid of \$11,739,681.  
c UTHSC-H does not budget these fund groups by function.

This table reflects budgeted expenditures for the various functions of the university, including core mission areas of instruction, research and patient care as well as related functions such as scholarships, plant maintenance and operation. The functional areas follow National Association of College and University Business Officers (NACUBO) definition requirements and are not necessarily reflective of strategies listed in either the university's Legislative Appropriation Request or the operating budget.

Item	Amount per fiscal year									
Fund Type	1998	1999	2000	2001	2002	2003	2004	2005	2006	2007
<b>State Funds<sup>a</sup></b>										
Instruction	\$74,346,823	\$76,581,904	\$79,228,669	\$82,467,416	\$81,030,533	\$81,938,371	\$75,699,714	\$74,494,792	\$78,030,555	\$82,304,662
Research	3,073,781	2,532,929	3,033,989	3,170,032	6,865,858	6,907,205	6,310,004	6,063,541	8,494,835	8,370,576
Public service	3,240,034	3,225,662	3,336,406	3,334,187	3,298,675	3,353,579	3,071,291	3,117,132	2,599,094	2,284,145
Hospitals <sup>b</sup>	28,931,163	27,334,200	30,130,295	32,923,881	32,871,585	34,175,918	30,638,040	29,645,412	30,866,018	30,662,958
Academic support	13,340,417	14,008,877	15,356,086	14,256,475	15,620,661	16,790,254	15,973,967	19,421,783	19,560,247	20,671,005
Student services	1,146,359	1,182,078	1,377,498	1,310,345	1,272,508	1,352,520	1,669,496	1,587,793	1,515,851	1,518,554
Institutional support	19,700,632	22,890,336	27,310,578	29,413,945	34,159,668	35,924,862	31,932,958	35,350,942	33,828,720	32,625,967
Physical plant maintenance and operation	17,782,726	16,356,156	16,232,047	16,834,484	16,213,854	16,896,592	15,160,554	15,833,237	15,635,905	21,716,802
Scholarships and fellowships	29,661	29,661	29,661	29,661	29,661	29,661	25,953	25,434	24,925	24,925
Staff benefits <sup>b</sup>	12,402,824	12,528,518	13,117,225	13,763,186	16,364,329	17,166,884	15,268,774	15,268,774	27,480,777	28,443,778
Tuition revenue bond retirement	1,104,246	1,717,126	985,289	3,087,317	3,519,662	4,600,763	5,659,504	5,659,388	9,216,617	9,210,827
Capital projects	1,192,361	860,924	759,974	1,972,032	1,877,464	1,751,158	932,879	1,266,257	1,869,020	1,612,344
<b>Total State Funds</b>	<b>\$ 76,29 ,027</b>	<b>\$ 79,248, 7</b>	<b>\$ 90,897,77</b>	<b>\$202,562,96</b>	<b>\$2 , 24,458</b>	<b>\$220,887,767</b>	<b>\$202, 4 , 64</b>	<b>\$207,74,485</b>	<b>\$229,22,624</b>	<b>\$29,446,54</b>
<b>Designated Funds</b>										
Instruction	\$126,603,921	\$123,098,219	\$128,223,292	\$116,728,361	\$129,062,667	\$164,061,078	\$181,374,023	\$203,271,541	\$229,012,129	\$230,806,455
Public service	1,241,511	1,378,235	1,496,460	1,343,491	1,853,068	1,815,572	1,810,719	1,832,791	2,268,773	2,327,181
Institutional support	8,408,692	9,474,841	8,261,182	7,127,600	12,809,359	12,662,355	14,561,073	18,781,975	22,199,464	24,205,348
<b>Total Designated Funds</b>	<b>\$ 6,254, 24</b>	<b>\$ ,95 ,295</b>	<b>\$ 7,980,9 4</b>	<b>\$ 25, 99,452</b>	<b>\$ 4 ,725,094</b>	<b>\$ 78,5 9,005</b>	<b>\$ 97,745,85</b>	<b>\$22 ,886, 07</b>	<b>\$25 ,480, 66</b>	<b>\$257, 8,984</b>
<b>Other Funds</b>										
Contract and grant <sup>c</sup>	\$66,092,000	\$71,932,000	\$78,079,100	\$80,055,000	87,965,173	\$96,686,890	\$106,314,325	\$107,912,020	\$111,143,170	\$122,709,000
Current restricted <sup>c</sup>	19,855,000	24,566,000	26,693,000	29,945,000	32,110,418	33,340,000	34,857,511	35,308,460	35,833,790	35,907,900
Auxiliary Enterprise	8,859,885	9,784,427	11,543,210	13,176,407	25,990,251	24,288,925	14,903,311	14,802,286	24,739,979	26,247,876
<b>Grand Total</b>	<b>\$407, 52,0 6</b>	<b>\$49,482,09</b>	<b>\$445, 9 ,96</b>	<b>\$450,98,820</b>	<b>\$502,9 5, 94</b>	<b>\$55,742,587</b>	<b>\$556, 64, 26</b>	<b>\$589,64,558</b>	<b>\$654, 9,929</b>	<b>\$68 ,650, 0</b>



The health science center's comprehensiveness provides many avenues for developing expertise in the biomedical sciences or the major health professions. In addition, the array of academic programs at the health science center makes it possible for students to earn dual degrees and develop interdisciplinary expertise.

## Dental Branch

established 1905 as the Texas Dental College

Department of Diagnostic Sciences  
 Department of Endodontics  
 Department of Oral & Maxillofacial Surgery and Anesthesiology  
 Department of Orthodontics  
 Department of Pediatric Dentistry  
 Department of Periodontics  
 Department of Prosthodontics  
 Department of Restorative Dentistry & Biomaterials  
 School of Dental Hygiene

## Graduate School of Biomedical Sciences

established 1963

Biochemistry & Molecular Biology  
 Biomathematics & Biostatistics  
 Biophysics  
 Cancer Biology  
 Cell & Regulatory Biology  
 Molecular Carcinogenesis  
 Genes & Development  
 Genetic Counseling  
 Human & Molecular Genetics  
 Immunology  
 Integrative Biology  
 Medical Physics  
 Microbiology & Molecular Genetics  
 Molecular Pathology  
 Neuroscience  
 Pharmacology  
 Physiology  
 Radiation Biology  
 Reproductive Biology  
 Toxicology  
 Virology & Gene Therapy

## Medical School

established 1969

Department of Anesthesiology  
 Department of Biochemistry & Molecular Biology  
 Department of Cardiothoracic & Vascular Surgery  
 Department of Dermatology  
 Department of Diagnostic & Interventional Imaging  
 Department of Emergency Medicine  
 Department of Family & Community Medicine  
 Department of Integrative Biology & Pharmacology  
 Department of Internal Medicine  
     *Division of Cardiology*  
     *Division of Endocrinology*  
     *Division of Gastroenterology*  
     *Division of General Medicine*  
     *Division of Geriatric Medicine*  
     *Division of Hematology*  
     *Division of Infectious Diseases*  
     *Division of Medical Genetics*  
     *Division of Oncology*  
     *Division of Pulmonary & Critical Care Medicine*  
     *Division of Renal Diseases & Hypertension*  
     *Division of Rheumatology & Clinical Immunogenetics*  
 Department of Microbiology & Molecular Genetics  
 Department of Neurobiology & Anatomy  
 Department of Neurology  
 Department of Neurosurgery  
 Department of Obstetrics, Gynecology & Reproductive Sciences  
 Department of Ophthalmology & Visual Science  
 Department of Orthopaedic Surgery  
 Department of Otolaryngology – Head & Neck Surgery  
 Department of Pathology & Laboratory Medicine  
 Department of Pediatrics  
 Department of Physical Medicine & Rehabilitation  
 Department of Psychiatry & Behavioral Sciences  
 Department of Diagnostic & Interventional Imaging  
 Department of Surgery  
     *Division of General Surgery*  
     *Division of Immunology & Organ Transplantation*  
     *Division of Oral & Maxillofacial Surgery*  
     *Division of Pediatric Surgery*  
     *Division of Plastic & Reconstructive Surgery*  
     *Division of Urology*

a Pending approval from The University of Texas System.

### School of Public Health

established 1967

#### Divisions

*Biostatistics*  
*Environmental & Occupational Health Sciences*  
*Epidemiology & Disease Control*  
*Health Promotion & Behavioral Sciences*  
*Management, Policy, & Community Health*

#### Regional Campuses

*Brownsville Regional Campus*  
*Dallas Regional Campus*  
*El Paso Regional Campus*  
*San Antonio Regional Campus*  
*Austin Program*

### School of Nursing

established 1972

#### Department of Nursing for Acute & Continuing Care

*Division of Adult and Family Health<sup>a</sup>*  
*Division of Emergency, Acute and Critical Care<sup>a</sup>*  
*Division of Nurse Anesthesia*

#### Department of Nursing Systems

*Division of Community Health*  
*Division of Gerontology*  
*Division of Management & Education<sup>a</sup>*  
*Division of Theory & Research<sup>a</sup>*

#### Department of Nursing for Integrative Care<sup>a</sup>

*Division of Pediatrics<sup>a</sup>*  
*Division of Psychiatric/Mental Health*  
*Division of Women, Childbearing, & Families<sup>a</sup>*

### School of Health Information Sciences

established 1973

as the School of Allied Health Sciences

re-established in 2001

as the School of Health Information Sciences

#### Faculty of Health Informatics Expertise

*Clinical Informatics*  
*Cognitive Science in Informatics*  
*Telehealth*  
*Computational Biomedicine & Bioinformatics*  
*Learning & Technology*  
*Artificial Intelligence & Medical Decision Support*  
*Informatics for Biosecurity & Disaster Relief*  
*Image & Signal Analysis*  
*Modeling and Simulation of Biomedical Systems & Processes*  
*Instructional Research & Evaluation*  
*Educational Research Design*  
*Learning Sciences*  
*Patient Safety*  
*Human Computer Interface*  
*Nanomedicine*  
*Public Health Informatics*



Source  
Catalogs

a The JD/MPH and MSW/MPH joint degree programs are in conjunction with the University of Houston.

School	Degree or Certificate
<b>Dental Branch</b>	DDS
	MS in Dental Graduate Specialty Programs
	BS in Dental Hygiene
	Certificate in Advanced Education Programs
	Certificate in Dental Hygiene
<b>Graduate School of Biomedical Sciences</b>	MS in Biomedical Sciences
	PhD in Biomedical Sciences
<b>School of Health Information Sciences</b>	MS in Health Informatics
	PhD in Health Informatics
<b>Medical School</b>	MD
	MS in Clinical Research
<b>School of Nursing</b>	BSN
	MSN
	DNP
	DSN
<b>School of Public Health</b>	MPH in Public Health
	MS in Public Health
	DrPH in Public Health
	PhD in Public Health

Dual/Joint degree programs offered	
MD/PhD	JD/MPH <sup>a</sup>
MS/MPH	PhD/MPH
MSN/MPH	MD/MPH
MSW/MPH <sup>a</sup>	MD/DDS
DDS/PhD	DDS/MPH

## 2a Programs by Accreditation

Source  
Schools

The health science center is also accredited by the Accreditation Council for Continuing Medical Education (ACCME) to sponsor continuing medical education for physicians.

School	Degree or Certificate	Accrediting body	Most recent accreditation	Next scheduled
Program				
<b>UTHSC-H</b>	n/a	Southern Association of Colleges and Schools	2000	2010
<b>Dental Branch</b>	DDS	American Dental Association Commission on Dental Accreditation	2005	2012
	MS	Southern Association of Colleges and Schools	2000	2010
	Advanced Education Certificate	American Dental Association Commission on Dental Accreditation	2005	2012
	BS in Dental Hygiene	Southern Association of Colleges and Schools	2000	2010
	Dental Hygiene Certificate	American Dental Association Commission on Dental Accreditation	2005	2012
	Oral and Maxillofacial Surgery Certificate	American Dental Association Commission on Dental Accreditation	2005	2010
<b>Graduate School of Biomedical Sciences</b>	MS with specialization in genetic counseling	American Board of Medical Genetics	2000	2014
	MS with specialization in medical physics	American Association of Physicists in Medicine	2002	2007
	MS	Southern Association of Colleges and Schools	2000	2010
	PhD	same as above		
	MD/PhD	same as above		
<b>School of Health Information Sciences</b>	MS	Southern Association of Colleges and Schools	2000	2010
	PhD	same as above		
<b>Medical School</b>	MD	American Medical Association/ Association of American Medical Colleges Liaison Committee on Medical Education	2004	2011-2012
	MS in Clinical Research	Southern Association of Colleges and Schools	2000	2010
<b>School of Nursing</b>	BSN	Commission on Collegiate Nursing Education	2001	2011
	BSN	Board of Nurse Examiners for the State of Texas	2006	2007
	MSN	Commission on Collegiate Nursing Education	2001	2011
	DNP	Southern Association of Colleges and Schools	2000	2010
	DSN	same as above		
	Nurse Anesthesia	Council on Accreditation of Nurse Anesthesia Educational Programs	2001	2011
<b>School of Public Health</b>	MPH	Council on Education for Public Health	2005	2010
	MS	same as above		
	DrPH	same as above		
	PhD	same as above		
	MPH, Industrial Hygiene	The Applied Science Accreditation Commission of the Accreditation Board for Engineering and Technology	2002	tbd
	MS, Industrial Hygiene	same as above		

# Continuing Health Professions Education Activity 2006

Sources

Schools

Gerikonigsberg, UTHarris County Psychiatric Center

School	Activity Fiscal Year 200		
	Programs <sup>a</sup>	Credits Awarded <sup>b</sup>	Participants
Dental Branch <sup>c</sup>	83	19,768.0	2,824
Graduate School of Biomedical Sciences			
School of Health Information Sciences			
Medical School	271	330.0	5,356
School of Nursing	43	9,461.0	1,785
School of Public Health	113	21,970.0	6,333
Harris County Psychiatric Center <sup>d</sup>	17	18.8	284
<b>Grand Total</b>	<b>2</b>	<b>1, 4 .</b>	<b>1 , 2</b>

a Program totals include jointly sponsored activities.

b A continuing education credit is defined differently for each school; please contact the individual schools' continuing education departments for information about continuing education credit hours for that unit.

c Data reflect FY 2005 activity. FY 2006 information was not available by the press deadline.

d Other educational programming is offered by The University of Texas Harris County Psychiatric Center (UTHCPC) for the community that does not carry continuing education credits. In FY 2006, UTHCPC offered 19 non-credit programs to 336 participants.

## 2a Interdisciplinary and Collaborative Endeavors

---

Sources  
Schools

A variety of interdisciplinary centers, institutes, and programs enrich the health science center's primary academic programs. In general, the centers focus on specific service and research efforts while the institutes provide opportunities for special multidisciplinary educational projects. These efforts reinforce our commitment to providing a means through which the health professions may join with each other and with society to consider health-related issues. Please visit the listed Web address or contact the appropriate school to learn more about these entities.

---

### Dental Branch

Initiatives for Educator Development  
Houston Biomaterials Research Center

UT-TORCH

### School of Health Information Sciences

Center for Biosecurity & Public Health Informatics Research  
[www.phinformatics.org](http://www.phinformatics.org)

### Medical School

The Center for Academic & Reading Skills  
Center for Cardiovascular Biology & Atherosclerosis Research  
Center for Clinical Research & Evidence Based Medicine  
Center for Human Development Research  
The Center for Improving the Readiness of Children for Learning & Education  
Center for Membrane Biology

Center for the Study of Emerging and Reemerging Pathogens  
*please contact Dr. Barbara Murray at 713 500 6767*

Center for Vascular & Thrombosis Research  
*please contact Dr. Kenneth Wu at 713 500 6801*

Clinical Immunology & Therapeutics Research Center

Gulf States Hemophilia & Thrombophilia Center/  
Pediatric AIDS Center  
*please contact Dr. Joan Wasserman at 713 500 8379*

The John P. McGovern, MD, Center for Health, Humanities, & the Human Spirit  
*please contact Dr. Thomas Cole at 713 500 5970*

Mental Sciences Institute

Neuroscience Research Center

Structural Biology Center

Surgical & Clinical Skills Center

Trauma Research Center

University Clinical Research Center

The University of Texas Center for Biomedical Engineering in collaboration with UT Austin and UTMD Anderson Cancer Center

The University of Texas Center for Excellence in Patient Safety Research & Practice  
*please contact Dr. Eric Thomas at 713 500 6702*

Vivian L. Smith Center for Neurologic Research

### School of Nursing

Center on Aging

Center for Education and Information Resources

Center for Nursing Research

Center for Teaching Excellence

## School of Public Health

Center for Biosecurity and Public Health Preparedness

Center for Health Promotion and Prevention Research

Center for Health Services Research

Center for Infectious Diseases

Center for Transforming Public Health Systems  
*please contact Dr. Frank Moore at 210 562 5500*

Coordinating Center for Clinical Trials

Hispanic Health Disparities Research Center  
*please contact Dr. Hector Balcazar at 915 747 8500*

Hispanic Health Research Center  
in the Lower Rio Grande Valley

Human Genetics Center

Institute for Health Policy

Michael & Susan Dell Center for the  
Advancement of Healthy Living  
(formerly Human Nutrition Center)

UT Prevention Research Center

Southwest Center for Occupational  
and Environmental Health

## University Administration

Academic & Administrative  
Leadership Development Program (AALDP)

Center for Laboratory Animal Medicine and Care  
*please contact Dr. Brad Goodwin at 713 500 7542*

## 2a Major Educational, Research, and Clinical Affiliations

---

Sources

Schools

Gerikonigsberg, UTHarris County Psychiatric Center

The University of Texas Health Science Center at Houston has numerous affiliation agreements with other institutions and agencies in the greater Houston area and in the state. These affiliation agreements stem from the need to provide a variety of appropriate clinical experiences for students and residents; to formally align with research collaborators; and to provide a means for faculty to share their experiences and expertise widely in the greater community. While the Medical School has the greatest number of affiliations that provide clinical experience, the Dental Branch and the School of Nursing also depend heavily on clinical preceptors and clinics in the community to educate students.

In research, the health science center and UT M D Anderson Cancer Center, together with the Texas A&M Institute of Biosciences and Technology, interact extensively in research and educational efforts in the medical center. Many faculty have joint appointments within the health science center and UT M D Anderson, where students and residents gain clinical experience. The School of Health Information Sciences has affiliations with clinical and research settings so that the students can complete degree requirements for practicum or preceptorship experiences.

The health science center also has numerous affiliations with other colleague institutions, including a dozen major hospitals, city and neighborhood clinics and public schools. Please refer to school Web sites for additional information.

---

### Major Educational Affiliations

- + Baylor College of Medicine
- + Houston Community College
- + Houston Independent School District
- + Prairie View A&M University
- + Rice University
- + Texas A&M Institute of Biosciences and Technology
- + Texas A&M International Laredo
- + Texas Southern University
- + Texas Woman's University
- + University of Houston (all campuses)
- + University of St. Thomas
- + UT Austin
- + UT Brownsville
- + UT Medical Branch Galveston
- + UT M D Anderson Cancer Center
- + UT Pan American

### Major Research Affiliations

- + Alliance for Nanohealth
- + Center for Health Service, Outcomes Research, and Development - Japan
- + Gateway to Care
- + Gulf Coast Consortium/Keck Center
- + HAM-TMC Library
- + NASA-Johnson Space Center
- + The Schull Institute
- + Texas - United Kingdom Research Initiative
- + Your Doctor Program

### Major Clinical Affiliations

- + Ben Taub Hospital
- + Christus St. Joseph Hospital
- + Harris County Hospital District
- + Harris County Psychiatric Center
- + The Institute for Rehabilitation and Research
- + Lyndon B. Johnson General Hospital
- + Memorial Hermann Hospital and Memorial Hermann Children's Hospital
- + Memorial Hermann Southwest Hospital
- + The Methodist Hospital
- + UT M D Anderson Cancer Center
- + St. Luke's Episcopal Hospital
- + Shriners Hospital for Children-Houston
- + The Texas Heart Institute at St. Luke's Episcopal Hospital
- + Texas Children's Hospital
- + Veterans Affairs Medical Center

### Major Community Affiliations

- + Greater Houston Dental Society
- + Gulf Coast Community Head Start
- + Harris County Children's Protective Services
- + Harris County Juvenile Probation Department
- + Neighborhood Centers

Sources

Robert Jenkins, Office of the Registrar  
 Tiffany Reyes, Medical School  
 Phil Pierpont, Dental Branch

Note: Applicant demographics are provided where available.

School Profile Fall 200				
Status	Total	Male	Female	Minorities
<b>Dental Branch – Academics</b>				
Applications received		318	350	93
Admitted	10	24	82	29
Denied	10	8	2	58
Pending/incomplete/waitlist	2	286	266	36
<b>Dental Branch – DDS</b>				
Applications received		400	387	149
Admitted	3	46	37	18
Denied	01	297	304	114
Withdrew after acceptance	1	46	35	15
Withdrew before acceptance	22	11	11	2
<b>Graduate School of Biomedical Sciences</b>				
Applications received		351	407	127
Admitted	1	75	100	44
Denied	22	112	114	58
No action/pending	3	164	193	25
<b>School of Health Information Sciences</b>				
Applications received	2			
Admitted	0			
Denied	1			
No action/pending/incomplete	41			

School Profile Fall 200				
Status	Total	Male	Female	Minorities
<b>Medical School – Academics</b>				
Applications received	23			
Admitted	10			
Denied	10			
Pending/incomplete/waitlist	3			
<b>Medical School – MD</b>				
Applications received	3,4	1,766	1,731	738
Interviewed	1,223	615	608	198
Admitted	22	125	101	24
<b>School of Nursing</b>				
Applications received	1,0	273	1,435	929
Admitted	324	49	275	119
Denied		1	5	2
Pending	22	136	686	472
Incomplete	4	87	467	332
<b>School of Public Health</b>				
Applications received	1,31			194
Admitted	41			102
Denied	300			64
Withdrew/incomplete/pending	10			28

## Medical and Dental Applicants 2006

Source

Tiffany Reyes  
 Medical School

Medical Comprehensive Aptitude Test		
MCAT/GPA Status	MS Applicants Fall 2006	
	All	Enrolled
Biological Sciences	9.2	9.7
Physical Science	8.7	9.2
Verbal Reasoning	8.7	9.3
<b>Applicant Average</b>	<b>2 .</b>	<b>2 .2</b>
<b>Applicant Average GPA</b>	<b>3.4</b>	<b>3.</b>

Source

Phil Pierpont  
 Dental Branch

Dental Aptitude Test		
DAT/GPA Status	DB Applicants Fall 2006	
	All	Enrolled
Academic Average AA	17.70	19.19
Perception Ability MA	17.00	17.80
Quantitative Reasoning	16.50	18.07
Reading Comprehension	19.3	20.04
Biology	17.70	18.99
Inorganic Chemistry	17.60	19.83
Organic Chemistry	17.40	19.40
<b>Total Science</b>	<b>1 . 0</b>	<b>1 .1</b>
<b>Applicant Average GPA</b>	<b>3.31</b>	<b>3.</b>

## 2b Head Count Enrollment by Part-time/Full-time 200 -2006

Source  
Robert Jenkins  
Office of the Registrar

a Fall 2005 totals do not include 74 students admitted as visitors in the wake of Hurricane Katrina. These include 6 students at the Graduate School, 14 students at the School of Nursing, and 54 students at the School of Public Health.

Note: Data in all enrollment tables represent UTHSC-H's certified enrollment per the Texas Higher Education Coordinating Board's CBM-001 report.

School	Enrollment per fall term											
	Gender	2001	%	2002	%	2003	%	2004	%	2005 <sup>a</sup>	%	2006
<b>Dental Branch</b>												
Part-time	49	12%	45	11%	40	10%	14	4%	20	5%	49	11%
Full-time	365	88%	368	89%	370	90%	363	96%	370	95%	390	89%
<b>DB Total</b>	<b>414</b>		<b>413</b>		<b>410</b>		<b>3</b>		<b>3 0</b>		<b>43</b>	
<b>Graduate School of Biomedical Sciences</b>												
Part-time	47	11%	34	7%	40	8%	47	9%	37	7%	51	9%
Full-time	396	89%	431	93%	450	92%	467	91%	502	93%	493	91%
<b>GSBS Total</b>	<b>443</b>		<b>4</b>		<b>4 0</b>		<b>14</b>		<b>3</b>		<b>44</b>	
Part-time	37	58%	37	60%	36	49%	39	61%	29	53%	45	62%
Full-time	27	42%	25	40%	38	51%	25	39%	26	47%	28	38%
<b>SHIS Total</b>	<b>4</b>		<b>2</b>		<b>4</b>		<b>4</b>				<b>3</b>	
Part-time			12	1%	1	<1%	17	2%	21	2%	41	4%
Full-time	830	100%	813	99%	836	>99%	830	98%	848	98%	871	96%
<b>MS Total</b>	<b>30</b>		<b>2</b>		<b>3</b>		<b>4</b>				<b>12</b>	
Part-time	173	27%	196	29%	227	33%	242	32%	288	36%	255	34%
Full-time	473	73%	487	71%	471	67%	518	68%	521	64%	498	66%
<b>SON Total</b>	<b>4</b>		<b>3</b>				<b>0</b>		<b>0</b>		<b>3</b>	
Part-time	617	69%	594	67%	631	69%	546	65%	587	67%	567	61%
Full-time	273	31%	293	33%	277	31%	291	35%	338	37%	363	39%
<b>SPH Total</b>	<b>0</b>				<b>0</b>		<b>3</b>		<b>2</b>		<b>30</b>	
Part-time	923	28%	918	28%	975	29%	905	27%	982	27%	1,008	28%
Full-time	2,364	72%	2,417	72%	2,442	71%	2,494	73%	2,605	73%	2,643	72%
<b>Grand Total</b>	<b>3,2</b>		<b>3,33</b>		<b>3,41</b>		<b>3,3</b>		<b>3,</b>		<b>3, 1</b>	



# Head Count Enrollment by Level and Ethnicity 2006

Source

Robert Jenkins  
Office of the Registrar

Percentage totals may not equal 100 due to rounding.

a Fall 2005 totals do not include 74 students admitted as visitors in the wake of Hurricane Katrina. These include 6 students at the Graduate School, 14 students at the School of Nursing, and 54 students at the School of Public Health.

Enrollment Fall 200 <sup>a</sup>																
School	Total	%	Asian	%	Black	%	Foreign	%	Hispanic	%	AmIndian	%	White	%	Unident	%
<b>Dental Branch</b>																
Undergraduate	2	14.1	16	3.6	4	0.9			11	2.5	1	0.2	30	6.8		
Graduate	2	.4	10	2.3	1	0.2	4	0.9	5	1.1			6	1.4	2	0.5
Postgraduate	1	.	13	3.0	5	1.1	7	1.6	8	1.8			33	7.5	2	0.5
DDS Year1	4	1.1	19	4.3	4	0.9			14	3.2			39	8.9	8	1.8
DDS Year2	1	.3	21	4.8	4	0.9			7	1.6	1	0.2	40	9.1	3	0.7
DDS Year3	1	.3	12	2.7	1	0.2			11	2.5			37	8.4		
DDS Year4	0	.0	14	3.2	3	0.7			9	2.1			34	7.7		
<b>DB Total</b>	<b>43</b>	<b>100.0</b>	<b>10</b>	<b>23.</b>	<b>22</b>	<b>.0</b>	<b>11</b>	<b>.1</b>	<b>14.</b>	<b>2</b>	<b>0.</b>	<b>21</b>	<b>.</b>	<b>1</b>	<b>3.4</b>	
<b>Graduate School of Biomedical Sciences</b>																
Graduate	04	2.	37	6.8	21	3.9	189	34.7	44	8.1	1	0.2	207	38.1	5	0.9
Non-degree	40	.4	8	1.5	3	0.6	5	0.9	5	0.9			19	3.5		
<b>GSBS Total</b>	<b>44</b>	<b>100.0</b>	<b>4</b>	<b>.3</b>	<b>24</b>	<b>4.4</b>	<b>14</b>	<b>3.</b>	<b>4</b>	<b>.0</b>	<b>1</b>	<b>0.2</b>	<b>22</b>	<b>41</b>	<b>5</b>	<b>0</b>
<b>School of Health Information Sciences</b>																
Graduate	0	2.1	8	11.0	6	8.3	23	31.5	1	1.4	1	1.4	21	28.8		
Non-degree	13	1.	4	5.5	2	2.7	2	2.7					4	5.5	1	1.4
<b>SHIS Total</b>	<b>3</b>	<b>100.0</b>	<b>12</b>	<b>1.4</b>	<b>11.1</b>	<b>2</b>	<b>34.2</b>	<b>1</b>	<b>1.4</b>	<b>1</b>	<b>1.4</b>	<b>2</b>	<b>34.2</b>	<b>1</b>	<b>1.4</b>	
<b>Medical School</b>																
Graduate	41	4.	4	0.4			24	2.6	2	0.2			10	1.1	1	0.1
Year1	24	2.3	22	2.4	9	1.0			31	3.4	2	0.2	178	19.5	1	0.8
Year2	204	22.4	31	3.4	4	0.4			21	2.3	1	0.1	141	15.5	6	0.7
Year3	1	21.	16	1.8	8	0.9	1	0.1	27	2.9			140	15.4	5	0.6
Year4	221	24.3	32	3.5	5	0.6			28	3.1	1	0.1	152	16.7	3	0.3
<b>MS Total</b>	<b>12</b>	<b>100.0</b>	<b>10</b>	<b>11.</b>	<b>2</b>	<b>2.</b>	<b>2</b>	<b>2.8</b>	<b>10</b>	<b>11.</b>	<b>4</b>	<b>0.4</b>	<b>21</b>	<b>.1</b>	<b>22</b>	<b>2.4</b>
<b>School of Nursing</b>																
Undergraduate	31	42.0	59	7.8	31	4.1	13	1.7	44	5.8	1	0.1	167	22.2	1	0.1
Graduate	413	4.	34	4.5	47	6.2	11	1.5	30	4.0	2	0.3	276	36.7	13	1.7
Non-degree	24	3.2	2	0.3	1	0.1	2	0.3	1	0.1	2	0.3	16	2.1		
<b>SON Total</b>	<b>3</b>	<b>100.0</b>	<b>12.</b>	<b>10.</b>	<b>2</b>	<b>3.</b>	<b>10.0</b>	<b>0.</b>	<b>4</b>	<b>1.0</b>	<b>14</b>	<b>1.</b>				
<b>School of Public Health</b>																
Graduate	2	4.1	91	9.7	77	8.3	179	19.3	112	12.1	6	0.6	306	32.9	11	1.2
Non-degree	14	1.	24	2.6	20	2.2	8	0.9	37	4.0	3	0.3	51	5.5	5	0.5
<b>SPH Total</b>	<b>30</b>	<b>100.0</b>	<b>11</b>	<b>12.3</b>	<b>10.4</b>	<b>1</b>	<b>20.1</b>	<b>14</b>	<b>1.0</b>	<b>1.0</b>	<b>3</b>	<b>3.4</b>	<b>1</b>	<b>1.</b>		
<b>UTHSC-H Total</b>																
Undergraduate	3	10.4	75	2.1	35	1.0	13	0.4	55	1.5	2	0.1	197	5.4	1	<0.1
Graduate	1,2	0.1	184	5.0	152	4.2	430	11.8	194	5.3	10	0.3	826	22.7	32	0.9
Postgraduate	1.		13	0.4	5	0.1	7	0.2	8	0.2			33	0.9	2	0.1
<b>Professional</b>																
Year1	333	.1	41	1.1	13	0.4			45	1.2	2	0.1	217	5.9	15	0.4
Year2	20	.	52	1.4	8	0.2			28	0.8	2	0.1	181	5.0	9	0.2
Year3	2	.1	28	0.8	9	0.2	1	<0.1	38	1.0			177	4.8	5	0.1
Year4	21	.	46	1.3	8	0.2			37	1.0	1	<0.1	186	5.1	3	0.1
Non-degree	22	.2	38	1.0	26	0.7	17	0.5	43	1.2	5	0.1	90	2.5	6	0.1
<b>Grand Total</b>	<b>3,1</b>	<b>100.0</b>	<b>4</b>	<b>13.1</b>	<b>2</b>	<b>.0</b>	<b>4</b>	<b>12.</b>	<b>44</b>	<b>12.3</b>	<b>22</b>	<b>0.</b>	<b>1,0</b>	<b>2.2</b>	<b>3</b>	<b>2.0</b>

## 2b Head Count Enrollment by Level 1997-2006

Source  
Robert Jenkins  
Office of the Registrar

The joint MD/PhD program takes approximately seven years to complete. Fall semester course work determines how these students are counted in all enrollment tables.

a Fall 2005 totals do not include 74 students admitted as visitors in the wake of Hurricane Katrina. These include 6 students at the Graduate School, 14 students at the School of Nursing, and 54 students at the School of Public Health.

School	1997	1998	1999	2000	2001	2002	2003	2004	2005 <sup>a</sup>	2006
<b>Dental Branch</b>										
Undergraduate	65	70	76	78	74	78	75	76	86	62
Graduate	27	29	31	34	30	27	31	21	22	28
Professional	248	250	249	240	254	253	258	256	258	281
Post-graduate	31	28	23	22	56	55	46	24	24	68
<b>DB Total</b>	<b>313</b>	<b>327</b>	<b>329</b>	<b>374</b>	<b>414</b>	<b>413</b>	<b>410</b>	<b>377</b>	<b>390</b>	<b>439</b>
<b>Graduate School of Biomedical Sciences</b>										
Graduate	417	425	395	389	420	447	464	481	510	513
Non-degree	43	36	29	26	23	18	26	33	29	31
<b>GSBS Total</b>	<b>460</b>	<b>461</b>	<b>424</b>	<b>415</b>	<b>443</b>	<b>465</b>	<b>490</b>	<b>514</b>	<b>539</b>	<b>544</b>
<b>School of Health Information Sciences</b>										
Graduate		6	25	36	47	47	59	47	44	48
Non-degree	8	8	11	9	17	15	15	17	11	25
<b>SHIS Total</b>	<b>8</b>	<b>14</b>	<b>36</b>	<b>45</b>	<b>64</b>	<b>62</b>	<b>74</b>	<b>64</b>	<b>55</b>	<b>73</b>
<b>Medical School</b>										
Graduate						15	21	17	21	41
Professional	836	834	831	818	830	810	816	830	848	871
<b>MS Total</b>	<b>836</b>	<b>834</b>	<b>831</b>	<b>818</b>	<b>830</b>	<b>825</b>	<b>837</b>	<b>847</b>	<b>869</b>	<b>912</b>
<b>School of Nursing</b>										
Undergraduate	173	176	185	186	256	281	272	305	317	316
Graduate	330	350	357	364	350	370	391	415	383	413
Non-degree	45	50	36	31	40	32	35	40	109	24
<b>SON Total</b>	<b>548</b>	<b>576</b>	<b>578</b>	<b>581</b>	<b>646</b>	<b>683</b>	<b>698</b>	<b>760</b>	<b>709</b>	<b>753</b>
<b>School of Public Health</b>										
Graduate	798	849	886	866	854	860	848	803	846	784
Non-degree	68	29	36	44	36	27	60	34	79	146
<b>SPH Total</b>	<b>866</b>	<b>878</b>	<b>922</b>	<b>910</b>	<b>890</b>	<b>887</b>	<b>908</b>	<b>837</b>	<b>925</b>	<b>930</b>
<b>UTHSC-H Total</b>										
Undergraduate	238	246	261	264	330	359	347	381	403	378
Graduate	1,572	1,659	1,694	1,689	1,701	1,751	1,814	1,784	1,826	1,827
Professional	1,084	1,084	1,080	1,058	1,084	1,078	1,074	1,086	1,106	1,152
Post-graduate	31	28	23	22	56	55	46	24	24	68
Non-degree	164	123	112	110	116	92	136	124	228	226
<b>Grand Total</b>	<b>3,076</b>	<b>3,140</b>	<b>3,100</b>	<b>3,143</b>	<b>3,217</b>	<b>3,333</b>	<b>3,411</b>	<b>3,333</b>	<b>3,401</b>	<b>3,411</b>

# Head Count Enrollment by Gender 1997-2006

Source  
Robert Jenkins  
Office of the Registrar

a Fall 2005 totals do not include 74 students admitted as visitors in the wake of Hurricane Katrina. These include 6 students at the Graduate School, 14 students at the School of Nursing, and 54 students at the School of Public Health.

School	Enrollment per fall term									
Gender	1997 %	1998 %	1999 %	2000 %	2001 %	2002 %	2003 %	2004 %	2005 <sup>a</sup> %	2006 %
<b>Dental Branch</b>										
Female	197 3%	209 55%	219 8%	221 9%	234 7%	234 7%	240 9%	228 0%	237 61%	256 58%
Male	174 7%	168 45%	160 2%	153 41%	180 3%	179 3%	170 41%	149 0%	153 39%	183 42%
<b>DB Total</b>	<b>3 1</b>	<b>3</b>	<b>3</b>	<b>3 4</b>	<b>414</b>	<b>413</b>	<b>410</b>	<b>3</b>	<b>3 0</b>	<b>43</b>
<b>Graduate School of Biomedical Sciences</b>										
Female	224 49%	237 51%	223 53%	219 53%	227 51%	240 52%	271 55%	292 57%	310 58%	306 56%
Male	236 51%	224 49%	201 47%	196 47%	216 49%	225 48%	219 45%	222 43%	229 42%	238 44%
<b>GSBS Total</b>	<b>4 0</b>	<b>4 1</b>	<b>424</b>	<b>41</b>	<b>443</b>	<b>4</b>	<b>4 0</b>	<b>14</b>	<b>3</b>	<b>44</b>
<b>School of Health Information Sciences</b>										
Female	6 75%	9 64%	17 47%	24 53%	33 52%	33 53%	34 46%	34 53%	24 44%	42 58%
Male	2 25%	5 36%	19 53%	21 47%	31 48%	29 47%	40 54%	30 47%	31 56%	31 42%
<b>SHIS Total</b>		<b>14</b>	<b>3</b>	<b>4</b>	<b>4</b>	<b>2</b>	<b>4</b>	<b>4</b>		<b>3</b>
<b>Medical School</b>										
Female	375 45%	367 44%	345 42%	335 41%	351 42%	382 46%	402 48%	402 47%	418 48%	419 46%
Male	461 55%	467 56%	486 58%	483 59%	479 58%	443 54%	435 52%	445 53%	451 52%	493 54%
<b>MS Total</b>	<b>3</b>	<b>34</b>	<b>31</b>	<b>1</b>	<b>30</b>	<b>2</b>	<b>3</b>	<b>4</b>		<b>12</b>
<b>School of Nursing</b>										
Female	439 80%	469 81%	462 80%	448 77%	497 77%	526 77%	531 76%	599 79%	649 80%	585 78%
Male	109 20%	107 19%	116 20%	133 23%	149 23%	157 23%	167 34%	161 21%	160 20%	168 22%
<b>SON Total</b>	<b>4</b>			<b>1</b>	<b>4</b>	<b>3</b>		<b>0</b>	<b>0</b>	<b>3</b>
<b>School of Public Health</b>										
Female	572 66%	603 69%	636 69%	622 68%	619 70%	618 70%	628 69%	590 70%	645 70%	645 69%
Male	294 34%	275 31%	286 31%	288 32%	271 30%	269 30%	280 31%	247 30%	280 30%	285 31%
<b>SPH Total</b>			<b>22</b>	<b>10</b>	<b>0</b>		<b>0</b>	<b>3</b>	<b>2</b>	<b>30</b>
<b>UTHSC-H Total</b>										
Female	1,813 59%	1,894 60%	1,902 60%	1,869 59%	1,961 60%	2,033 61%	2,106 62%	2,145 63%	2,283 64%	2,253 62%
Male	1,276 41%	1,246 40%	1,268 40%	1,274 41%	1,326 40%	1,302 39%	1,311 38%	1,254 37%	1,304 36%	1,398 38%
<b>Grand Total</b>	<b>3,0</b>	<b>3,140</b>	<b>3,1 0</b>	<b>3,143</b>	<b>3,2</b>	<b>3,33</b>	<b>3,41</b>	<b>3,3</b>	<b>3,</b>	<b>3, 1</b>

## 2b Head Count Enrollment by Ethnicity 1997-2006

Source

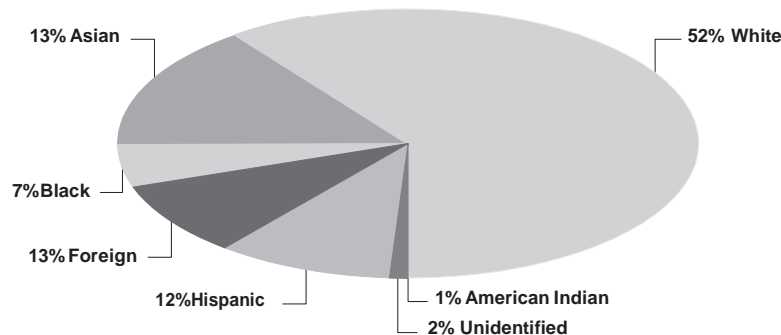
Robert Jenkins  
Office of the Registrar

Percentage totals may not equal 100 due to rounding.

a Fall 2005 totals do not include 74 students admitted as visitors in the wake of Hurricane Katrina. These include 6 students at the Graduate School, 14 students at the School of Nursing, and 54 students at the School of Public Health.

School	Enrollment per fall term																			
	1997	%	1998	%	1999	%	2000	%	2001	%	2002	%	2003	%	2004	%	2005 <sup>a</sup>	%	2006	%
<b>Dental Branch</b>																				
Asian	108	9%	107	8%	99	6%	91	24%	90	2%	91	2%	88	21%	84	2%	99	5%	105	24%
Black	10	3%	7	2%	9	2%	11	3%	15	4%	15	4%	16	4%	10	3%	13	3%	22	5%
Foreign	24	6%	24	6%	20	5%	18	5%	22	5%	16	4%	17	4%	7	2%	5	1%	11	3%
Hispanic	23	6%	26	7%	29	8%	30	8%	37	9%	46	11%	57	14%	59	16%	56	14%	65	15%
American Indian									1	<1%	1	<1%	2	<1%	3	1%			2	1%
White	206	6%	213	6%	222	9%	223	0%	247	0%	240	8%	223	4%	214	7%	212	4%	219	0%
Unidentified							1	<1%	2	<1%	4	1%	7	2%			5	1%	15	3%
<b>DB Total</b>	<b>3</b>	<b>1</b>	<b>3</b>		<b>3</b>		<b>3</b>	<b>4</b>	<b>414</b>		<b>413</b>		<b>410</b>		<b>3</b>		<b>3</b>	<b>0</b>	<b>43</b>	
<b>Graduate School of Biomedical Sciences</b>																				
Asian	51	11%	52	11%	47	11%	47	11%	46	10%	51	11%	51	11%	48	9%	48	9%	45	8%
Black	9	2%	9	2%	12	3%	8	2%	13	3%	11	2%	13	3%	19	4%	21	4%	24	4%
Foreign	139	30%	143	31%	132	31%	119	29%	124	28%	140	30%	150	31%	174	34%	180	33%	194	36%
Hispanic	31	7%	29	6%	26	6%	25	6%	31	7%	34	7%	42	9%	44	9%	52	10%	49	9%
American Indian	1	<1%	2	<1%	2	<1%	2	<1%	2	<1%	1	<1%	2	<1%	2	<1%	2		1	<1%
White	229	50%	226	49%	205	48%	212	51%	224	51%	226	49%	222	45%	222	43%	229	42%	226	42%
Unidentified							2	<1%	3	1%	2	<1%	10	2%	5	1%	7	1%	5	1%
<b>GSBS Total</b>	<b>4</b>	<b>0</b>	<b>4</b>	<b>1</b>	<b>424</b>		<b>41</b>		<b>443</b>		<b>4</b>		<b>4</b>	<b>0</b>	<b>14</b>		<b>3</b>		<b>44</b>	
<b>School of Health Information Sciences</b>																				
Asian	2	25%	5	36%	7	19%	6	13%	8	13%	14	23%	16	22%	10	16%	11	20%	12	16%
Black	1	13%	1	7%	2	6%	2	4%	2	3%			1	1%	4	6%	3	5%	8	11%
Foreign					7	19%	8	18%	19	30%	18	29%	26	35%	29	45%	21	38%	26	36%
Hispanic					2	6%	2	4%	6	9%	2	3%	1	1%	1	2%			1	1%
American Indian									1	2%			1	1%	1	2%	1	2%	1	1%
White	5	63%	8	57%	18	50%	27	60%	27	42%	28	45%	26	35%	19	30%	19	35%	25	34%
Unidentified									1	<1%			3	4%						
<b>SHIS Total</b>			<b>14</b>		<b>3</b>		<b>4</b>		<b>4</b>		<b>2</b>		<b>4</b>		<b>4</b>				<b>3</b>	
<b>Medical School</b>																				
Asian	105	13%	107	13%	104	13%	110	13%	104	13%	105	13%	100	12%	91	11%	102	12%	105	12%
Black	34	4%	31	4%	26	3%	18	2%	26	3%	25	3%	25	3%	32	4%	26	3%	26	3%
Foreign	2	<1%					1	<1%			4	<1%	3	<1%	7	1%	7	1%	25	3%
Hispanic	173	21%	148	18%	121	15%	92	11%	99	12%	103	12%	109	13%	116	14%	110	13%	108	12%
American Indian	5	1%	7	1%	8	1%	6	1%	5	1%	2	<1%	3	<1%	3	<1%	2	<1%	4	<1%
White	517	62%	541	65%	572	69%	591	72%	591	71%	574	70%	583	70%	577	68%	601	69%	622	68%
Unidentified									5	1%	12	1%	14	2%	21	2%	21	2%	22	2%
<b>MS Total</b>	<b>3</b>		<b>34</b>		<b>31</b>		<b>1</b>		<b>30</b>		<b>2</b>		<b>3</b>		<b>4</b>				<b>12</b>	

<b>School Enrollment per fall term</b>											
Ethnicity	1997 %	1998 %	1999 %	2000 %	2001 %	2002 %	2003 %	2004 %	2005 <sup>a</sup> %	2006 %	
<b>School of Nursing</b>											
Asian	52 9%	47 8%	54 9%	49 8%	66 0%	67 0%	75 11%	102	106 13%	95 13%	
Black	51 9%	42 7%	48 8%	56 0%	77	77 11%	63 9%	66 9%	75 9%	79 0%	
Foreign	5 1%	5 1%	10 2%	7 1%	4 1%	5 1%	6 1%	20 3%	20 2%	26 3%	
Hispanic	40 7%	52 9%	46 8%	56 0%	65 0%	65 0%	70 0%	68 9%	75 9%	765 0%	
American Indian	1 <1%	7 1%	2 <1%	4 1%	4 1%	4 1%	3 <1%	3 <1%	4 <1%	5 1%	
White	399 3%	423 3%	418 2%	409 0%	430 7%	458 7%	451 5%	492 5%	518 4%	459 61%	
Unidentified						7 1%	30 4%	9 1%	11 1%	14 2%	
<b>SON Total</b>	<b>4</b>			<b>1</b>	<b>4</b>	<b>3</b>		<b>0</b>	<b>0</b>	<b>3</b>	
<b>School of Public Health</b>											
Asian	97 11%	116 13%	122 13%	122 13%	115 13%	128 14%	115 13%	103 12%	114 12%	112 12%	
Black	81 9%	76 9%	70 8%	78 9%	77 9%	68 8%	75 8%	69 8%	92 10%	96 10%	
Foreign	81 9%	90 10%	113 12%	113 12%	108 12%	97 11%	107 12%	162 19%	171 18%	192 21%	
Hispanic	88 10%	95 11%	105 11%	117 13%	143 16%	142 16%	147 16%	123 15%	154 17%	148 16%	
American Indian	6 1%	6 1%	7 1%	4 <1%	4 <1%	3 <1%	5 1%	3 <1%	2 <1%	9 1%	
White	513 59%	495 56%	503 55%	464 51%	430 48%	425 48%	434 48%	358 43%	375 41%	357 38%	
Unidentified			2 <1%	12 1%	13 1%	24 3%	25 3%	19 2%	17 2%	16 2%	
<b>SPH Total</b>			<b>22</b>	<b>10</b>	<b>0</b>		<b>0</b>	<b>3</b>	<b>2</b>	<b>30</b>	
<b>UTHSC-H Total</b>											
Asian	415 13%	434 14%	433 14%	425 14%	429 13%	457 14%	445 13%	438 13%	480 13%	474 13%	
Black	186 6%	166 5%	167 5%	173 6%	210 6%	196 6%	193 6%	200 6%	230 6%	255 7%	
Foreign	251 8%	262 8%	282 9%	266 8%	277 8%	278 8%	309 9%	399 12%	404 11%	474 13%	
Hispanic	355 11%	350 11%	329 10%	322 10%	381 12%	392 12%	426 12%	411 12%	447 12%	446 12%	
American Indian	13 <1%	22 1%	19 1%	16 1%	17 1%	11 <1%	16 <1%	15 <1%	11 <1%	22 1%	
White	1,869 61%	1,906 61%	1,938 61%	1,926 61%	1,949 59%	1,952 59%	1,939 57%	1,882 55%	1,954 54%	1,908 52%	
Unidentified			2 <1%	15 2%	24 3%	49 1%	89 3%	54 2%	61 2%	72 2%	
<b>Grand Total</b>	<b>3,0</b>	<b>3,140</b>	<b>3,10</b>	<b>3,143</b>	<b>3,2</b>	<b>3,33</b>	<b>3,41</b>	<b>3,3</b>	<b>3,</b>	<b>3, 1</b>	



## 2b Head Count Enrollment by Academic Program 2006

Source

Some schools do not confer all degrees/certificates.

Robert Jenkins  
Office of the Registrar

School	Enrollment Fall 200							
	Academic Program	Total	Non-Degree	Certificate	Bachelor	Master	Doctoral	Professional
<b>Dental Branch</b>								
	Post-graduate Certificate	3		39				
	Dental Hygiene	1		29	62			
	Master of Science	2				28		
	Doctor of Dental Surgery	2	1					281
	<b>DB Total</b>	<b>43</b>	<b>0</b>	<b>0</b>	<b>2</b>	<b>2</b>	<b>0</b>	<b>2</b> <b>1</b>
<b>Graduate School of Biomedical Sciences</b>								
	Biochemistry	2					28	
	Biomathematics	12				2	10	
	Biophysics	3					3	
	Cancer Biology	12				10	116	
	Cell and Regulatory Biology	0						
	Cell Biology	11				1	10	
	Environmental Molecular Carcinogenesis	1					19	
	Genes & Development					1	67	
	Genetic Counseling	12				12		
	Human & Molecular Genetics	2				3	23	
	Immunology	33				3	30	
	Integrative Biology	1				1		
	Medical Physics	30				8	22	
	Microbiology & Molecular Genetics	31				3	28	
	Molecular Biology					4	3	
	Molecular Pathology	22				3	19	
	Neuroscience	40				3	37	
	Oral Biomaterials	1				1		
	Pharmacology	10				1	9	
	Physiology	2					2	
	Radiation Biology	0						
	Regulatory Biology	0						
	Reproductive Biology					3	2	
	Toxicology					2	3	
	Virology/Gene Therapy	12					12	
	Non-degree	40	40					
	<b>GSBS Total</b>	<b>44</b>	<b>40</b>	<b>0</b>	<b>0</b>	<b>1</b>	<b>443</b>	<b>0</b>
<b>School of Health Information Sciences</b>								
	Non-degree	2	25					
	Health Informatics	4				31	17	
	<b>SHIS Total</b>	<b>3</b>	<b>2</b>	<b>0</b>	<b>0</b>	<b>31</b>	<b>1</b>	<b>0</b>
<b>Medical School</b>								
	Doctor of Medicine	1						871
	Clinical Research	41	33			8		
	<b>MS Total</b>	<b>12</b>	<b>33</b>	<b>0</b>	<b>0</b>	<b>0</b>	<b>0</b>	<b>1</b>

Enrollment Fall 200							
School	Total	Non-Degree	Certificate	Bachelor	Master	Doctoral	Professional
<b>School of Nursing</b>							
Bachelor of Science in Nursing – Generic	23			263			
Bachelor of Science in Nursing/RN–Accelerated	3			53			
Master of Science in Nursing							
Acute Care	22				22		
Administration	21				21		
Adult Nurse Practitioner	34				34		
Critical Care	3				3		
Emergency Nursing	2				26		
Family Nurse Practitioner	22				22		
Gerontological Nursing	1				17		
Neonatal					6		
Nurse Anesthesia	32				32		
Oncological Nursing					5		
Pediatric Nursing	2				25		
Psychiatric Nursing					9		
San Antonio MSN	11				115		
Women's Health	1				16		
Non-degree	24	24					
Doctor of Nursing Practice	1					16	
Doctor of Science in Nursing	44					44	
<b>SON Total</b>	<b>3</b>	<b>24</b>	<b>0</b>	<b>31</b>	<b>33</b>	<b>0</b>	<b>0</b>
Austin Program							
Austin Program	24		24				
Baylor - Distance Education - Outreach	1	17					
Behavioral Sciences	2					28	
Biological Science	4				3	1	
Biometry					27	30	
Biostatistics	3	1			1	1	
Community Health Practice	0				41	9	
Concurrent Enrollment	13	13					
Disease Control	1				44	7	
Environmental Sciences	11				2	9	
Epidemiology	10				91	59	
Health Promotion/Education	12				105	23	
Health Service Organization	3				48	25	
International/Family Health	2				22	7	
Management & Policy Sciences	3					36	
Nutrition/Population Studies							
Occupational /Environmental	3				27	8	
Public Health - Houston							
Regional Campuses							
Brownsville	1		4		12		
Dallas	4	1	5		39		
El Paso	3	2	3		34		
San Antonio	4	3	6		45		
No discipline		25	42				
<b>SPH Total</b>	<b>30</b>	<b>2</b>	<b>4</b>	<b>0</b>	<b>41</b>	<b>243</b>	<b>0</b>

## 2b Head Count Enrollment by Residency 1997-2006

Source  
Robert Jenkins  
Office of the Registrar

a Fall 2005 totals do not include 74 students admitted as visitors in the wake of Hurricane Katrina. These include 6 students at the Graduate School, 14 students at the School of Nursing, and 54 students at the School of Public Health.

School	Enrollment per fall term									
Residency	1997	1998	1999	2000	2001	2002	2003	2004	2005 <sup>a</sup>	2006
<b>Dental Branch</b>										
Texas Resident	329	331	337	334	360	368	370	357	369	401
Out-of-state	18	22	22	22	32	29	21	14	17	26
Foreign	24	24	20	18	22	16	19	6	4	12
<b>DB Total</b>	<b>3 1</b>	<b>3</b>	<b>3</b>	<b>3 4</b>	<b>414</b>	<b>413</b>	<b>410</b>	<b>3</b>	<b>3 0</b>	<b>43</b>
<b>GSBS</b>										
Texas Resident	180	164	150	155	171	181	190	198	189	209
Out-of-state	141	154	142	142	148	144	149	144	164	144
Foreign	139	143	132	119	124	140	151	172	186	191
<b>GSBS Total</b>	<b>4 0</b>	<b>4 1</b>	<b>424</b>	<b>41</b>	<b>443</b>	<b>4</b>	<b>4 0</b>	<b>14</b>	<b>3</b>	<b>44</b>
<b>School of Health Information Sciences</b>										
Texas Resident	8	14	29	37	45	44	49	40	37	54
Out-of-state							1	3		
Foreign			7	8	19	18	24	21	18	19
<b>SHIS Total</b>		<b>14</b>	<b>3</b>	<b>4</b>	<b>4</b>	<b>2</b>	<b>4</b>	<b>4</b>		<b>3</b>
<b>Medical School</b>										
Texas Resident	789	806	816	805	812	804	813	818	847	861
Out-of-state	45	28	15	11	18	17	21	24	19	27
Foreign	2			1		4	3	5	3	24
<b>MS Total</b>	<b>3</b>	<b>34</b>	<b>31</b>	<b>1</b>	<b>30</b>	<b>2</b>	<b>3</b>	<b>4</b>		<b>12</b>
<b>School of Nursing</b>										
Texas Resident	451	485	493	494	549	580	587	647	690	638
Out-of-state	92	86	75	80	93	98	105	99	105	96
Foreign	5	5	10	7	4	5	6	14	14	19
<b>SON Total</b>	<b>4</b>			<b>1</b>	<b>4</b>	<b>3</b>		<b>0</b>	<b>0</b>	<b>3</b>
<b>School of Public Health</b>										
Texas Resident	698	700	722	729	710	725	747	669	682	713
Out-of-state	87	88	87	69	71	63	59	51	97	57
Foreign	81	90	113	112	109	99	102	117	146	160
<b>SPH Total</b>			<b>22</b>	<b>10</b>	<b>0</b>		<b>0</b>	<b>3</b>	<b>2</b>	<b>30</b>
<b>UTHSC-H Total</b>										
Texas Resident	2,455	2,500	2,547	2,554	2,647	2,702	2,756	2,729	2,814	2,876
Out-of-state	383	378	341	324	362	351	356	335	402	350
Foreign	251	262	282	265	278	282	305	335	371	425
<b>Grand Total</b>	<b>3,0</b>	<b>3,140</b>	<b>3,1 0</b>	<b>3,143</b>	<b>3,2</b>	<b>3,33</b>	<b>3,41</b>	<b>3,3</b>	<b>3,</b>	<b>3, 1</b>



# Full-Time Equivalent (FTE) Enrollment 1997-2006

Source  
Robert Jenkins  
Office of the Registrar

a Fall 2005 totals do not include 74 students admitted as visitors in the wake of Hurricane Katrina. These 74 students equate to 69.82 FTE.

School	Enrollment per fall term									
	1997	1998	1999	2000	2001	2002	2003	2004	2005 <sup>a</sup>	2006
Residency										
Dental Branch	360.27	365.56	369.31	362.68	373.08	376.17	378.72	370.84	380.69	411.92
Graduate School of Biomedical Sciences	428.10	425.21	391.55	388.35	409.11	440.47	464.55	482.22	513.45	512.07
School of Health Information Sciences	2.32	8.64	26.93	28.71	43.11	42.68	827.17	43.10	39.70	50.09
Medical School	836.00	834.00	831.00	818.00	830.00	818.29	53.91	837.27	856.94	874.75
School of Nursing	460.34	484.67	493.33	505.26	572.08	592.06	605.74	661.26	660.61	642.53
School of Public Health	518.89	538.60	556.20	535.57	507.08	554.07	561.6	543.26	609.91	629.66
<b>Grand Total</b>	<b>2,012</b>	<b>2,012</b>	<b>2,032</b>	<b>2,031</b>	<b>2,344</b>	<b>2,234</b>	<b>2,011</b>	<b>2,031</b>	<b>3,013.0</b>	<b>3,121.02</b>

## Graduate School of Biomedical Sciences Students by Institutional Affiliation 1997-2006

Source  
Jon Wiener  
Graduate School of Biomedical Sciences

a In Fall 1995, all faculty previously appointed in the GSBS were organizationally relocated to other schools. As such, students are now affiliated with faculty members' organizational location.  
b Includes 5 students from the Institute of Molecular Medicine.  
c Registered, non-degree students and students who have not formally chosen an advisor.  
d GSBS totals do not tie to certified enrollment reports due to timing issues.

School	Students per fall term										
Affiliation	1997	1998	1999	2000	2001	2002	2003	2004	2005	2006	
<b>The University of Texas Health Science Center at Houston</b>											
Dental Branch	8	4	7	4	4	3	5	5	7	2	
Graduate School of Biomedical Sciences <sup>a</sup>											
Medical School	160	149	150	120	123	120	135	126	144	136	
School of Public Health	11	9	12	12	10	13	15	6	7	6	
<b>Subtotal UTHSC-H<sup>b</sup></b>	<b>1</b>	<b>1</b>	<b>2</b>	<b>1</b>	<b>13</b>	<b>13</b>	<b>13</b>	<b>1</b>	<b>13</b>	<b>1</b>	<b>14</b>
<b>UT MD Anderson Cancer Center</b>	<b>242</b>	<b>227</b>	<b>239</b>	<b>233</b>	<b>246</b>	<b>228</b>	<b>283</b>	<b>262</b>	<b>254</b>	<b>276</b>	
<b>Texas A&amp;M Inst of Bioscience and Technology</b>	<b>5</b>	<b>7</b>	<b>16</b>	<b>14</b>	<b>13</b>	<b>12</b>	<b>12</b>	<b>6</b>	<b>5</b>	<b>5</b>	
<b>Other<sup>c</sup></b>	<b>32</b>	<b>46</b>	<b>36</b>	<b>43</b>	<b>47</b>	<b>89</b>	<b>28</b>	<b>88</b>	<b>125</b>	<b>99</b>	
<b>Grand Total<sup>d</sup></b>	<b>4</b>	<b>442</b>	<b>40</b>	<b>41</b>	<b>443</b>	<b>4</b>	<b>4</b>	<b>43</b>	<b>3</b>	<b>2</b>	

## 2b Licensure Examination Results 2006

---

### June 200 Western Regional Dental Examining Board Results

Exam	Total examined	Total passed	Percent passed
WREB Dental Exam	2		88.7%

Source  
Rhnea Holt  
Dental Branch

### June 200 Western Regional Dental Hygienist Examining Board Results

Exam	Total examined	Total passed	Percent passed
WREB Dental Exam	3	34	97.0%
State Board Jurisprudence Exam	3	3	100.0%

Source  
Rhnea Holt  
Dental Branch

### United States Medical Licensure Examination Results

Exam	Total examined	Total passed	Percent passed
USMLE Step 3 Exam	145	138	95%

Source  
Patricia Caver  
Medical School

### Texas State Board of Nursing Examiners Results

Exam	Total examined	Total passed	Percent passed
State Board Exam	144	134	93%

Source  
Laurie Rutherford  
School of Nursing

# Degrees Conferred by School 997-2006

Source  
Robert Jenkins  
Office of the Registrar

– Indicates the program was not in place that year; i.e., the DSN program was instituted in Fall 1996, the MS in Health Informatics began in Fall 1998.

Note: Data in all degrees conferred tables represent UTHSC-H's certified degrees conferred per the Texas Higher Education Coordinating Board's CBM-009 report.

School	Degrees conferred per fall term												
Degree	1997	1998	1999	2000	2001	2002	2003	2004	2005	2006			
<b>Dental Branch</b>													
Certificate													
Post-graduate Certificate	26	30	34	35	33	40	32	19	40	19			
Dental Hygiene Certificate	34	35	31	35	39	34	39	27	16	12			
Bachelor								10	22	35			
Master	19	15	19	12	16	20	14	17	22	12			
Professional	62	62	57	64	55	62	59	59	65	64			
<b>DB Total</b>	<b>141</b>	<b>142</b>	<b>141</b>	<b>14</b>	<b>143</b>	<b>1</b>	<b>144</b>	<b>132</b>	<b>1</b>	<b>142</b>			
<b>Graduate School of Biomedical Sciences</b>													
Master	30	31	37	28	25	23	33	24	25	34			
Doctorate	38	48	61	46	42	52	53	53	59	62			
<b>GSBS Total</b>				<b>4</b>					<b>4</b>				
<b>School of Health Information Sciences</b>													
Certificate	-	-	-	-	-	-	-	-	-	-			
Bachelor	14	-	-	-	-	-	-	-	-	-			
Master	-	-	-	3	15	12	8	23	18	11			
Doctoral	-	-	-	-	-	-	1	2		3			
<b>SHIS Total</b>	<b>14</b>	<b>0</b>	<b>0</b>	<b>3</b>	<b>1</b>	<b>12</b>		<b>2</b>	<b>1</b>	<b>14</b>			
<b>Medical School</b>													
Master	-	-	-	-	-		1	3	3	2			
Professional	192	208	195	201	186	214	185	191	185	205			
<b>MS Total</b>	<b>1</b>	<b>20</b>	<b>1</b>	<b>201</b>	<b>1</b>	<b>214</b>	<b>1</b>	<b>1</b>	<b>4</b>	<b>1</b>	<b>20</b>		
<b>School of Nursing</b>													
Bachelor	83	91	91	91	97	116	127	135	158	167			
Master	112	92	110	119	132	92	105	108	124	113			
Doctorate	-	-	3	3	3		1	6	9	2			
<b>SON Total</b>	<b>1</b>	<b>1</b>	<b>3</b>	<b>204</b>	<b>213</b>	<b>232</b>	<b>20</b>	<b>233</b>	<b>24</b>	<b>2</b>	<b>1</b>	<b>2</b>	<b>2</b>
<b>School of Public Health</b>													
Master	129	149	123	116	115	123	119	169	158	175			
Doctorate	37	26	28	26	32	31	28	44	42	32			
<b>SPH Total</b>	<b>1</b>	<b>1</b>	<b>1</b>	<b>1</b>	<b>142</b>	<b>14</b>	<b>1</b>	<b>4</b>	<b>14</b>	<b>213</b>	<b>200</b>	<b>20</b>	
<b>UTHSC-H Total</b>													
Certificate													
Post-graduate Certificate	26	30	34	35	33	40	32	19	40	19			
Dental Hygiene Certificate	34	35	31	35	39	34	39	27	16	12			
Bachelor	97	91	91	91	97	116	127	145	180	202			
Master	290	287	289	278	303	270	279	344	350	347			
Doctorate	75	74	92	75	77	83	83	105	110	99			
Professional	254	270	252	265	241	276	245	250	250	269			
<b>Grand Total</b>					<b>0</b>	<b>1</b>	<b>0</b>	<b>0</b>	<b>4</b>	<b>4</b>			

## 2b Degrees Conferred by Level and Ethnicity 2002-2006

Source

Percentage totals may not equal 100 due to rounding.

Robert Jenkins  
Office of the Registrar

School	Ethnicity per fall term									
	Degree per fall term	Total	Asian %	Black %	Foreign %	Hispanic %	Am Indian %	White %	Unident %	
<b>Dental Branch</b>										
<b>Certificates</b>										
Fall 2002	74	8 11%	2 3%	8 11%	9 12%			47 64%		
Fall 2003	1	8 11%	3 4%	6 8%	6 8%			48 68%		
Fall 2004	4	3 7%	5 11%	5 11%	8 17%			25 54%		
Fall 2005		14 25%		5 9%	8 14%			28 50%	1 2%	
Fall 2006	31	11 35%	1 3%		1 3%			18 58%		
<b>Bachelor Degrees</b>										
Fall 2004	10	1 10%	0 0%	0 0%	2 20%	0 0%		7 70%		
Fall 2005	22	2 14%			4 18%	1 5%		14 64%		
Fall 2006	3	2 6%	1 3%		7 20%			25 71%		
<b>Master Degrees</b>										
Fall 2002	74	8 11%	2 3%	8 11%	9 12%			47 64%		
Fall 2003	1	8 11%	3 4%	6 8%	6 8%			48 68%		
Fall 2004	4	3 7%	5 11%	5 11%	8 17%			25 54%		
Fall 2005	22	4 18%		4 18%	1 5%			13 59%		
Fall 2006	12	3 25%	1 8%					8 67%		
<b>Professional Degrees</b>										
Fall 2002	2	19 31%	1 2%		2 3%			40 65%		
Fall 2003		18 31%	4 7%		1 2%			36 61%		
Fall 2004		19 32%	3 5%		3 5%			33 56%	1 2%	
Fall 2005		16 25%	2 3%	1 2%	12 18%	1 2%		33 51%		
Fall 2006	4	17 27%		1 2%	11 17%			34 53%	1 2%	
<b>Graduate School of Biomedical Sciences</b>										
<b>Master Degrees</b>										
Fall 2002	23	2 9%		5 22%	3 13%	1 4%		12 52%		
Fall 2003	33	3 9%	2 6%	3 9%	3 9%			22 67%		
Fall 2004	24	4 17%		3 13%	2 8%			13 54%	2 8%	
Fall 2005	2	1 4%	1 4%	3 12%	3 12%			17 68%		
Fall 2006	34	1 3%	2 6%	5 15%	5 15%	1 3%		19 56%	1 3%	
<b>Doctoral Degrees</b>										
Fall 2002	2	9 17%	4 8%	16 31%		1 2%		22 42%		
Fall 2003	3	5 9%	2 4%	22 42%	3 6%			21 40%		
Fall 2004	3	7 13%		15 28%	3 6%			28 53%		
Fall 2005		10 17%		21 36%	2 3%			26 44%		
Fall 2006	2	8 13%		15 24%	4 6%			35 56%		
<b>School of Health Information Sciences</b>										
<b>Master Degrees</b>										
Fall 2002	12	1 8%	1 8%	4 33%				6 50%		
Fall 2003		3 38%		2 25%	1 13%			2 25%		
Fall 2004	23	7 30%		10 43%	1 4%			5 22%		
Fall 2005	1	2 11%	2 11%	8 44%		1 6%		5 28%		
Fall 2006	11	2 18%	1 9%	3 27%				5 45%		
<b>Doctoral Degrees</b>										
Fall 2003	1							1 100%		
Fall 2004	2			1 50%				1 50%		



School		Ethnicity per fall term									
Degree per fall term	Total	Asian %	Black %	Foreign %	Hispanic %	Am Indian %	White %	Unident %			
<b>Medical School</b>											
<b>Professional Degrees</b>											
Fall 2002	214	31 14%	4 2%		26 12%	3 1%	150 70%				
Fall 2003	1	27 15%	4 4%		14 8%		140 76%				
Fall 2004	11	22 12%	3 2%		18 9%		148 77%				
Fall 2005	1	14 8%	9 5%	1 1%	25 14%	2 1%	130 7%	4 2%			
Fall 2006	20	23 11%	4 2%		30 15%		142 69%	6 3%			
<b>Master Degrees</b>											
Fall 2003	1			1 100%							
Fall 2004	3			1 33%			2 67%				
Fall 2005	3			1 33%			2 67%				
Fall 2006	2						2 100%				
<b>School of Nursing</b>											
<b>Bachelor Degrees</b>											
Fall 2002	11	13 11%	19 16%	1 1%	16 14%		67 58%				
Fall 2003	12	10 8%	16 13%	1 1%	17 13%		83 65%				
Fall 2004	13	17 13%	20 15%	2 1%	14 10%		80 59%	2 1%			
Fall 2005	1	24 15%	15 9%	2 1%	23 15%	1 1%	93 59%				
Fall 2006	1	27 16%	14 8%	3 2%	22 13%		100 60%	1 1%			
<b>Master Degrees</b>											
Fall 2002	2	10 11%	5 5%	2 2%	10 11%		65 71%				
Fall 2003	10	7 7%	7 7%		9 9%	1 1%	81 77%				
Fall 2004	10	7 6%	6 6%		8 7%	1 1%	86 80%				
Fall 2005	124	11 9%	7 6%	4 3%	9 7%	1 1%	92 74%				
Fall 2006	113	15 13%	6 5%		6 5%	1 1%	82 73%	3 3%			
<b>Doctoral Degrees</b>											
Fall 2003 (note: there were 0 in 2002)	1						1 100%				
Fall 2004		1 17%			2 33%		3 50%				
Fall 2005		1 11%			1 11%		7 78%				
Fall 2006	2		1 50%				1 50%				
<b>School of Public Health</b>											
<b>Master Degrees</b>											
Fall 2002	123	19 15%	7 6%	13 11%	16 13%		67 54%	1 1%			
Fall 2003	11	19 16%	6 5%	15 13%	19 16%		56 47%	4 3%			
Fall 2004	1	22 13%	16 9%	28 17%	25 15%		77 46%	1 1%			
Fall 2005	1	25 16%	10 6%	26 16%	28 18%		65 14%	4 3%			
Fall 2006	1	19 11%	8 5%	23 13%	30 17%		89 51%	6 3%			
<b>Doctoral Degrees</b>											
Fall 2002	31		2 6%	5 16%	2 6%	3 10%	18 58%	1 3%			
Fall 2003	2	6 21%	4 14%	5 18%	1 4%		12 43%				
Fall 2004	44	3 7%	2 5%	7 16%	2 5%		30 68%				
Fall 2005	42	9 21%	6 14%	12 29%	1 2%	1 2%	12 29%	1 2%			
Fall 2006	32	1 3%	3 9%	6 19%	5 16%		15 47%	2 6%			
<b>UTHSC-H Total</b>											
Fall 2002	1	113 14%	4 %	0 %	11%	1%	04 2%	2 <1%			
Fall 2003	0	10 13%	4 %	%	4 %	1 <1%	13 4%	4 <1%			
Fall 2004	0	11 13%	%	%	0 10%	1 <1%	4 1%	1%			
Fall 2005	4	134 14%	2 %	%	11 12%	1%	3 %	10 1%			
Fall 2006	4	12 14%	42 4%	%	121 13%	2 <1%	1%	20 2%			

## 2b Degrees Conferred by Academic Program 2006

Source

Robert Jenkins  
Office of the Registrar

Totals include degrees awarded between September 1, 2005 and August 31, 2006.

Students enrolled simultaneously in two programs (i.e., MD/PhD program) are counted in only the program for which they have received their degree or certificate.

Schools do not confer all degrees/certificates.

School	Degrees Conferred Fiscal Year 2006													
Academic Program	Total	Undrgrd Certif	Postgrd Certif	BS	BSN	MPH	MS	MSN	MD	DDS	DSN	DrPH	PhD	
<b>Dental Branch</b>														
Dental Hygiene	4	12		35										
Dental Education	4									64				
Advanced Education														
Dental Public Health			6											
Endodontics	4		2				2							
General Practice			6											
Oral & Maxillofacial Surgerv			5											
Oral & Maxillofacial Pathology	0													
Orthodontics & Dentofacial Orthopedics	12		6				6							
Pediatric Dentistry			5											
Periodontics	3						3							
Prosthodontics	2		1				1							
<b>DB Total</b>	<b>14</b>	<b>12</b>	<b>31</b>	<b>3</b>	<b>0</b>	<b>0</b>	<b>12</b>	<b>0</b>	<b>0</b>	<b>4</b>	<b>0</b>	<b>0</b>	<b>0</b>	
<b>GSBS</b>														
Anatomy														
Biochemistry							2						7	
Biomathematics	1						1							
Biomedical Sciences	0													
Biophysics	0													
Cancer Biology	1						5						14	
Cell Biology	2												2	
Environmental and Molecular Carcinogenesis	3												3	
Genes and Development	13						3						10	
Genetic Counseling							6							
Human Genetics	3												3	
Immunology	4												4	
Integrative Biology	1												1	
Medical Physics	11						9						2	
Microbiology													5	
Molecular Biology	3												3	
Molecular Genetics	2						2							
Molecular Pathology	4						3						1	
Neuroscience							1						5	
Nuclear Medicine	0													
Nutrition	0													
Oral Biomaterials	0													
Pharmacology	0													
Physiology	0													
Radiation Biology	0													
Regulatory Biology	0													
Reproductive Biology	1						1							
Sensory Sciences	0													
Toxicology	1												1	
Tumor Biology	0													
Virology	2						1						1	
<b>GSBS Total</b>		<b>0</b>	<b>0</b>	<b>0</b>	<b>0</b>	<b>0</b>	<b>34</b>	<b>0</b>	<b>0</b>	<b>0</b>	<b>0</b>	<b>0</b>	<b>2</b>	

School Degrees Conferred Fiscal Year 200													
Academic Program	Total	Undrgrd Certif	Postgrd Certif	BS	BSN	MPH	MS	MSN	MD	DDS	DSN	DrPH	PhD
<b>School of Health Information Sciences</b>													
Health Informatics	14						11					3	
<b>Medical School</b>													
Clinical Research	1						1						
Medicine	20								205				
<b>MS Total</b>	<b>20</b>	<b>0</b>	<b>0</b>	<b>0</b>	<b>0</b>	<b>0</b>	<b>1</b>	<b>0</b>	<b>20</b>	<b>0</b>	<b>0</b>	<b>0</b>	<b>0</b>
<b>School of Nursing</b>													
Nursing-Generic	13				135								
Nursing/RNand Accelerated	32				32								
Nursing-Doctoral Graduates	2										2		
<b>Nursing-Masters Graduates</b>													
Acute Care								8					
Adult Nurse Practitioner	12							12					
ClinicalCare	1							1					
Emergency Nursing	11							11					
Family Nurse Practitioner								9					
Gerontological Nursing	4							4					
Neonatal								8					
Nurse Anesthesia	3							39					
Oncological Nursing	4							4					
Pediatrics								5					
Psychiatric Nursing	3							3					
Women's Health								9					
<b>SON Total</b>	<b>22</b>	<b>0</b>	<b>0</b>	<b>0</b>	<b>1</b>	<b>0</b>	<b>0</b>	<b>113</b>	<b>0</b>	<b>0</b>	<b>2</b>	<b>0</b>	<b>0</b>
<b>School of Public Health</b>													
Behavioral Sciences													5
Biological Sciences	1												1
Biometry							7						
Community Health Practice	1					17						1	
Disease Control	2					21						4	
Environmental Sciences	1												1
Epidemiology	1					1	9						8
Health Promotion/Education	2					24						2	
HealthService Organization	23					18						5	
International/Family Health	20					18						2	
ManagementandPolicy Sciences	1												1
Nutrition/Population Studies	0												
Occupational/Environmental	10					8						2	
<b>Regional Campus Programs</b>													
Brownsville						6							
Dallas	1					18							
El Paso						9							
San Antonio	1					19							
<b>SPH Total</b>	<b>20</b>	<b>0</b>	<b>0</b>	<b>0</b>	<b>0</b>	<b>1</b>	<b>1</b>	<b>0</b>	<b>0</b>	<b>0</b>	<b>0</b>	<b>1</b>	<b>1</b>



## 2b Profile of Medical School Residents July 2006

Source

Includes residents in ACGME-accredited programs.

April A. Bass  
Medical School

Discipline	Total	Gender		Ethnicity July 200					
		Male	Female	White	Black	Hispanic	Asian	Am Indian	Uniden/oth
Adolescent Medicine	2		2	2					
Anesthesiology	3	48	35	49	6	6	21		1
Cardiovascular Disease	1	16	1	8	1	1	7		
Child & Adolescent Psychiatry		2	6	3	1	1	3		
Child Neurology	3	2	1	2			1		
Clinical Cardiac Electrophysiology	2	1	1			1			1
Clinical Neurophysiology	2	1	1				2		
Colon & Rectal Surgery	4	2	2	3			1		
Critical Care Anesthesia	1	1		1					
Dermatology	1	4	11	11		2	2		
Dermatopathology	1		1	1					
Diagnostic Radiology	4	31	18	26	1	2	19		1
Emergency Medicine	30	15	15	19	3	1	7		
Endocrinology, Diabetes & Metabolism	4		4	1	1		2		
Family Practice	3	18	20	7	6	7	18		
Gastroenterology	10	8	2	6	1		3		
General Surgery	44	33	11	22	5	1	15	1	
Infectious Diseases	12	7	5	5	1	4	2		
Internal Medicine	13	82	53	51	10	12	62		
Internal Medicine/Pediatrics	1	9	8	7	3	4	3		
Interventional Cardiology	3	2	1	1			2		
Medical Genetics	1		1			1	0		
Neonatal Perinatal Medicine		1	5	2		4	0		
Nephrology	11	5	6	4	1		6		
Neurology	1	6	11	5	1	2	9		
Obstetrics & Gynecology LBJ Hospital	1	1	18	4	9	5	0		1
Obstetrics & Gynecology Memorial Hermann	23	4	19	19	2		2		
Occupational Medicine	4	2	2	1	1		2		
Ophthalmology		6	3	3		3	3		
Orthopaedic Surgery	1	14	2	14	1		1		
Otolaryngology	12	9	3	10		1	1		
Pathology	2	8	21	8	1	8	12		
Pediatric Critical Care Medicine	3	3		1		1	1		
Pediatric Endocrinology	2		2	1		1			
Pediatric Infectious Diseases	1		1			1			
Pediatric Nephrology	3	1	2	1		2			
Pediatric Pulmonology	2		2				2		
Pediatric Surgery	2	2		2					
Pediatrics	3	17	46	25	12	9	17		
Physical Medicine & Rehabilitation	1	9	6	7	1	2	5		
Plastic & Reconstructive Surgery	4	4		2			2		
Psychiatry	2	10	17	10	4	3	10		
Pulmonary Disease & Critical Care Medicine		6	3	2		3	4		
Rheumatology	4	1	3	1		1	2		
Spinal Cord Injury Medicine	1	1					1		
Surgical Critical Care	1		1	1					
Transitional	14	7	7	7		1	6		
Urology	11	7	4	6			4		1
Vascular Neurology	4	3	1	3			1		
Vascular Surgery	2	1	1				2		
<b>Grand Total</b>		<b>410</b>	<b>3</b>	<b>3 4</b>	<b>2</b>	<b>0</b>	<b>2 3</b>	<b>1</b>	

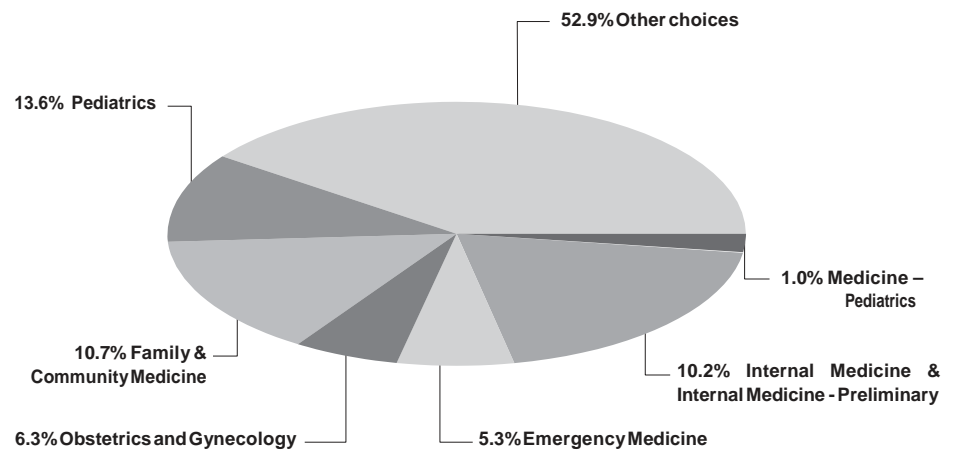
# Medical School Graduating Class Specialty Choices 2006

Source  
Patricia Caver  
MedicalSchool

The students who completed their MD degrees at UTHSC-H requested residency training positions in the specialty areas indicated; of the 206 graduates in May 2006 86 (41.5%) chose a primary care specialty.  
a Students who are already matched to a PGY-2 position are counted with that specialty and not with the specialty represented by their PGY-1 position.

Note: Numbers may not add due to rounding.

Specialty		Graduates 200	
	Number	Percentage	
<b>Pediatrics</b>	28	13.6%	
<b>Anesthesiology</b>	22	10.7%	
<b>Family &amp; Community Medicine</b>	22	10.7%	
<b>Internal Medicine</b>	20	9.7%	
<b>Psychiatry</b>	15	7.3%	
<b>Obstetrics/Gynecology</b>	13	6.3%	
<b>Surgery</b>	12	5.8%	
<b>Emergency Medicine</b>	11	5.3%	
<b>Surgery-Preliminary</b>	10	4.9%	
<b>Diagnostic Radiology</b>	9	4.4%	
<b>Orthopaedic Surgery</b>	7	3.4%	
<b>Pathology</b>	7	3.4%	
<b>Deferred<sup>a</sup></b>	4	1.9%	
<b>Ophthalmology</b>	4	1.9%	
<b>Neurology</b>	2	1.0%	
<b>Dermatology</b>	2	1.0%	
<b>Internal Medicine - Pediatrics</b>	2	1.0%	
<b>Oral/Maxillofacial Surgery</b>	2	1.0%	
<b>Otolaryngology</b>	2	1.0%	
<b>Pediatric Neurology</b>	2	1.0%	
<b>Physical Medicine/Rehabilitation</b>	2	1.0%	
<b>Psychiatry/Child Psychiatry</b>	2	1.0%	
<b>Translational</b>	2	1.0%	
<b>Internal Medicine-Preliminary</b>	1	0.5%	
<b>Medical Genetics</b>	1	0.5%	
<b>Neurological Surgery</b>	1	0.5%	
<b>Urology</b>	1	0.5%	



## 2b Dental Branch Residents/Postgraduate Students 2006

Source  
Phil Pierpont  
Dental Branch

Note: Oral & Maxillofacial Surgery residents are not included in the Dental Branch's Texas Higher Education Coordinating Board-certified enrollment count (see on page 76) as they do not register in courses or pay tuition.

Discipline	Total	Gender		Ethnicity Fall 200						
		Male	Female	White	Black	Hispanic	Asian	Am Indian	Foreign	Other
Endodontics		4	2	4		1	1			
General Dentistry (GPR)		3	5	2		1	3		2	
General Dentistry (AEGD)		2	4			1	4		1	
Oral and Maxillofacial Surgery	2	24	3	15			5		7	
Orthodontics and Dentofacial Orthopedics	14	8	6	9			2		3	
Pediatric Dentistry	11	7	4	7	1	1	2			
Periodontics	10	4	6	3			4		3	
Prosthodontics	12	7	5	2	1	4	4		1	
<b>Grand Total</b>	<b>4</b>		<b>3</b>	<b>42</b>	<b>2</b>		<b>2</b>	<b>0</b>	<b>1</b>	<b>0</b>

The UTHSC-H Postgraduate School of Dentistry is composed of three types of students: postgraduate, graduate, and resident.

A postgraduate student is a dentist registering and paying tuition and fees for courses leading to a certificate in advanced general dentistry or a dental specialty area.

A graduate student is a dentist registering and paying tuition and fees for courses leading to a master of science degree and a certificate in advanced general dentistry or a dental specialty area.

A resident is a dentist who receives training in a specialty area, is paid a stipend, and who receives a certificate of completion. Residents do not register in courses, nor do they pay tuition.

**Source**

James Fore

Office of Student Financial Services

Award information is given by academic year (i.e., 2006 = Fall 2005 through Summer 2006).

a June 30, 1993, the Department of Education initiated a new default rate calculation for the Perkins Loan Program. The new default rate calculation, called the Cohort Default Rate, looks at borrowers entering repayment in a specific one-year period. As of June 30, 2006, the Cohort Default Rate for the Perkins Loan Program was 1.27% for the Year Ending June 30, 2006.

b Principal and interest, investment income and late fees.

c As of June 30, 2006 overall default rates.

d Previously reported 2005 figures revised.

Category	Profile per academic year									
Awards	1997	1998	1999	2000	2001	2002	2003	2004	2005	2006
<b>Federal Grant Awards</b>										
NDSLSP-Perkins <sup>a,d</sup>	\$74,238	\$127,600	\$111,491	\$81,683	\$79,840	\$75,677	\$75,677	\$75,776		
HPSLP-Dental			23,147	11,718		163,805				
HPSLP-Medical		72,770			6,662					
Nursing SLP - undergraduate										
Nursing SLP - graduate	2,932	3,736	4,097	1,033	4,140			18,931	18,931	
LDS-Dental						2,390				
LDS-Medical					16,993	13,060	18,348			
<b>Federal Grant Total</b>	<b>\$ ,1 0</b>	<b>\$204,10</b>	<b>\$13 , 3</b>	<b>\$ 4,434</b>	<b>\$10 , 3</b>	<b>\$2 4, 32</b>	<b>\$ 4,02</b>	<b>\$ 4, 0</b>	<b>\$1 , 31</b>	<b>\$0</b>
<b>Institutional Matching</b>										
NDSLSP-Perkins <sup>a,d</sup>	\$24,746	\$42,534	\$37,164	\$27,228	\$26,614	\$25,226	\$25,226	\$25,226		
HPSLP-Dental			2,572	1,302		18,201				
HPSLP-Medical		8,086			741					
Nursing SLP - undergraduate										
Nursing SLP - graduate	326	416	456	115	460			2,104	2,104	
LDS-Dental						266				
LDS-Medical					1,889	1,452	2,039			
<b>Institutional Matching Total</b>	<b>\$2 ,0 2</b>	<b>\$ 1,03</b>	<b>\$40,1 2</b>	<b>\$2 , 4</b>	<b>\$2 , 04</b>	<b>\$4 ,14</b>	<b>\$2 , 2</b>	<b>\$2 ,330</b>	<b>\$2,104</b>	<b>\$0</b>
<b>Collections<sup>b</sup></b>										
NDSLSP-Perkins <sup>a,d</sup>	\$500,976	\$506,585	\$520,013	\$524,103	\$395,647	\$708,325	\$1,143,862	\$915,865	\$997,999	1,344,652
HPSLP-Dental <sup>d</sup>	126,422	120,297	109,927	119,820	242,194	126,723	110,476	42,111	807,665	811,625
HPSLP-Medical <sup>d</sup>	279,394	263,627	262,317	321,505	63,489	639,281	620,096	475,294		
Nursing SLP - undergraduate <sup>d</sup>	48,472	40,480	36,181	26,280	17,604	22,099	18,526	10,465	4,818	6,979
Nursing SLP - graduate <sup>d</sup>	6,666	6,479	7,867	21,537	(5,257)	21,452	11,659	(4,027)	24,992	33,825
<b>LDS-Dental<sup>d</sup></b>									74,687	107,511
<b>LDS-Medical<sup>d</sup></b>									75,074	114,514
<b>NFLP<sup>d</sup></b>									16	520
<b>Collections Total</b>	<b>\$ 1, 30</b>	<b>\$ 3 ,4</b>	<b>\$ 3 ,30</b>	<b>\$1,013,24</b>	<b>\$ 13,</b>	<b>\$1, 1 , 0</b>	<b>\$1, 04, 1</b>	<b>\$1,43 , 0</b>	<b>\$1, ,2 2</b>	<b>\$2,41 , 2</b>
<b>Total Available in Federal Loan Funds</b>	<b>\$1,0 4,1 2</b>	<b>\$1,1 2, 10</b>	<b>\$1,11,232</b>	<b>\$1,13 ,324</b>	<b>\$ 1,01</b>	<b>\$1, 1 ,</b>	<b>\$2,02 , 0</b>	<b>\$1, 1, 4</b>	<b>\$2,00 ,2</b>	<b>\$2,41 , 2</b>
<b>Default Rates<sup>c</sup></b>										
NDSLSP-Perkins <sup>a</sup>	5.60%	4.76%	2.37%	7.69%	1.96%	2.93%	2.97%	1.12%	1.41%	1.38%
HPSLP-Dental	3.30%	2.51%	3.03%	2.77%	2.99%	1.44%	1.10%	0.81%	1.08%	1.02%
HPSLP-Medical	2.69%	2.48%	3.48%	3.86%	3.07%	2.86%	0.61%	0.39%	1.65%	0.25%
Nursing SLP - undergraduate	7.79%	7.49%	6.71%	6.82%	7.53%	6.24%	5.16%	4.68%	4.25%	3.81%
Nursing SLP - graduate			4.07%	4.07%	5.36%	3.73%	1.62%	1.45%	2.94%	1.11%

**Legend of Award Abbreviations**

NDSLSP National Direct Student Loan Program

LDS Loan for Disadvantaged Student

UG Undergraduate

GR Graduate

HPSLP Health Professions Student Loan Program

SLP Student Loan Program

GSLP Guaranteed Student Loan Program

NFLP Nurse Faculty Loan Program

## 2b Total Student Financial Aid Awards by School 1997-2006

Source  
James Fore  
Office of Student Financial Services

School	Number of Students and Total Award Amount									
	1997	Award	1998	Award	1999	Award	2000	Award	2001	Award
Dental Branch	285	\$5,135,470	285	\$5,459,311	282	\$5,398,206	278	\$5,832,047	277	\$6,024,760
Graduate School of Biomedical Sciences	89	1,092,386	99	1,341,209	117	1,551,545	84	1,174,687	104	1,556,246
School of Health Information Sciences	8	34,439					4	46,766	7	67,707
Medical School	682	13,732,928	697	13,855,715	696	15,463,676	636	15,936,763	688	16,499,043
School of Nursing	194	1,905,466	176	1,874,611	186	2,137,024	226	2,705,801	242	2,810,188
School of Public Health	170	1,857,925	177	1,840,478	187	2,058,639	186	2,375,987	193	2,545,711
<b>Grand Total</b>	<b>1,42</b>	<b>\$23, , 14</b>	<b>1,434</b>	<b>\$24,31,324</b>	<b>1,4</b>	<b>\$2 , 0 , 0 0</b>	<b>1,414</b>	<b>\$2 ,0 2,0 1</b>	<b>1, 11</b>	<b>\$2 , 03,</b>

School	Number of Students and Total Award Amount									
	2002	Award	2003	Award	2004	Award	2005	Award	2006	Award
Dental Branch	294	\$7,550,651	327	\$8,794,162	319	\$8,819,127	324	\$9,668,470	319	\$10,098,547
Graduate School of Biomedical Sciences	130	2,070,586	131	2,293,640	137	2,533,083	132	2,693,296	133	2,672,246
School of Health Information Sciences	12	85,104	11	110,051	22	234,484	15	239,955	11	198,939
Medical School	719	18,973,294	738	20,827,867	718	21,529,033	721	23,228,144	746	25,042,803
School of Nursing	268	3,248,887	323	4,679,332	321	4,860,601	350	5,939,091	377	5,863,146
School of Public Health	186	2,673,789	207	3,280,479	212	3,554,429	234	4,075,863	285	4,516,134
<b>Grand Total</b>	<b>1, 0</b>	<b>\$34, 02,311</b>	<b>1, 3</b>	<b>\$3 , , 32</b>	<b>1, 2</b>	<b>\$41, 30,</b>	<b>1,</b>	<b>\$4 , 44, 1</b>	<b>1, 1</b>	<b>4 ,3 1, 1</b>

# Student Financial Aid Awards by Major Program 997-2006

fb|2007

Source  
James Fore  
Office of Student Financial Services

Program	Awards									
	1997	1998	1999	2000	2001	2002	2003	2004	2005	2006
LDS–Dental	\$12,000	\$28,000	\$18,000	\$70,000	\$36,000	\$20,400	\$47,000	\$102,000	\$100,000	\$83,000
LDS– Medical	9,000	7,500	20,940	25,000	31,000	68,000	49,400	102,995	160,900	112,000
NDSL P – Perkins	661,736	565,320	892,403	777,059	716,340	596,580	745,900	1,477,296	1,812,319	426,400
HPSLP–Dental	371,200	506,081	310,088	517,678	523,717	429,662	442,000	460,842	490,000	491,500
Nursing SLP – Graduate	13,620	9,113	9,600	19,200	9,750	11,900	32,000	37,000	24,486	24,700
Nurse Faculty Loan Program										62,871
GSLP– Stafford	9,442,027	9,810,956	9,938,021	10,007,031	10,535,284	10,851,621	11,740,909	11,807,104	12,423,291	12,853,060
Health Education Assistance LP/Supplement LP	9,217,667	9,403,730	11,215,158	12,667,202	13,497,408	18,151,377	21,965,109	22,905,901	24,957,628	26,867,027
Institutional and other loans and scholarships	4,031,364	4,040,624	4,204,880	3,988,881	4,154,156	4,472,771	4,963,214	4,638,619	5,876,195	7,471,256
<b>Grand Total</b>	<b>\$2 ,758,6 4</b>	<b>\$24, 7 , 24</b>	<b>\$26,609,090</b>	<b>\$28,072,05</b>	<b>\$29,50,655</b>	<b>\$ 4,602,</b>	<b>\$ 9,985,5 2</b>	<b>\$4 ,5 ,757</b>	<b>\$45,844,89</b>	<b>\$48, 9 ,8 4</b>

# Average Student Financial Aid Awards by School 997-2006

Source  
James Fore  
Office of Student Financial Services

Program	Awards									
	1997	1998	1999	2000	2001	2002	2003	2004	2005	2006
Dental Branch	\$18,019	\$19,155	\$19,143	\$20,979	\$21,750	\$25,682	\$26,893	\$27,646	\$29,841	\$31,657
Graduate School of Biomedical Sciences	12,274	13,548	13,261	13,984	14,964	15,928	17,509	18,490	20,404	20,092
School of Health Information Sciences	4,305			11,692	9,672	7,092	10,005	10,704	15,997	18,085
Medical School	20,136	19,879	22,218	25,058	23,981	26,388	28,222	29,985	32,217	33,569
School of Nursing	9,822	10,651	11,489	11,973	11,612	12,123	14,487	15,142	16,969	15,552
School of Public Health	10,929	10,398	11,009	12,774	13,190	14,375	15,848	16,766	17,418	15,846
<b>Combined Average</b>	<b>\$12, 1</b>	<b>\$14, 2</b>	<b>\$1 ,424</b>	<b>\$1 ,0</b>	<b>\$1 , 2</b>	<b>\$1 , 31</b>	<b>\$1 , 2</b>	<b>\$1 ,</b>	<b>\$22,141</b>	<b>\$22,4</b>



## 2b Tuition and Fees 2006

Source  
Office of the Registrar

- a Total fees paid vary by program year.  
b UTHSC-H will waive the Health insurance fee upon proof of comparable insurance coverage.  
Tuition and fees information is per academic year (i.e., 2006 = Fall 2006 through Summer 2007) and will vary by school and program.

Level	Tuition and Fees	
	Resident	Non-Resident
<b>Undergraduate (BSN example)</b>		
Tuition—45 Hours	\$5,670	\$18,383
Fees		
Audit Fee (\$25 per course)	375	375
Student Service Fee	457	457
Print Fee	60	60
Lab Fee	16	16
Malpractice Insurance	15	15
Computer and Information Technology Fee	125	125
<b>Total Undergraduate (BSN)</b>	<b>\$ , 1</b>	<b>\$1 ,431</b>
<b>Graduate (SPH example)</b>		
Tuition—36 Hours	\$5,076	\$17,388
Fees		
Audit Fee (\$25 per course)	225	225
Student Service Fee	457	457
Installment Use Fee	15	15
Health Insurance <sup>b</sup>	1,039	1,039
Lab Fee	5	5
Malpractice/Liability	15	15
Library Fee	120	120
Computer and Information Technology Fee	186	186
<b>Total Graduate (SPH)</b>	<b>\$ ,13</b>	<b>\$1 ,4 0</b>
<b>Medical (MD)<sup>a</sup></b>		
Tuition	\$9,775	\$22,875
Fees		
Lab & Microscope Fees	95	95
Malpractice Insurance	25	25
Computer and Information Technology Fee	200	200
Library Fee	100	100
Technical Skills Fee	250	250
Student Service Fee	305	305
Health Insurance <sup>b</sup>	1,039	1,039
<b>Total Medical</b>	<b>\$11,</b>	<b>\$24,</b>
<b>Dental (DDS)<sup>a</sup></b>		
Tuition	\$10,125	\$20,925
Fees		
Instrument Kit Rental Fee	1,575	1,575
Lab	50	50
Liability Insurance	119	119
ASDA Student Activity Fee	120	120
InfoTech Access & Tech Resource Fees	1,010	1,010
Student Service Fee	393	393
Health Insurance <sup>b</sup>	1,039	1,039
Library Fee	75	75
<b>Total Dental</b>	<b>\$14, 0</b>	<b>\$2 ,30</b>



# Average Student Debt on Graduation 2000-2005

Source  
James Fore  
Office of Student Financial Services

a The FY 2005 MD debt total is restated from *Fact Book 2006*.  
b For FY 2006, only DDS and MD debt totals were available by press time.

School	Debt per Academic Year						
	2000	2001	2002	2003	2004	2005 <sup>a</sup>	2006 <sup>b</sup>
Dental Branch (DDS)	\$72,625	\$72,385	\$70,732	\$77,156	\$88,924	\$96,260	\$130,982
Dental Hygiene	13,866	13,294	14,644	16,880	18,801	30,798	
Dental Post Grad	55,971	85,223	46,951	35,147	46,375	58,686	
Graduate School of Biomedical Sciences	34,953	33,085	28,809	28,150	36,933	37,892	
School of Health Information Sciences			11,034		23,804	34,900	
Medical School (MD)	68,057	73,975	74,723	78,989	83,635	112,163	122,364
School of Nursing – Undergraduate	14,079	15,429	14,419	14,002	16,210	28,886	
School of Nursing – Graduate	28,729	31,799	29,914	33,164	34,374	29,491	
School of Public Health	25,152	24,643	28,044	28,557	27,522	40,030	

## Total Graduates by School 2006

Source Graduates as of August 31, 2006.  
Registrar's Office

School	Graduates
	Total
Dental Branch 1943	,1 2
Graduate School of Biomedical Sciences 1963	1, 04
School of Health Information Sciences 1998	
Medical School 1970	,20
School of Allied Health Sciences 1973	2,01
School of Nursing 1972	,4
School of Public Health 1967	4, 4
<b>Grand Total</b>	<b>2 ,312</b>

## 2b Student InterCouncil

---

### Source

Betty Vaughan  
Academic Affairs

The Student InterCouncil (SIC) is the recognized forum of student opinion and the primary vehicle for student participation in university governance. The organization comprises representatives from each of the six schools and from the minority and international student constituencies. The SIC contributes to the quality of student life by participating in the development and implementation of policies and procedures affecting students; providing funds to support special projects of individual students and other student organizations; representing student interests on external and internal committees; improving communication among the schools through the Student News and Views bimonthly publication; and planning and implementing activities that address the special needs of students. Each year, the SIC sponsors a fund raising event for student scholarships in each of the six schools.

---

### 2006-2007 SIC Members

#### President

Ms. Shannan Kilpatrick  
*Graduate School of Biomedical Sciences*

#### Vice President

Ms. Shohrae Hajibashi  
*Graduate School of Biomedical Sciences*

#### Secretary

Ms. Julia Shields  
*Medical School*

#### Treasurer

Mr. Christian Gutierrez  
*School of Public Health*

#### Historian

Ms. Nancy Tran  
*Dental Branch*

#### Dental Branch

Ms. Ashley Teeple  
Ms. Maria Tran  
Mr. Scott Upchurch

#### Graduate School of Biomedical Sciences

Ms. Audrey Ester  
Ms. Shohrae Hajibashi  
Ms. Shannan Kilpatrick

#### School of Health Information Sciences

Mr. John "Travis" Gossey  
Mr. David Richards  
Ms. Xing (Stella) Wang

#### Medical School

Ms. Julia Shields  
Mr. Mark Trevino  
Mr. Zach Wright

#### School of Nursing

Ms. Jennifer Creel  
Ms. Elise McClain  
Mr. Cheryl Pfennig

#### School of Public Health

Ms. Tamra Meyers  
Mr. Eric Richardson  
Mr. Derek Smolenski

#### UT System Student Advisory Council Representatives

Mr. Christian Guterrez  
*School of Public Health*  
Ms. Shohrae Hajibashi  
*Graduate School of Biomedical Sciences*  
Ms. Rose Thelus  
*School of Public Health*

#### International Student Representatives

Ms. Yingliu Gu  
Ms. Kishore Mogatadakala  
Ms. Marcia Oliveira

#### Minority Student Representatives

Mr. Christian Gutierrez  
Ms. Rosenie Thelus  
Ms. Charmaine Wilson

#### Ex Officio

Dr. L. Maximilian Buja  
Mr. Stephen Kry, *immediate past president*  
Ms. Nancy Tran

## Sources

Hui-Ming Chang  
University Administration

For more information on the Office of International Programs, please contact Dr. Hui-Ming Chang, Vice President for International Programs & Special Advisor to the President at 713 500 3559.

## Bringing UTHSC-H to the World – Bringing the World to UTHSC-H

In June of 2001, the Office of International Programs was created to further the collaboration with health and educational institutions in other countries by facilitating international connections. The office serves as a central conduit by forming affiliation agreements with other institutions worldwide.

The Office of International Programs gathers and disseminates information about current international connections while encouraging faculty, research fellows, and students to form exchanges. By collaborating with health care institutions throughout the world, the office is bringing the world to UTHSC-H and bringing UTHSC-H to the world.

### Affiliations

The Office of International Programs acts as a liaison between the health science center and worldwide health care and educational institutions. Our affiliation agreements encourage faculty, research fellows and students to form an exchange outside of their home institution. Below is a list of affiliation agreements between the health science center and our worldwide affiliates.

Country	Name of University/Institution
<b>Albania</b>	University of Tirana
<b>Belarus</b>	Grodno State Medical University
<b>Brazil</b>	Federal University of Bahia
<b>Chile</b>	University of Chile, The School of Medicine University of Valparaiso
<b>Colombia</b>	Pontificia University Javeriana Universidad del Norte
<b>Costa Rica</b>	Universidad Nacional de Costa Rica
<b>Czech Republic</b>	Charles University , 1st Medical Faculty
<b>Egypt</b>	Ain Shams University of Cairo
<b>Finland</b>	University of Turku
<b>Georgia</b>	Tbilisi State University
<b>Hungary</b>	University of Debrecen
<b>India</b>	Amrita Institute of Medical Sciences Rajiv Gandhi College of Engineering at Sriperumbudur
<b>Israel</b>	Tel Aviv University The Hebrew University of Jerusalem
<b>Japan</b>	Gunma University Hiroshima University, Graduate School of Health Sciences Hokkaido University Kanagawa Dental College Kyoto University, The Graduate School of Medicine The University of Tokushima Tokyo Dental College Tokyo Women's Medical University University of Fukui, the Graduate School of Medical Sciences and the Faculty of Medical Sciences Yamaguchi University, School of Medicine
<b>Korea</b>	Hanyang University Medical School Presbyterian Medical Center (Jesus Hospital) Seoul National University Medical School Sogang University, Department of Life Science
<b>Lebanon</b>	The University of Balamand, Faculty of Medicine
<b>Mexico</b>	Monterrey Institute of Technology & Higher Education Universidad Autonoma de Guadalajara Universidad Autonoma de Nuevo Leon Universidad Autonoma de Queretaro Universidad Autonoma de Tamaulipas Universidad Autonoma Metropolitana, Unidad Xochimilco

Country	Name of University/Institution
<b>Nicaragua</b>	Instituto Nicaragüense de Seguridad Social Universidad Nacional Autonoma de Nicaragua - Leon
<b>Pakistan</b>	Aga Khan University University of Health Sciences Lahore
<b>People's Republic of China</b>	Beijing HaiDian District Department of Health Hong Kong University of Science and Technology Medical College of Qingdao University Nanjing Medical University Peking Union Medical College Peking University Qiqihar Medical College Shanghai Jiao Tong University, School of Medicine Soochow University, Department of Nursing Southern Medical University The First Affiliated Hospital of Soochow University Wuhan University Xi'an Jiaotong University
<b>Poland</b>	Medical University of Łódź
<b>Republic of China</b>	Chang Gung University Fu-Jen Catholic University
<b>Sierra Leone</b>	Ministry of Health & Sanitation, Government of Sierra Leone
<b>Spain</b>	MDA Holding Spain S.A. University of Lleida Universitat Pompeu Fabra
<b>Thailand</b>	Chiang Mai University Mahidol University Prince of Songkla University
<b>The Netherlands</b>	Maastricht University The University of Limburg
<b>Turkey</b>	Selcuk University
<b>Ukraine</b>	Ukrainian State Medical University
<b>United Kingdom</b>	Richmond, The American International University in London University of London King's College
<b>Vietnam</b>	University of Health Sciences, Ho Chi Minh City & Dentistry Overseas, a Division of Health Volunteers Overseas Vietnam Education Foundation Fellowship Program

**Multinational***Freeman-EAS: Hurricane Katrina, Emergency Assistance for Students from East and Southeast Asia*

The Institute of International Education created the Freeman-EAS, sponsored by the Freeman Foundation, to assist undergraduate and graduate students from East and Southeast Asia in the US who had been directly affected by Hurricane Katrina. The Office of International Programs sponsored the applications of 10 students from Tulane University who enrolled at UT Graduate School of Biomedical Sciences and UT School of Public Health. All ten students received the award. They were: Ms. Ming-Jin Chang, Ms. Yi-Ju Chiang, Mr. Chung-Yuan Hu, Ms. Yu-Jing Huang, Ms. Yen-Ling Lai, Mr. Kai-Ping Liao, Ms. Hsiao-Hang Lin, Ms. I-Wen Pan, Mr. Shih-Feng Weng, and Mr. Yi Zhou.

---

*Fulbright Scholars*

The Fulbright Program, established in 1946, is aimed to increase the mutual understanding between the United States and other countries through the exchange of persons, knowledge, and skills. It is sponsored by the US Department of State and provides funding for students, scholars and professionals to undertake graduate study, advanced research, university teaching, and educating in elementary and secondary schools. The Office of International Programs assists scholars in immigration matters, settlement, procedural and administrative steps to facilitate their arrival and stay while in the US. Also, throughout their visits, Dr. Chang hosts meetings for the scholars and their faculty hosts. This year the Office of International Programs and Medical School's Department of Internal Medicine Division of Cardiology welcomed Fulbright Scholar, Dr. Mogammad Faadiel Essop, Senior Lecturer at the Hatter Institute for Cardiology Research at the University of Cape Town, South Africa. Under the direction of Heinrich Taegtmeier, Dr. Essop conducted research on the role of elevated fatty acid utilization in the development of cardiovascular disease.

---

*Latin America Media Visit*

Celia Morales of the Greater Houston Convention and Visitors Bureau led a delegation of ten journalists from various parts of Latin America to visit the Texas Medical Center from February 7-10, 2006. The delegation included: Rosa Maria Agudelo, Jorge Olazo Davalos, Omaira DeLeon, Milagros Duran, Henry Mejia Leon, Sheyla Mosquera, Lucia Navas, Sonia Perilla, Sandra Valdez, and MariCarmen Rello Velásquez. Dr. Chang gave an overview of UTHSC-H, Karen Krakower presented the HealthLeader and Darla Brown gave a tour of the medical school. The visit was organized by the International Affairs Advisory Council of the Texas Medical Center and sponsored by Continental Airlines, and the Greater Houston Convention and Visitors Bureau.

---

*President's Executive Luncheon*

UTHSC-H hosts the President's Executive Luncheon as a public service for the Houston community several times a year. The event features presentations by UTHSC-H faculty discussing current issues in medicine and science. The Office of International Programs hosts consuls from countries around the world within the Houston area. This event provides the opportunity for consuls and faculty to interact and learn more about the university. With over 85 consulates established in Houston, the Office of International Programs has hosted consuls from six continents.

---

*Summer Research Program*

The Summer Research Program provides medical students with first-hand biomedical research experience in the basic or clinical sciences and research training at UTHSC-H. In 2005, the Office of International Programs opened this program to international medical students. Since then international enrollment has increased each year. Through a program agreement signed between UTHSC-H and students' partner institution, the accepted students spend 8 weeks of the summer conducting hands-on research with established faculty researchers at the medical and dental schools. The international students also experience student life in the US by interacting with their medical student mentors. Under the summer research program, UTHSC-H has hosted students from Fu-Jen Catholic University in the Republic of China, Monterrey Institute of Technology and Higher Education in Mexico, and Shanghai Jiao Tong University School of Medicine in the People's Republic of China.

---

**Ireland**

The Office of International Programs facilitated a post-graduate intern, Joanna McCarthy, from Cork, Ireland to conduct research with Dr. Ferid Murad, 1998 Nobel Laureate and Scientific Director at the UT Brown Foundation Institute of Molecular Medicine for the Prevention of Human Diseases.

---

## Nicaragua

*Universidad Nacional Autónoma de Nicaragua-León (UNAN-León) and Instituto Nicaragüense de Seguro Social (INSS)*  
The Office of International Programs and Dr. Sarah Felknor welcomed Dr. Rodolfo Peña and Dr. Aurora Aragon of the UNAN-León and Lic. Sandra Balnaced of the INSS to UTHSC-H on May 22, 2006. The delegation met with Dr. Michael McKinney, Senior Executive Vice President and Chief Operating Officer, where he presented them with a fully signed original copy of the Agreement of Cooperation between UNAN-León and UTHSC-H. Collaboration interests were discussed between the UNAN-León and UTHSC-H. The Agreement of Cooperation between INSS and UTHSC-H was previously signed in April 2006. These agreements enhance Dr. Felknor's projects and recognition of UTHSC-H in Latin America.

---

## People's Republic of China

### *Vice Minister of Education*

Her Excellency Dr. WU Qidi, the Vice Minister of Education of the People's Republic of China, led a delegation to visit the UTHSC-H and the Office of International Programs on December 2, 2005. Accompanying the Vice Minister were Dr. ZHANG Yaoxue (Director General of the Department of Higher Education), Mr. WANG Yajie (Deputy Director of the Department of Graduate Education), Mr. WANG Jiping (Deputy Director - General of the Department of Vocational Education), Mr. YANG Jun (Director of Division of American and Oceanian Affairs), and Ms. ZHAO Jing (Secretary to the Vice Minister). The delegation was greeted by President James T. Willerson, MD and Richard W. Wainerdi, PhD (President, TMC). The UTHSC-H executives and deans introduced the University and its six schools to the Vice Minister. President Wainerdi gave a presentation about the Texas Medical Center. Vice Minister spoke about China's current educational system. The round-table discussion was followed by a visit to the UT Graduate School of Biomedical Sciences. Afterwards, the delegation met with Denton A. Cooley, MD (President and Surgeon-in-Chief, Texas Heart Institute, clinical professor of surgery at the UT Medical School at Houston) who introduced and discussed the Texas Heart Institute and guided the Vice Minister through the Wallace D. Wilson Museum.

---

### *Peking University*

Dr. DONG Zhe from Peking University visited UTHSC-H and the Office of International Programs on April 4, 2006. President James T. Willerson, MD met with Dr. DONG and signed the renewal of the Agreement of Cooperation with Peking University. Dr. DONG also met with Dr. George M. Stancel, Dean of the UT Graduate School of Biomedical Sciences and Dr. Victoria P. Knutson, Assistant Dean of Admissions for the UT Graduate School of Biomedical Sciences, and discussed possible collaborations between the two universities.

---

## Poland

### *Lockheed Martin Corporation Poland Offset Program*

On June 15, 2006, The University of Texas and Lockheed Martin Corporation's joint Poland Offset Program invited UTHSC-H to an all day program organized by UT Austin's IC2 Institute. The Biotechnology Collaboration and Showcase Program featured a showcase of the latest biotechnology from Poland. The delegation from Poland met with Dr. Thomas Caskey, Executive Vice President and Chief Operating Officer of the UT Brown Foundation Institute of Molecular Medicine for the Prevention of Human Diseases and National Academy of Science member, and participated in an exclusive tour of the Institute. Dr. Chang discussed possible collaborative efforts with Dr. Andrzej Rahczenko of the Embassy of the Republic of Poland and Dr. Henryk Piekarski of the University of Lodz in Poland.

---

## Republic of Sierra Leone

### *Minister of Health and Sanitation*

The Office of International Programs welcomed Her Excellency Abator Medwin Thomas, Minister of Health and Sanitation for the Republic of Sierra Leone to the UTHSC-H on June 5, 2006. The Honorable Minister Thomas gave a presentation on the state of health in Sierra Leone as it relates to post-war development and challenges with a great emphasis on the prevention and treatment of HIV/AIDS. Dr. Michael W. Ross, Professor of Behavioral Sciences at the UT School of Public Health with several research projects in Sierra Leone, led an interactive discussion between the Honorable Minister Thomas and the attendees. The Honorable Minister Thomas signed an Agreement of Cooperation with UTHSC-H that established a common interest in cooperation and collaboration with the Ministry of Health and Sanitation, Government of the Republic of Sierra Leone.

---

## Vietnam

### *VEF - Vietnam Education Foundation*

The VEF is a special initiative by the federal government and the people of the United States to promote closer relations between the US and Vietnam. VEF provides opportunities for Vietnamese nationals to pursue graduate and post-graduate studies in science and technology in the US. The Memoranda of Understanding between the VEF and UTHSC-H, School of Public Health and Graduate School of Biomedical Sciences were signed in 2005. The signed Memoranda of Understanding with the schools make stipulation for ongoing recruitment and enrollment of future candidates sponsored by the VEF. There are currently 12 students enrolled in the two schools: nine in the UT School of Public Health and three in the UT Graduate School of Biomedical Sciences.

# International Population 2006

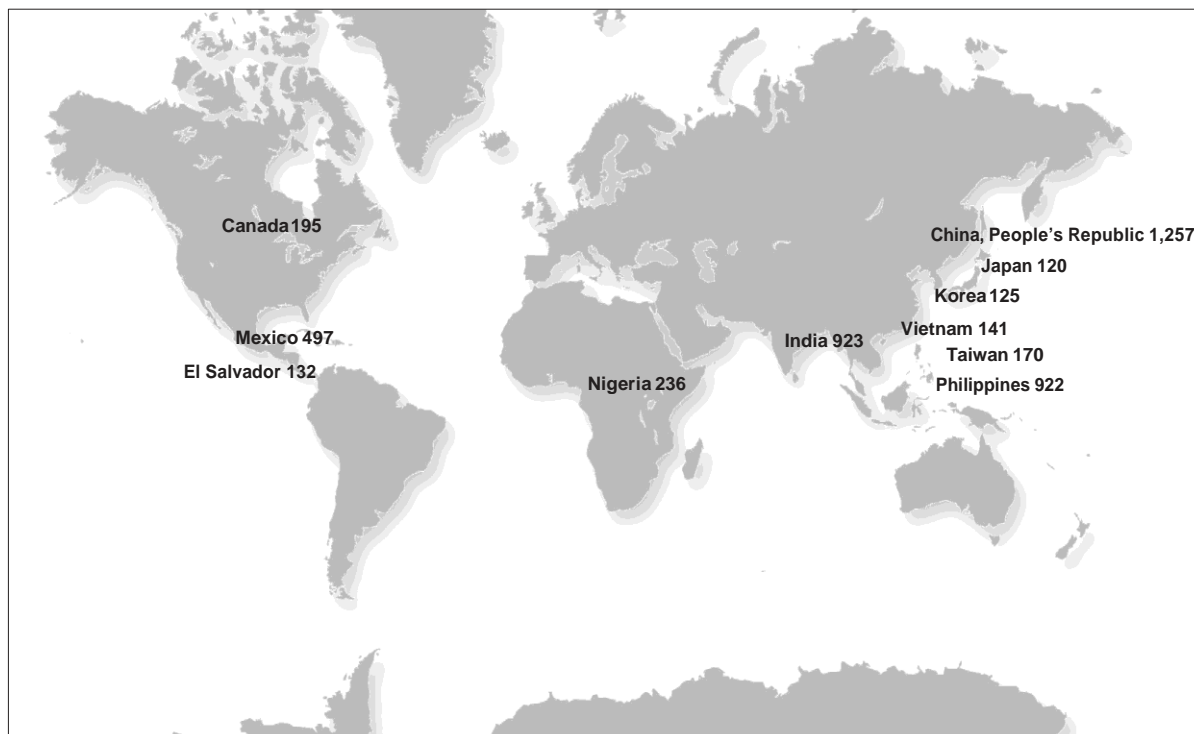
Source  
 Rose Mary Valencia  
 Office of International Affairs

The Office of International Affairs processes visa requests and provides assistance to the international populations of several Texas Medical Center institutions, including the health science center, UT MD Anderson Cancer Center, the UT Harris County Psychiatric Center and the Texas Heart Institute. The information below is based on student, faculty and staff international representation for all of these institutions collectively, as of September 12, 2006.

Largest Student, Faculty & Staff Representation by Country	
Country	Number
China, Peoples Republic	1,257
India	923
Philippines	922
Mexico	497
Nigeria	236
Canada	195
Taiwan	170
Vietnam	141
El Salvador	132
Korea	125
Japan	120
<b>Grand Total</b>	<b>4, 1</b>

Total International Population by Component	
Institution	Number
UT MD Anderson Cancer Center	4,742
UTHSC-H	2,087
Texas Heart Institute	16
<b>Grand Total</b>	<b>, 4</b>

VISA Status of the UTHSC-H International Population	
VISA Type	Number
F VISA	384
H VISA	159
J VISA	166
O Visa	2
Permanent Resident	1,278
Other	114
<b>Grand Total</b>	<b>2,103</b>



The health science center's research enterprise continues to gain momentum in fulfilling our mission to become a leading research institution in North America. The statistics support this ideal, as shown in charts representing our research expenditures (page 100) and National Institutes of Health awards (page 107). Research expenditures have grown significantly over the past 10 years, an overall increase of 80 percent. Our NIH award recipient ranking nationally for 2005 was 60th of 535 higher education institutions that receive NIH funding. This will only improve: in 2006, the NIH selected UTHSC-H as one of only twelve recipients for the inaugural Clinical and Translational Science Award. UTHSC-H's new Center for Clinical and Translational Sciences is the only NIH-funded Center in Texas.

We are home to an extensive range of experts in scientific discovery. Much research is pursued in collaboration with other faculty members in the health science center, across the Texas Medical Center and at other national and international institutions searching to solve the health care problems around the globe.



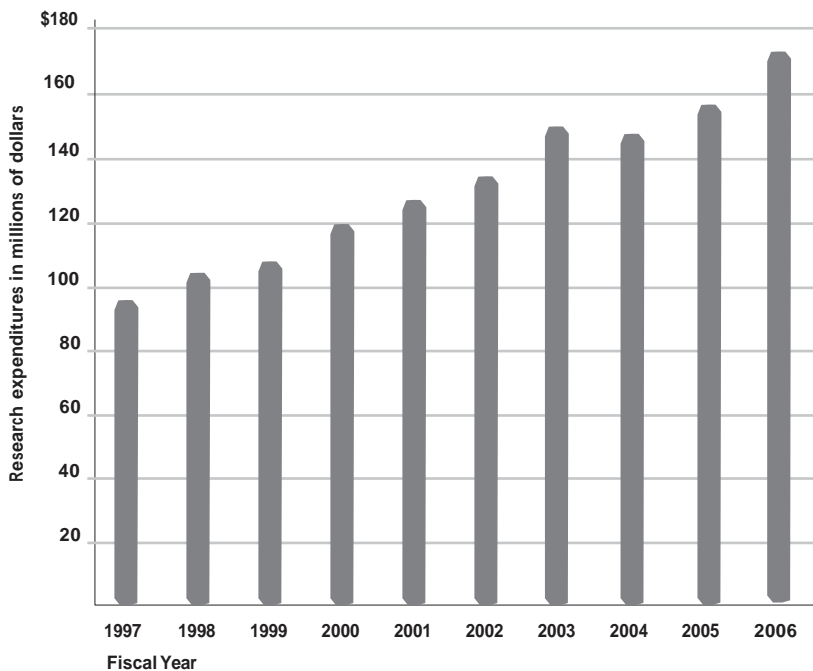
### 3 Research Expenditures by Unit 1997-2006

Source  
Kathy Jalufka  
Budget and Financial Reporting

a Includes institution-wide activities that support academic functions not specific to any one school.

These figures include direct and indirect costs, as well as appropriated and designated costs, for research expenditures only. They do not include expenditures for instruction, public service, academic support, student services, institutional support or scholarships and fellowships. Some expenditures that may have been previously reflected in University Administration or Academic Support have been reallocated to the appropriate school and thus may not reconcile to annual financial reports.

Unit	Amount per fiscal year									
	1997	1998	1999	2000	2001	2002	2003	2004	2005	2006
Dental Branch	\$1,818,833	\$1,949,722	\$1,559,890	\$1,558,030	\$1,951,129	\$2,443,297	\$2,352,155	\$1,865,410	\$1,775,186	\$1,666,643
Graduate School of Biomedical Sciences	81,049	179,374	220,459	291,269	264,091	333,840	285,212	213,040	207,861	191,526
School of Health Information Sciences	960	920	159,177	180,839	987,789	1,465,804	1,960,167	1,929,133	1,885,931	1,590,449
Medical School	57,100,798	63,714,758	71,896,827	77,778,442	78,557,674	86,228,713	94,999,993	95,633,230	94,636,291	108,240,647
School of Nursing	783,634	824,988	907,039	1,230,035	1,365,519	1,299,910	1,309,909	899,751	978,366	1,221,802
School of Public Health	31,317,904	30,554,882	26,737,982	33,145,870	36,357,421	36,864,233	36,260,400	35,390,656	39,052,780	42,282,147
Harris County Psychiatric Center	205,204	334,428	156,344	146,151	132,336	159,823	151,358	148,068	65,616	56,790
The Brown Foundation Institute of Molecular Medicine	3,344,278	3,381,044	3,747,142	3,616,572	3,539,969	4,808,637	7,599,557	6,286,088	7,596,255	8,612,307
Academic Support Area <sup>a</sup>	2,942,204	2,813,373	1,650,928	2,704,661	3,156,355	3,840,312	4,680,374	5,909,963	8,090,710	10,973,161
<b>Grand Total</b>	<b>\$97,594,864</b>	<b>\$ 0 ,75 ,489</b>	<b>\$ 07,0 5,788</b>	<b>\$ 20,65 ,869</b>	<b>\$ 26, 2,28</b>	<b>\$ 7,444,569</b>	<b>\$ 49,599,25</b>	<b>\$ 48,275, 9</b>	<b>\$ 54,288,996</b>	<b>\$ 74,8 5,472</b>





# UT Health Component Research Expenditures 999-2005

fb | 2007

Source

a Totals reconcile with the university's Annual Financial Report.

Research Expenditures: Texas Public Universities  
and Health-related Institutions  
Texas Higher Education Coordinating Board,  
April 2005

This table shows a comparison of UT System health components' research expenditures as reported to the Texas Higher Education Coordinating Board. The health science center's expenses are strictly those designated research in the Annual Financial Report. The numbers reported in the table on the previous page include the numbers in this table plus designated funds considered by the schools to be research, minus any not considered by the schools to be research. Since the Texas Higher Education Coordinating Board's deadline for the receipt of FY 2006 data is after the press deadline for *Fact Book 2007*, it will appear in *Fact Book 2008*.

School	Amount per fiscal year							% change 2004 to 2005
	1999	2000	2001	2002	2003	2004	2005	
UTSWMC-Dallas	\$163,518,455	\$204,553,015	\$228,358,435	\$264,917,313	\$279,184,343	\$316,691,352	\$322,720,407	1. %
UTMB-Galveston	83,236,093	93,869,763	102,390,824	114,536,942	136,871,560	138,451,817	149,957,462	.3%
UTHSC-H <sup>a</sup>	10,031,4	122,14,11	12,11,24	141,43,	12,2,	11,030,11	1,1,	3. %
UTHSC-SanAntonio	77,246,242	86,074,434	102,745,941	113,060,950	119,279,555	124,912,722	134,058,535	.3%
UTMDAndersonCancerCenter	155,126,396	186,130,339	211,106,936	266,213,970	282,260,250	313,916,355	341,978,679	. %
UTHC-Tyler	8,256,219	8,402,408	9,228,568	8,914,191	9,600,063	10,240,390	11,420,260	11. %
<b>Grand Total</b>	<b>\$594,086,569</b>	<b>\$70,944,0</b>	<b>\$78,99,952</b>	<b>\$909,08,2</b>	<b>\$980,22,458</b>	<b>\$,055,242,797</b>	<b>\$1,11,03</b>	<b>. %</b>

## Research Expenditures by Sponsoring Agency 2006

Source

a Includes institution-wide activities that support academic functions not specific to any one school.

Kathy Jalufka  
Budget and Financial Reporting

These figures include direct and indirect costs, as well as appropriated and designated costs, for research expenditures only. They do not include expenditures for instruction, public service, academic support, student services, institutional support or scholarships and fellowships.

Unit	Sponsoring Agency Fiscal Year 2006						
	Total	Federal	State	Local	Private	Other Appropriated	Other Designated
Dental Branch	\$1,043	\$1,484,884	\$9,420		\$105,413		\$66,926
Graduate School of Biomedical Sciences	\$11,2		129,032		62,494		
School of Health Information Sciences	\$1,044	1,165,240			416,870		8,339
Medical School	\$10,240,4	70,483,358	13,196,366		18,402,052	1,953,734	4,205,137
School of Nursing	\$1,221,02	817,941	888		402,973		
School of Public Health	\$42,22,14	36,187,934	1,085,485	327,443	2,568,509	2,112,776	
Harris County Psychiatric Center	\$,0				56,790		
The Brown Foundation Institute of Molecular Medicine	\$,34,00	2,654,765			2,333,970	3,395,345	
Academic Support Area <sup>a</sup>	\$11,201,3	6,876,987	105,096			3,936,568	282,737
<b>Grand Total</b>	<b>\$14,34,2</b>	<b>\$11,1,10</b>	<b>\$14,2,2</b>	<b>\$32,443</b>	<b>\$24,34,01</b>	<b>\$11,3,423</b>	<b>\$4,3,13</b>
<b>Percent of Total</b>		<b>.4%</b>	<b>.3%</b>	<b>0.2%</b>	<b>13. %</b>	<b>. %</b>	<b>2. %</b>

### 3 Grant Proposals by Unit and Type 2002-2006

Source  
Catherine Moore  
Office of Sponsored Projects

Unit										
Number of Proposals and Total Proposal Amount per fiscal year										
Proposal	2002	No.	2003	No.	2004	No.	2005	No.	2006	No.
<b>Dental Branch</b>										
Fellowship/Scholarship	\$4,800	2	\$330,874	4	\$42,400	2	\$37,400	3	\$102,000	5
Instruction	306,935	5	4,575,019	4	799,354	3	2,639,952	4	1,206,239	2
Research	15,915,485	77	16,718,953	84	19,592,685	76	8,901,216	40	11,033,744	41
Clinical Study							54,686	1	119,660	3
<b>DB Total</b>	<b>\$1,22,220</b>	<b>4</b>	<b>\$21,24,4</b>	<b>2</b>	<b>\$20,4,0,02</b>	<b>3</b>	<b>\$11,33,2,4</b>	<b>4</b>	<b>\$12,4,1,43</b>	<b>1</b>
<b>Graduate School of Biomedical Sciences</b>										
Instruction	\$24,800	1	\$215,532	2	\$2,153,552	4	\$2,395,917	4	\$1,704,548	4
<b>GSBSTotal</b>	<b>\$24,00</b>	<b>1</b>	<b>\$21,32</b>	<b>2</b>	<b>\$2,1,3,2</b>	<b>4</b>	<b>\$2,3,1</b>	<b>4</b>	<b>\$1,04,4</b>	<b>4</b>
<b>School of Health Information Sciences</b>										
Fellowship/Scholarship	\$68,645	2	\$226,927	6	\$90,213	4	\$65,343	3	\$136,020	6
Instruction	53,239	2	174,662	4	51,250	2	715,447	3		
Research	9,516,573	20	14,787,638	32	32,162,964	49	42,025,697	47	20,267,206	34
Other					235,827	3	108,127	1	166,281	1
<b>SHIS Total</b>	<b>\$,3,4</b>	<b>24</b>	<b>\$1,1,22</b>	<b>42</b>	<b>\$32,3,14</b>		<b>\$42,14,14</b>	<b>4</b>	<b>\$20,0</b>	<b>41</b>
<b>Medical School</b>										
Fellowship/Scholarship	\$1,303,658	27	\$1,114,387	34	\$2,255,710	43	\$1,305,944	27	\$1,317,670	18
Instruction	10,690,634	49	6,852,067	38	8,772,481	23	8,846,520	22	10,009,648	16
Research	304,099,677	508	470,039,625	579	441,245,635	596	493,397,355	567	394,135,224	499
Clinical Study					11,586,013	85	9,006,875	84	8,224,032	79
Other					2,047,004	30	6,423,401	31	10,433,752	25
<b>MS Total</b>	<b>\$31,0,3,</b>	<b>4</b>	<b>\$1,1,22</b>	<b>1</b>	<b>\$4,0,43</b>		<b>\$1,0,0</b>	<b>31</b>	<b>\$424,120,32</b>	<b>3</b>
<b>School of Nursing</b>										
Fellowship/Scholarship	\$43,484	2	\$23,796	1	\$135,222	5	\$106,638	4	\$15,000	1
Instruction	4,715,610	11	5,918,114	14	4,851,280	15	4,250,298	8	7,840,803	9
Research	6,637,464	17	7,108,891	20	6,271,189	18	14,960,005	22	8,070,686	28
Clinical Study					625,933	1				
Other					386,029	2	6,1439	2	796,816	4
<b>SON Total</b>	<b>\$11,3,</b>	<b>30</b>	<b>\$13,0,0,01</b>	<b>3</b>	<b>\$12,2,3</b>	<b>41</b>	<b>\$1,3,3,0</b>	<b>3</b>	<b>\$1,23,30</b>	<b>42</b>
<b>School of Public Health</b>										
Fellowship/Scholarship			\$27,580	1	\$639,214	5	\$38,561	4	\$672,400	6
Instruction	\$5,217,055	13	5,285,468	12	20,305,635	19	22,703,840	22	10,639,935	16
Research	170,872,650	215	170,826,907	232	265,411,249	291	167,331,764	286	196,847,042	267
Clinical Study							927,230	2	3,515,883	2
Other					634,219	6	1,672,281	8	157,331	2
<b>SPH Total</b>	<b>\$1,0,0</b>	<b>22</b>	<b>\$1,13,</b>	<b>24</b>	<b>\$2,0,31</b>	<b>321</b>	<b>\$1,2,3,</b>	<b>322</b>	<b>\$211,32,1</b>	<b>2,3</b>
<b>The Brown Foundation Institute of Molecular Medicine</b>										
Fellowship/Scholarship			\$537,668	3	\$486,632	5	\$1,583,000	5		
Research	\$11,922,677	36	28,049,659	44	29,158,415	48	46,981,978	57	\$40,695,764	49
<b>IMM Total</b>	<b>\$11,22,</b>	<b>3</b>	<b>\$2,32</b>	<b>4</b>	<b>\$2,4,04</b>	<b>3</b>	<b>\$4,4,</b>	<b>2</b>	<b>\$40,4</b>	<b>4</b>
<b>Harris County Psychiatric Center</b>										
Instruction							\$669,150	1		
Research	\$1,765,793	4								
Other					\$109,915	2	\$54,891	1		
<b>HCPCTotal</b>	<b>\$1,3</b>	<b>4</b>	<b>\$0,0</b>		<b>\$10,1</b>	<b>2</b>	<b>\$24,041</b>	<b>2</b>	<b>\$0,0</b>	
<b>University Administration</b>										
Fellowship/Scholarship			\$1,288,461	1						
Instruction	\$2,892,871	6	70,800	4	\$908,640	4	\$54,994	2	\$756,801	1
Research	3,671,120	3	2,055,757	2	3,079,891	2	33,579,944	7	19,608,599	15
<b>UA Total</b>	<b>\$,3,1</b>		<b>\$3,41,01</b>		<b>\$3,31</b>		<b>\$33,34,3</b>		<b>\$20,3,400</b>	<b>1</b>
<b>UTHSC-H Total</b>										
Fellowship/Scholarship	\$1,420,587	33	\$3,549,693	50	\$3,649,391	64	\$3,136,886	46	\$2,243,090	36
Instruction	23,901,144	87	23,091,662	78	37,842,192	70	42,276,118	65	32,157,974	48
Research	524,401,439	880	709,587,430	993	796,922,028	1,080	807,177,959	1,026	690,658,265	933
Clinical Study					12,227,533	88	9,988,791	87	11,859,575	84
Other					3,412,454	43	8,320,139	43	11,554,180	32
<b>Grand Total</b>	<b>\$4,23,1,0</b>	<b>1,000</b>	<b>\$3,22,1,121</b>		<b>\$4,0,3,1,34</b>		<b>\$0,3,1,2</b>		<b>\$4,4,3,0,4</b>	<b>1,133</b>

# Contract and Grant Awards by Unit and Type 2002-2006

Source

Note: Due to difficulty in retrieving contract data, FY 2003 figures reflect grant activity only.

Catherine Moore  
Office of Sponsored Projects

Unit	Number of Awards and Total Award Amount per fiscal year									
	2002		2003		2004		2005		2006	
Proposal	No.	No.	No.	No.	No.	No.	No.	No.	No.	
<b>Dental Branch</b>										
Fellowship/Scholarship	\$2,400	1	\$4,800	2	\$2,400	1	\$40,000	1	\$25,500	3
Instruction	1,981,008	10	647,943	3	752,340	3	1,292,822	3	292,903	1
Research	2,459,376	62	1,378,400	54	1,325,445	43	1,895,789	33	1,771,156	28
Clinical Study					15,588	2			162,320	3
<b>DB Total</b>	<b>\$4,442,400</b>	<b>73</b>	<b>\$2,031,143</b>	<b>57</b>	<b>\$2,083,373</b>	<b>47</b>	<b>\$3,222,611</b>	<b>37</b>	<b>\$2,221,880</b>	<b>33</b>
<b>Graduate School of Biomedical Sciences</b>										
Fellowship/Scholarship	\$37,000	1	\$37,000	1						
Instruction	24,800	1	319,986	3	\$264,110	4	\$834,706	4	\$2,242,231	6
<b>GSBSTotal</b>	<b>\$ 61,800</b>	<b>2</b>	<b>\$357,986</b>	<b>4</b>	<b>\$264,110</b>	<b>4</b>	<b>\$834,706</b>	<b>4</b>	<b>\$2,242,231</b>	<b>6</b>
<b>School of Health Information Sciences</b>										
Fellowship/Scholarship	\$137,125	3	\$110,983	5	\$110,213	5	\$65,343	3	\$182,468	7
Instruction	53,239	2	87,185	3	43,173	1	2,700	1		
Research	1,141,252	13	1,159,802	11	1,642,721	24	2,106,140	19	1,935,295	16
Other					235,287	3	108,127	1		
<b>SHIS Total</b>	<b>\$1,331,616</b>	<b>18</b>	<b>\$1,358,170</b>	<b>19</b>	<b>\$2,091,394</b>	<b>33</b>	<b>\$2,282,310</b>	<b>24</b>	<b>\$2,117,763</b>	<b>23</b>
<b>Medical School</b>										
Fellowship/Scholarship	\$593,961	19	\$534,914	17	\$613,880	19	\$585,966	14	\$401,153	11
Instruction	35,301,552	86	4,168,007	40	2,311,294	17	2,146,940	14	2,638,874	13
Research	100,936,734	540	83,199,850	346	81,400,864	334	87,147,805	344	101,213,922	351
Clinical Study					10,744,335	88	7,527,679	90	10,199,309	104
Other					1,268,940	16	4,724,682	31	10,481,740	28
<b>MS Total</b>	<b>\$133,832,244</b>	<b>645</b>	<b>\$83,902,771</b>	<b>403</b>	<b>\$83,393,313</b>	<b>444</b>	<b>\$102,133,022</b>	<b>433</b>	<b>\$124,534,886</b>	<b>427</b>
<b>School of Nursing</b>										
Fellowship/Scholarship	\$21,890	1	\$47,202	2	\$75,000	3	\$75,358	4	\$71,036	3
Instruction	1,115,327	8	782,325	6	\$1,328,530	12	1,121,951	11	1,136,550	9
Research	1,583,786	10	1,086,572	10	1,023,116	8	1,713,329	11	1,849,400	14
Other					404,589	4	438,623	3	345,176	2
<b>SON Total</b>	<b>\$2,210,003</b>	<b>19</b>	<b>\$1,316,109</b>	<b>18</b>	<b>\$2,311,235</b>	<b>27</b>	<b>\$3,343,261</b>	<b>29</b>	<b>\$3,402,162</b>	<b>28</b>
<b>School of Public Health</b>										
Fellowship/Scholarship			\$27,580	1	\$129,911	1	\$39,957	2	\$53,010	2
Instruction	\$2,302,116	12	3,033,640	8	4,119,459	19	3,600,372	13	5,818,846	15
Research	33,072,368	125	36,485,655	124	40,532,706	137	46,431,935	165	36,011,060	152
Clinical Study					737,100	1	867,230	2	3,812,401	4
Other					437,972	6	1,897,107	6	39,345	3
<b>SPH Total</b>	<b>\$3,334,444</b>	<b>139</b>	<b>\$3,546,275</b>	<b>133</b>	<b>\$4,727,148</b>	<b>144</b>	<b>\$5,575,871</b>	<b>186</b>	<b>\$4,344,662</b>	<b>176</b>
<b>The Brown Foundation Institute of Molecular Medicine</b>										
Fellowship/Scholarship					\$23,233	1			\$48,796	1
Research	\$3,245,918	17	\$4,045,742	21	3,163,119	17	\$3,004,554	17	2,477,747	15
<b>IMM Total</b>	<b>\$3,245,918</b>	<b>17</b>	<b>\$4,045,742</b>	<b>21</b>	<b>\$3,186,352</b>	<b>18</b>	<b>\$3,004,554</b>	<b>17</b>	<b>\$2,526,543</b>	<b>16</b>
<b>Harris County Psychiatric Center</b>										
Research	\$80,000	2	\$55,000	1	\$177,490	2				
Other					109,915	1				
<b>HCPCTotal</b>	<b>\$ 80,000</b>	<b>2</b>	<b>\$ 55,000</b>	<b>1</b>	<b>\$ 287,405</b>	<b>3</b>	<b>\$ 0</b>	<b>0</b>	<b>\$ 0</b>	<b>0</b>
<b>University Administration</b>										
Instruction	\$1,019,600	3	\$350,877	4			\$25,000	1		
Research	6,250,000	3			\$27,034	2	\$8,894,500	2	\$11,682,381	4
Other					250,000	1				
<b>UA Total</b>	<b>\$ 7,269,600</b>	<b>6</b>	<b>\$ 350,877</b>	<b>4</b>	<b>\$ 277,034</b>	<b>3</b>	<b>\$ 8,919,500</b>	<b>3</b>	<b>\$ 11,682,381</b>	<b>4</b>
<b>UTHSC-H Total</b>										
Fellowship/Scholarship	\$1,811,976	25	\$1,113,356	32	\$981,671	32	\$806,624	25	\$781,963	27
Instruction	40,778,041	122	9,009,086	63	9,068,906	57	9,024,491	48	23,811,785	48
Research	148,769,434	772	127,411,021	567	129,112,971	564	151,194,052	589	145,258,580	576
Clinical Study					11,649,513	92	8,394,909	92	14,174,030	111
Other					2,456,703	30	7,168,539	41	10,866,261	33
<b>Grand Total</b>	<b>\$1,331,616,421</b>	<b>1,331</b>	<b>\$1,358,170,353</b>	<b>1,331</b>	<b>\$2,091,394,373</b>	<b>1,331</b>	<b>\$5,575,871,186</b>	<b>1,331</b>	<b>\$4,344,662,176</b>	<b>1,331</b>

### 3 Contract and Grant Awards by Source 2002-2006

Source  
Catherine Moore  
Office of Sponsored Projects

Note: Due to difficulty in retrieving contract data, FY 2003 figures reflect grant activity only.

Unit Number of Awards and Total Award Amount per fiscal year										
Source	2002	No.	2003	No.	2004	No.	2005	No.	2006	No.
<b>Dental Branch</b>										
Federal	\$2,221,773	19	\$1,783,112	16	\$1,872,760		\$3,041,482	19	\$1,700,156	14
State	299,156	1					5,000	1		
Local					3,200					
Private	1,921,855	53	248,031	43	219,843		182,129	17	551,723	21
<b>DB Total</b>	<b>\$4,442, 4</b>	<b>3</b>	<b>\$2,031,143</b>		<b>\$2,0 , 3 4</b>		<b>\$3,22 , 11 3</b>		<b>\$2,2 1,</b>	<b>3</b>
<b>Graduate School of Biomedical Sciences</b>										
Federal	\$24,800	1	\$319,986	3	\$264,110		\$834,706	4	\$2,242,231	6
State										
Private	37,000	1	37,000	1						
<b>GSBS Total</b>	<b>\$ 1, 00</b>	<b>2</b>	<b>\$3 , 4</b>		<b>\$2 4,110 4</b>		<b>\$ 34, 0 4</b>		<b>\$2,24 2,231</b>	
<b>School of Health Information Sciences</b>										
Federal	\$1,253,653	15	\$1,154,867	11	\$1,375,461		\$2,007,179	16	\$1,864,475	15
State										
Local					20,000					
Private	77,963	3	203,103	8	635,933		275,131	8	253,288	8
<b>SHIS Total</b>	<b>\$1,331, 1</b>	<b>1</b>	<b>\$1,3 , 0 1</b>		<b>\$2,031,3 4 33</b>		<b>\$2,2 2,310 24</b>		<b>\$2,11 , 3 23</b>	
<b>Medical School</b>										
Federal	\$83,282,993	366	\$82,345,020	319	\$71,625,492		\$79,282,444	291	\$88,224,056	285
State	1,249,515	11	897,841	4	8,103,371		7,656,380	8	17,683,026	16
Local					217,500		50,000	1	95,007	2
Private	52,299,739	268	4,659,910	80	16,392,950		15,144,248	193	18,932,909	204
<b>MS Total</b>	<b>\$13 , 32,24 4</b>	<b>4</b>	<b>\$ , 02, 1 403</b>		<b>\$ ,33 ,313 4 4</b>		<b>\$102,133,0 2 4 3</b>		<b>\$124, 34, 0</b>	
<b>School of Nursing</b>										
Federal	\$2,304,254	11	\$1,755,099	13	\$2,443,967		\$2,535,952	22	\$2,046,097	19
State	46,947	1			202,611		502,378	3	1,098,557	3
Local										
Private	369,802	7	161,000	5	184,657		310,931	4	257,508	6
<b>SON Total</b>	<b>\$2, 21,003 1</b>	<b>1</b>	<b>\$1, 1 , 0 1</b>		<b>\$2, 31,23 2</b>		<b>\$3,34 ,2 1 2</b>		<b>\$3,402,1 2 2</b>	
<b>School of Public Health</b>										
Federal	\$34,337,785	116	\$38,113,134	124	\$43,602,760		\$49,020,708	154	\$38,457,552	139
State	272,871	4	1,231,151	2	793,620		1,267,807	9	688,405	6
Local	5,417	2	20,000	1	40,000				175,002	1
Private	758,411	15	152,590	6	1,520,768		2,548,086	25	6,413,703	30
<b>SPH Total</b>	<b>\$3 ,3 4,4 4 13</b>	<b>13</b>	<b>\$3 , 1 , 133</b>		<b>\$4 , ,14 1 4</b>		<b>\$ 2, 3 , 01 1</b>		<b>\$4 , 34, 2 1</b>	
<b>The Brown Foundation Institute of Molecular Medicin e</b>										
Federal	\$3,163,918	15	\$3,851,742	17	\$3,036,919		\$2,521,783	9	\$1,826,543	12
State										
Private	82,000	2	194,000	4	149,433		482,771	8	700,000	4
<b>IMM Total</b>	<b>\$3,24 , 1 1</b>	<b>1</b>	<b>\$4,04 , 42 21</b>		<b>\$3,1 ,3 2 1</b>		<b>\$3,004, 4 1</b>		<b>\$2, 2 , 43 1</b>	

Unit	Number of Awards and Total Award Amount per fiscal year											
	2002		2003		2004		2005		2006			
Source	No.	No.	No.	No.	No.	No.	No.	No.	No.	No.	No.	No.
<b>Harris County Psychiatric Center</b>												
Private	\$80,000	2	\$55,000	1	\$287,405							
<b>HCPCTotal</b>	<b>\$ 0,000</b>	<b>2</b>	<b>\$ ,000</b>	<b>1</b>	<b>\$2 ,40</b>	<b>3</b>	<b>\$0</b>	<b>0</b>	<b>\$0</b>	<b>0</b>	<b>\$0</b>	<b>0</b>
<b>University Administration</b>												
Federal	\$6,269,600	5	\$335,877	3	\$257,020		\$8,882,000	2	\$11,558,911		3	
State	1,000,000	1							123,470		1	
Private			15,000	1	20,014		37,500	1				
<b>UATotal</b>	<b>\$ ,2 , 00</b>		<b>\$3 0,</b>	<b>4</b>	<b>\$2 ,034</b>	<b>3</b>	<b>\$ , 1 , 00</b>	<b>3</b>	<b>\$11, 2,3 1</b>		<b>4</b>	
<b>UTHSC-H Total</b>												
Federal	\$132,858,776	548	\$129,658,837	506	\$124,478,459		\$148,126,254	517	\$147,920,021		493	
State	2,868,489	18	2,128,992	6	9,099,602		9,431,565	21	19,593,458		26	
Local	5,417	2	20,000	1	280,700		50,000	1	270,009		3	
Private	55,626,770	351	5,725,634	149	19,411,003		18,980,796	256	27,109,131		273	
<b>Grand Total</b>	<b>\$1 1,3 ,4 2</b>	<b>1</b>	<b>\$13 , 33,4 3</b>	<b>2</b>	<b>\$1 3,2 , 4</b>		<b>\$1 , , 1</b>		<b>\$1 4, 2, 1</b>			

## Intellectual Property Activity 1997-2006

Source  
Bruce Butler  
Office of Technology Management

Activity	Amount per fiscal year										
	1997	1998	1999	2000	2001	2002	2003	2004	2005	2006	
Invention disclosures	7	14	25	27	36	44	69	44	49	57	
New US patent applications filed	14	18	25	40	30	44	30	23	20	29	
Licenses & options executed	2	2	8	4	9	9	23	27	36	34	
Licenses & options generating income	6	7	9	14	14	20	25	41	48	72	
US patents issued	3	7	6	1	10	5	12	12	6	5	
Start-up companies formed					2	1	1	1			
<b>Royalty income (Patents, copyrights, trademarks, &amp; software)</b>											
<b>Grand Total</b>	<b>\$ 58,605</b>	<b>\$ 88,4 5</b>	<b>\$ 68, 24</b>	<b>\$ 7 5,979</b>	<b>\$857,05</b>	<b>\$ ,425,920</b>	<b>\$ ,2 9,696</b>	<b>\$2,270,44</b>	<b>\$ ,484,772</b>	<b>\$2,968, 02</b>	

### 3 Principal Investigators by Unit 1997-2006

Source  
Catherine Moore  
Office of Sponsored Projects

Unit	Investigators per fiscal year as of September 1									
	1997	1998	1999	2000	2001	2002	2003	2004	2005	2006
Dental Branch	34	31	27	24	23	23	25	22	21	21
Graduate School of Biomedical Sciences	2	1	1	1	2	2	2	2	2	2
School of Health Information Sciences			2	5	7	8	13	15	12	11
Medical School	271	319	305	296	237	241	239	257	259	271
School of Nursing	27	26	27	28	23	23	21	23	21	20
School of Public Health	66	66	68	80	75	70	73	79	89	90
Houston Recovery Campus	2									
The Brown Foundation Institute of Molecular Medicine	6	9	7	6	6	8	11	13	13	2
Harris County Psychiatric Center						2	2	3	2	3
University Administration	3	4	3	3	3	3	3	3	5	15
<b>Grand Total</b>	<b>411</b>	<b>4</b>	<b>440</b>	<b>443</b>	<b>3</b>	<b>30</b>	<b>3</b>	<b>41</b>	<b>424</b>	<b>43</b>

### Ratio of Federal Funds to State Appropriated Funds 2005

Source  
*Research Expenditures: Texas Public Universities and Health-related Institutions*  
Texas Higher Education Coordinating Board,  
July 2006

This table represents the relationship between federal and state research dollars leveraged in FY 2005 by select public institutions of higher education in Texas. UTHSC-H, ranked fifth in this category, receiving \$9.37 in federal research dollars for every \$1.00 in state funds.

Since the Texas Higher Education Coordinating Board's deadline for the receipt of FY 2006 data is after the press deadline for *Fact Book 2007*, we will report FY 2006 activity in *Fact Book 2008*.

School	Activity Fiscal Year 200		
	Total Exp Rank	Ratio of Fed/St Exp	Ratio Rank
Baylor College of Medicine	1	47.95	1
UTHSC-San Antonio		15.80	2
UTMB-Galveston		10.03	3
UTSWMC-Dallas		8.29	4
UTHSC-H		8.09	5
UT Austin	3	5.83	6
Texas A&M University System HSC	10	2.98	7
University of Houston		1.81	8
Texas A&M University	2	1.76	9
UTMD Anderson Cancer Center	4	1.61	10

Sources  
Catherine Moore  
Office of Sponsored Projects

After FY 1995, faculty were no longer assigned to the Graduate School of Biomedical Sciences (GSBS). Instead, those faculty are counted in their schools of appointment and any awards are counted there as well. Please refer to the GSBS faculty affiliation table on page 50.

Unit	Number of Awards and Total Award Amount per fiscal year									
	1997	No.	1998	No.	1999	No.	2000	No.	2001	No.
Dental Branch	\$794,755	7	\$572,491	4	\$1,055,051	5	\$1,517,506	10	\$1,578,533	10
Graduate School of Biomedical Sciences										
School of Health Information Sciences							198,968	2	476,528	4
Medical School	35,534,660	162	40,375,275	181	49,758,704	190	51,069,163	204	57,286,170	202
School of Nursing	444,292	2	919,941	5	292,394	2	611,362	3	1,103,378	5
School of Public Health	27,326,932	31	27,500,682	35	18,567,760	30	15,716,625	39	28,844,089	40
The Brown Foundation Institute of Molecular Medicine	921,240	5	871,659	8	988,113	8	942,131	7	1,020,414	6
University Administration							147,398	1	695,213	3
<b>Grand Total</b>	<b>\$ ,021,</b>	<b>20</b>	<b>\$ 0,240,04</b>	<b>233</b>	<b>\$ 0, 2,022</b>	<b>23</b>	<b>\$ 0,203,1 3</b>	<b>2</b>	<b>\$ 1,004,32</b>	<b>2 0</b>

Unit	Number of Awards and Total Award Amount per fiscal year									
	2002	No.	2003	No.	2004	No.	2005	No.	2006	No.
Dental Branch	\$1,700,099	11	\$1,407,596	7	\$1,601,761	8	\$1,995,126	9	\$1,083,455	6
Graduate School of Biomedical Sciences			296,126	2	209,946	1	805,134	3	2,242,231	6
School of Health Information Sciences	364,079	4	648,076	4	539,952	5	1,354,437	6	1,384,850	5
Medical School	59,475,024	223	60,468,833	193	51,232,842	174	52,388,776	157	62,594,908	170
School of Nursing	1,209,443	5	935,487	5	900,416	3	1,033,775	5	885,304	5
School of Public Health	19,872,491	39	24,075,042	41	26,897,582	45	22,061,348	34	18,605,488	36
The Brown Foundation Institute of Molecular Medicine	2,980,985	13	3,640,432	14	2,812,686	11	1,657,139	6	1,491,173	8
University Administration	6,250,000	3	300,077	1	250,000	1				
<b>Grand Total</b>	<b>\$ 1, 2,121</b>	<b>2</b>	<b>\$ 1, 1,</b>	<b>2</b>	<b>\$ 4,44 ,1</b>	<b>24</b>	<b>\$ 1,2 , 3</b>	<b>220</b>	<b>\$ ,2 ,40</b>	<b>23</b>

### 3 Federal Awards by Agency 997-2006

Source  
Catherine Moore  
Office of Sponsored Projects

Federal Agency	Number of Awards and Total Award Amount per fiscal year									
	1997		1998		1999		2000		2001	
	No.	No.	No.	No.	No.	No.	No.	No.	No.	No.
Public Health Service	\$76,377,24	313	\$82,921,624	334	\$81,334,444	337	\$83,777,509	404	\$108,939,182	412
NASA	1,355,909	15	779,149	15	812,157	16	1,275,141	19	769,941	10
National Science Foundation	174,705	2	289,205	7	235,700	5	1,349,891	6	1,724,755	4
USDA	317,448	3							20,894	3
Other Federal	1,740,073	16	8,231,935	16	2,179,071	29	6,459,459	22	2,009,252	20
<b>Grand Total</b>	<b>\$ , ,3 4</b>	<b>34</b>	<b>\$ 2,221, 13</b>	<b>3 2</b>	<b>\$ 4, 1,3 2</b>	<b>3</b>	<b>\$ 2, 2,000</b>	<b>4 1</b>	<b>\$113,4 4,024</b>	<b>44</b>

Federal Agency	Number of Awards and Total Award Amount per fiscal year									
	2002		2003		2004		2005		2006	
	No.	No.	No.	No.	No.	No.	No.	No.	No.	No.
Public Health Service	\$119,319,280	489	\$116,318,339	449	\$116,165,219	438	\$123,836,301	458	\$121,622,654	449
NASA	1,100,811	14	876,971	13	1,086,853	15	636,593	11	3,417,166	4
National Science Foundation	3,828,890	7	850,515	6	239,672	4	867,466	8	291,697	3
USDA			60,800	3	150,000	1	2,609,999	2		
Other Federal	8,609,795	38	11,552,212	35	6,836,715	29	20,175,895	38	22,588,504	37
<b>Grand Total</b>	<b>\$132, ,</b>	<b>4</b>	<b>\$12 , , 3</b>	<b>0</b>	<b>\$124,4 ,4</b>	<b>4</b>	<b>\$14 ,12 ,2 4</b>	<b>1</b>	<b>\$14 , 20,021</b>	<b>4 3</b>

### Sponsored Project Activity Report 2006

Source  
Kathy Jalufka  
Budget and Financial Reporting

a Includes Health Science Center - General and UT Harris County Psychiatric Center.

Sponsored project activities include research, instruction, public service, academic support, student support, scholarships and fellowships. Extramural fund sources include federal, state, local and private funds. This table represents amounts that were expended, not awarded.

Unit	Activity Fiscal Year 200		
	Total	Direct Costs	Indirect Costs
Dental Branch	\$4, , 02	\$4,349,945	\$528,557
Graduate School of Biomedical Sciences	1, 4,	1,978,234	16,753
School of Health Information Sciences	1, 4,01	1,367,960	406,055
Medical School	113, 33,002	90,479,446	23,053,556
School of Nursing	4, 2, 0	4,519,571	372,989
School of Public Health	4 , 02, 1	36,425,443	9,277,472
The Brown Foundation Institute of Molecular Medicine	,2 ,30	4,376,653	890,655
Other <sup>a</sup>	11,244,34	9,469,185	1,775,160
<b>Grand Total</b>	<b>\$1 ,2 , 34</b>	<b>\$1 2, ,43</b>	<b>\$3 ,321,1</b>



**Sources**

National Institutes of Health (NIH),  
 Division of Research Grants, Extramural Awards  
 to Domestic Higher Education Institutions,  
 FY 2005

Includes all higher education institutions that received support from the National Institutes of Health.  
 There were 535 rankings in FY 2005.

All grant applications to the NIH are subject to a rigorous peer-review process. Because of this and because the NIH is the major funding source for biomedical research, success in obtaining basic science and clinical funding from NIH is an important measure of the quality of an institution and its faculty. Competition for NIH funding has increased dramatically in the past decade, and the health science center's ranking relative to similar institutions is an indicator of the university's growth in research quality. Since the ranking system used in this survey takes into account total NIH dollars received, institutions with large numbers of faculty tend to rank higher than those with fewer faculty. Given the small number of faculty relative to some of the other universities in this survey, the health science center fares well in this comparison.

School	Ranking and Total Award Amount per fiscal year									
	1996	No.	1997	No.	1998	No.	1999	No.	2000	No.
UTSWMC-Dallas	\$82,900,672	27	\$86,496,266	28	\$88,310,597	35	\$101,887,378	30	\$123,596,113	25
UTMB-Galveston	38,423,580	63	42,687,568	61	46,259,463	69	49,933,017	61	60,874,122	60
UTHSC-H	<b>3, 0, 4 0</b>	<b>4</b>	<b>3,102, 3</b>	<b>40</b>	<b>, 1, 421</b>	<b>4</b>	<b>2,410, 4</b>	<b>2</b>	<b>,440,110</b>	<b>4</b>
UTHSC-SanAntonio	50,733,995	48	43,130,751	59	47,697,587	68	48,046,980	63	62,325,558	58
UTMD Anderson	53,750,119	50	56,996,394	47	64,114,714	52	76,695,258	40	86,646,639	41
BaylorCollegeofMedicine	90,895,535	24	94,479,287	23	114,645,526	22	149,449,455	19	169,294,366	18

School	Ranking and Total Award Amount per fiscal year									
	2001	No.	2002	No.	2003	No.	2004	No.	2005	No.
UTSMC-Dallas	\$144,796,898	26	\$161,988,879	24	\$174,089,840	28	\$172,246,995	27	\$170,541,372	31
UTMB-Galveston	62,865,760	63	74,503,364	59	203,486,399	23	105,156,283	51	115,922,154	49
UTHSC-H	<b>3, 03,2</b>	<b>0</b>	<b>0,4 22,1</b>	<b>3</b>	<b>, ,123</b>		<b>0, 1, 3 0</b>	<b>2</b>	<b>1, 4, 3 2</b>	<b>0</b>
UTHSC-SanAntonio	65,997,423	59	74,477,008	60	82,295,826	61	88,457,846	56	81,440,359	61
UTMD Anderson	101,528,355	39	112,451,254	40	132,630,586	39	145,157,751	39	153,050,412	37
BaylorCollegeofMedicine	221,611,093	15	263,540,460	14	249,559,238	17	248,951,313	19	256,809,346	19



---

## Sources

Michael W. Bungo and Abby Mitchell, Medical School

Catherine Flaitz, Dental Branch

Patricia Starck, School of Nursing

## Faculty Practice Plan

The Faculty Practice Plan is a multidisciplinary group practice of the Medical School faculty, providing primary, secondary and tertiary services. The clinical faculty of more than 600 physicians, representing 17 clinical departments of the Medical School, provides full inpatient and outpatient services, not only through the group practice, but also through affiliations with several Texas Medical Center hospitals and institutions.

---

## UT Physicians

UT Physicians (UTP) is a non-profit, physician corporation affiliated with the practice plan of the Medical School. The company's primary purpose is to facilitate and expand the Medical School faculty's ability to provide health care services to the community. UT Physicians' ventures include the creation of outpatient centers throughout Houston where UT adult and pediatric specialists provide accessible, state-of-the-art health care. The majority of the outpatient clinical work of the faculty takes place in The University of Texas Health Science Center Professional Building, located across the street from the Medical School. These clinical sites are managed with emphasis on customer satisfaction and physician productivity while still incorporating medical student and resident education.

In order to provide ease of access to the clinical faculty, UT Physicians created the UT Physician Referral Service. The toll free number 1 888 4UT DOCS (1 888 488 3627) is answered by trained clinical staff who assist with scheduling appointments, consultations and second opinions. UTP maintains a comprehensive physician database designed to handle highly specialized requests from managed care organizations, referring physicians and patients. UT Physicians provides additional flexibility for the clinical faculty by negotiating managed care contracts and providing comprehensive credentialing of physicians, in keeping with NCQA guidelines. The organization conforms with all requirements of the Texas Board of Medical Examiners. The Web address is [www.utdocs.org](http://www.utdocs.org).

---

## Affiliated Medical Services

Affiliated Medical Services (AMS) is a Texas-certified non-profit health corporation formed by the health science center and Baylor College of Medicine. It is the entity that contracts with the Harris County Hospital District to provide physician services from both schools.

---

## UT Dentists

UT Dentists is the new fee-for-service faculty practice of the UT Dental Branch at Houston. Located in the Dental Branch Building at 6516 M D Anderson Boulevard, the clinic employs Dental Branch faculty members who are not only practicing dentists but also active clinicians, educators and researchers committed to providing state-of-the-art general and specialty dental care. The telephone number for appointments is 713 500 4200.

---

## UT Health Services

The School of Nursing initiated The University of Texas Health Services - Houston (UTHS-H) in January of 1991. The purpose of the UTHS-H is to provide educational and research opportunities for faculty and students while providing cost-effective, quality ambulatory health care services.

UTHS-H provides services at its Houston clinic location at 7000 Fannin and at its new Pearland clinic. UTHS-H also performs outreach activities in the community through services to community clinics. Services provided include primary care across the life span, health education and radiological and laboratory services. On September 1, 1992, UTHS-H became the provider of employee health care for UTHSC-H. This includes health promotion, disease prevention and occupation-related health activities. Both graduate and undergraduate students from the schools of nursing and public health use the clinic as a clinical practice site.

## 4 Medical Services Research and Development Plan

Source

Angela Hintzel, Finance & Administration

<b>Schedule D- : MSRD Summary of Operations</b>	
Year Ending August 31, 2006	
<b>Operating Revenues</b>	
Gross Patient Charges	\$489,122,655
Less	
Un-sponsored Charity Care	185,910,119
Contractual Adjustments	162,594,859
Other Unreimbursed Medical Costs	19,532,274
Bad Debt Expense	18,162,194
<b>Net Patient Revenues</b>	<b>102,923,209</b>
Contractual Revenues	80,420,739
Other Operating Revenues	4,081,202
<b>Total Operating Revenues</b>	<b>1 ,42 ,1 0</b>
<b>Operating Expenses</b>	
Faculty Salaries	86,674,810
Staff Salaries	33,459,278
Fringe Benefits	25,365,487
Maintenance and Operations	27,799,395
Professional Liability Insurance	232,430
Travel	1,169,798
Official Functions	800,589
Other Operating Expenses	9,889,018
<b>Total Operating Expenses</b>	<b>1 ,3 0, 0</b>
<b>Operating Income (Loss)</b>	<b>2,034,34</b>
<b>Nonoperating Revenues (Expenses)</b>	
Investment Income	25,861
Net Increase (Decrease) of Fair Value of Investments	18,411
Other Nonoperating Revenues	190,100
Other Nonoperating Expenses	-
Extraordinary Revenues (Expenses)	-
<b>Net Nonoperating Revenues (Expenses)</b>	<b>234,3 2</b>
<b>Income (Loss) Before Other Revenues, Expenses, Gains or Losses</b>	<b>2,2 , 1</b>
Transfers In - Investment Account Transfers from Other Designated	(1,633,385)
Transfers In - Miscellaneous	150,148
Transfers Out - Miscellaneous	(50,000)
Transfers Out - Capital Outlay	(1,678,871)
<b>Change in MSRD Net Assets</b>	<b>( 43,3 2)</b>
<b>Net Assets – September 1, 200 – As Previously Reported</b>	<b>38,339,278</b>
Restatements	-
<b>Net Assets – September 1, 200 – as Restated</b>	<b>3 ,33 ,2</b>
<b>Ending Net Assets – August 31, 200</b>	<b>\$3 ,3 ,</b>

# Clinical Affiliates Inpatient Activity 2006

Sources

Andrew Casas, Medical School  
 Mary Frances Fabrizio, LBJ Hospital  
 Abby Mitchell, Medical School

Activity	Site		
	Total	Memorial Hermann	LBJ General
Patient Days	23,24	170,559	68,690
Average Daily Census	.4	467	188.46

## Harris County Psychiatric Center Clinical Activity 1997-2006

Source

Geri Konigsberg  
 UT Harris County Psychiatric Center

Activity	Visits per fiscal year									
	1997	1998	1999	2000	2001	2002	2003	2004	2005	2006
Average Daily Census	182.0	138.7	145.8	149.3	166.1	189.2	189.8	183.7	171.5	163
Number of Admissions	5,429	5,390	5,263	5,186	5,700	6,135	6,074	6,153	5,654	5,490
Patient Days	66,424	50,631	53,206	54,647	60,614	69,044	69,259	67,248	62,589	59,504
Discharge Days	67,112	50,976	52,784	54,718	60,043	69,009	69,021	67,231	62,863	58,891
Average Length of Stay (days)	12.3	9.4	10.1	10.6	10.6	11.3	11.3	10.9	11.1	10.7
Occupancy	83.8%	72.5%	75.8%	81.6%	87.2%	86.2%	87.4%	88.3%	85.8%	85.4%

## Un-sponsored Charity Care 2006

Sources

Angela Hintzel, Finance & Administration  
 Peggy O'Neill, Dental Branch  
 Rick Sears, UT Harris County Psychiatric Center

- a Definition: Total dollar amount of indigent patient charges (facility charges) provided in hospitals and clinics contracted with or owned, operated, and funded by the health-related institutions during the reporting period.
- b Definition: The total dollar amount of gross patient charges for un-sponsored charity care provided through faculty physician practice plans (i.e., MSRDP) during the reporting period.

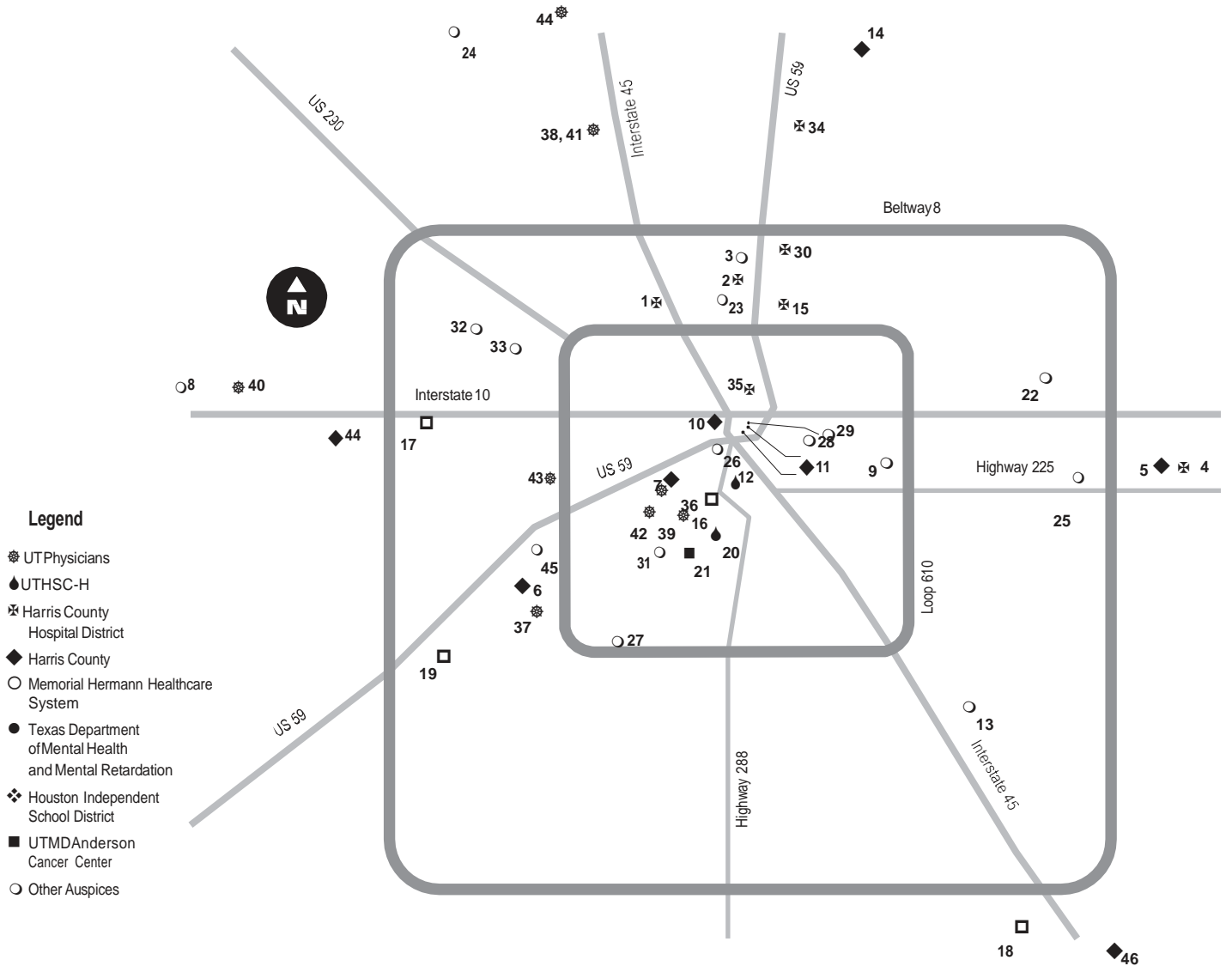
Unit	Fiscal Year 200
<b>Dental Branch<sup>a</sup></b>	
Main Clinics	\$35,013
Houston Medical Center	563,906
Mobile Dental Van	235,838
Smith Tower—Methodist	80,000
University Dental Center – Memorial Hermann	170,643
<b>UT Harris County Psychiatric Center<sup>a</sup></b>	
	38,318,052
<b>MSRDP<sup>b</sup></b>	185,910,119
<b>Grand Total</b>	<b>\$22,313, 1</b>

The Legislative Budget Board defines “un-sponsored charity care” as unreimbursed costs for services to the financially or medically indigent. This definition does not include the costs of contractual adjustments for Medicare or commercial insurance contracts or bad debts for uncollected billed charges to patients who do not qualify for un-sponsored charity care.

# 4 Medical School Outpatient Clinical Sites

**Sources**

Abby Mitchell, Medical School  
 Diana Browning, Medical School  
 Departmental DMOs



- |  |  |   |  |
|--|--|---|--|
| <p><b>1</b> Acres Home Community Health Center<br/>818 Ringold ✕</p> <p><b>2</b> Aldine Community Health Center<br/>4800 Aldine Mail Route ✕</p> <p><b>3</b> UT Aldine WIC Clinic<br/>12819 Aldine Westfield Road ○</p> <p><b>4</b> Baytown Community Health Center<br/>1602 Garth Road ✕</p> <p><b>5</b> Baytown Health Center<br/>1000 Lee Drive ◆</p> <p><b>6</b> Burnett-Bayland Home Clinic<br/>Harris County Juvenile Detention Center<br/>6500 Chimney Rock Road ◆</p> <p><b>7</b> Children's Protective Services<br/>6300 Chimney Rock Road ◆</p> <p><b>8</b> Delta Boot Camp—Katy<br/>9120 Katy Hockley Road ○</p> <p><b>9</b> Espiritu de Salud Mobile Clinic<br/>7524 Avenue E ○</p> <p><b>10</b> Harris County Juvenile Detention Center<br/>3540 West Dallas ◆</p> <p><b>11</b> Harris County Correctional Facility Annex<br/>1301 Franklin ◆</p> | <p><b>12</b> Harris County Psychiatric Center<br/>2800 S. MacGregor Way ◆</p> <p><b>13</b> Hobby Area WIC Clinic<br/>3827 Broadway Street ○</p> <p><b>14</b> Humble Health Center<br/>1730 Humble Place Drive ◆</p> <p><b>15</b> Lyndon B. Johnson General Hospital<br/>5656 Kelly ✕</p> <p><b>16</b> Memorial Hermann Hospital<br/>6411 Fannin Street □</p> <p><b>17</b> Memorial Hermann Memorial City<br/>921 Gessner Road □</p> <p><b>18</b> Memorial Hermann Southeast Hospital<br/>11800 Astoria Boulevard □</p> <p><b>19</b> Memorial Hermann Southwest Hospital<br/>7600 Beechnut Street □</p> <p><b>20</b> Mental Sciences Institute<br/>1300 Moursund ◆</p> <p><b>21</b> MD Anderson Cancer Center<br/>1515 Holcombe Boulevard ■</p> <p><b>22</b> North Channel WIC Clinic<br/>13457 East Freeway ○</p> <p><b>23</b> Northside Clinic, City of Houston<br/>8523 Arkansas ○</p> | <p><b>24</b> Northwest Assistance Ministries<br/>15555 Kuykendahl Road ○</p> <p><b>25</b> Pasadena Health Center<br/>524 Pasadena Blvd, Suite 1001 ○</p> <p><b>26</b> Planned Parenthood<br/>3601 Fannin Street ○</p> <p><b>27</b> Power Center WIC Clinic<br/>12401 1/2 South Post Oak ○</p> <p><b>28</b> St. Joseph Medical Center<br/>1601 St. Joseph Parkway ✕</p> <p><b>29</b> San Jose Clinic<br/>301 Hamilton ○</p> <p><b>30</b> Settegast Community Health Center<br/>9105 North Wayside ✕</p> <p><b>31</b> Shriners Hospital for Children-Houston<br/>6977 Main Street ○</p> <p><b>32</b> Spring Branch WIC Clinic<br/>8575 Pitner Road ○</p> <p><b>33</b> Spring Branch Community Health Center<br/>9325 Kempwood Drive ○</p> <p><b>34</b> Squatty Lyons Community Health Center<br/>1712 First Street ✕</p> <p><b>35</b> Thomas Street Clinic<br/>2015 Thomas Street ✕</p> | <p><b>36</b> UT Developmental Clinic<br/>7000 Fannin, Suite 2401 ✕</p> <p><b>37</b> UT Imaging<br/>UT Physicians Spine Center<br/>West Loop South ✕</p> <p><b>38</b> UT Physicians – Northwest PEDI<br/>Specialty Clinic<br/>17030 Nanes Drive, Suite 208 ✕</p> <p><b>39</b> UT Physicians—UT Professional Bldg.<br/>6410 Fannin Street ✕</p> <p><b>40</b> UT Physicians – Katy<br/>5618 Medical Center Drive, Suite 112 ✕</p> <p><b>41</b> UT Physicians—Northwest<br/>17030 Nanes ✕</p> <p><b>42</b> UT Physicians – Dermatology<br/>6655 Travis, Suite 600 ✕</p> <p><b>43</b> UT Physicians—West Loop<br/>1776 Yorktown, Suite 150 ✕</p> <p><b>44</b> UT Physicians—The Woodlands<br/>1011 Medical Plaza Drive ✕</p> <p><b>45</b> University WIC Clinic<br/>6565 DeMoss Drive ○</p> <p><b>46</b> Youth Village<br/>Harris County Juvenile Detention Center<br/>210 J.W. Mills Drive ◆</p> |
|--|--|---|--|

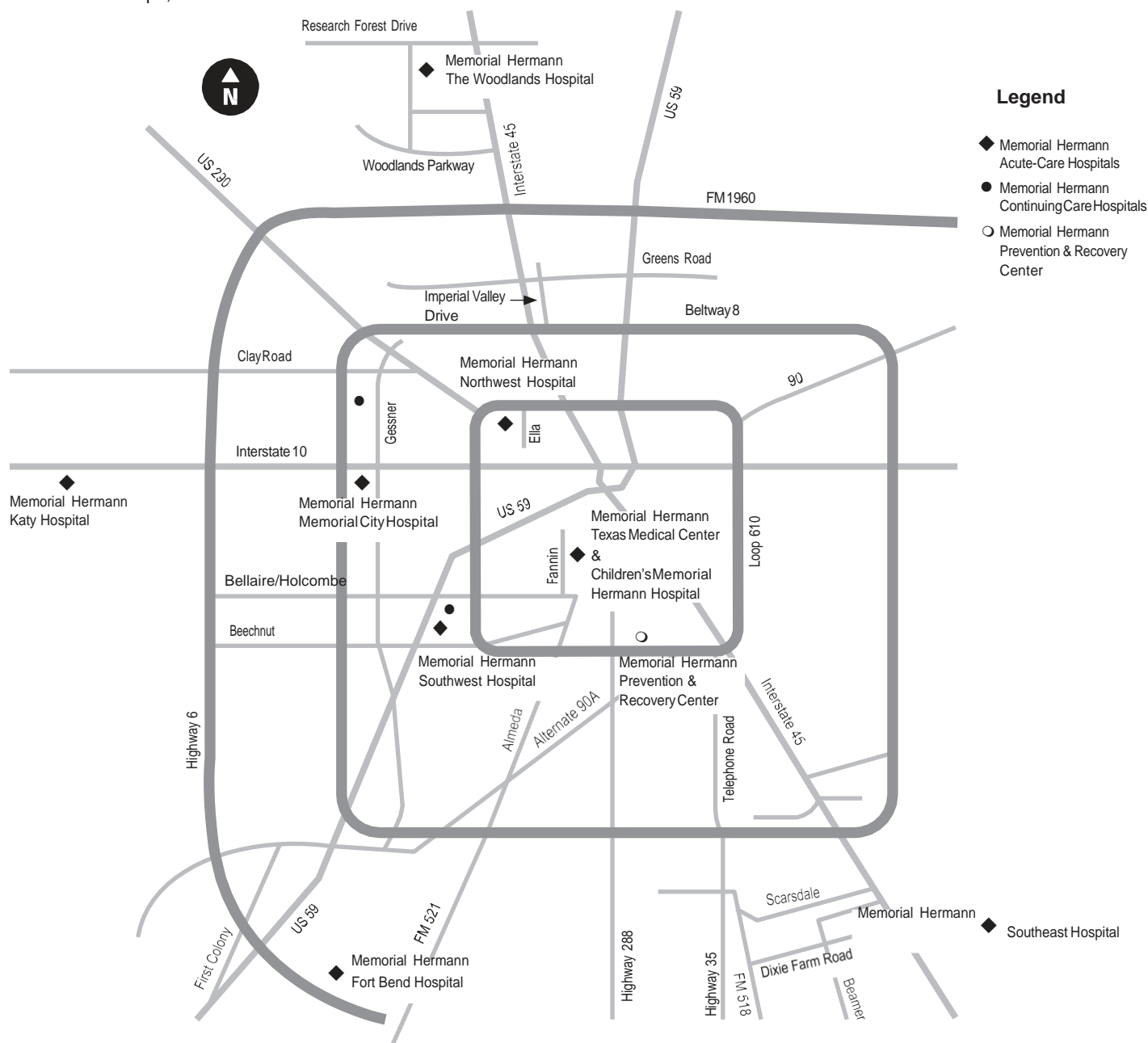
Source

Abby Mitchell  
MedicalSchool

The heritage of Memorial Hermann spans nearly 100 years of Houston's history. Originally two separate entities that began in the early part of the 20th century, the Memorial and Hermann hospitals joined forces in the late 1990s. The founding fathers of Memorial and Hermann were both extraordinary visionaries who created a legacy of caring that continues to thrive today. Memorial Hermann is Texas' largest not-for-profit healthcare system and has grown into a comprehensive healthcare system including 3,188 licensed beds spread over nine acute care hospitals, three long-term acute care hospitals, three specialty care facilities, 19 regional affiliates, and three managed acute care facilities. It also includes one retirement and nursing center and one home health agency.

Founded in 1925, Memorial Hermann-Texas Medical Center was the first hospital to open in the world-renowned Texas Medical Center. For nearly a century, the hospital has set new standards of care in Texas and the nation through advances in the practice of medicine. As the primary teaching hospital for the University of Texas Medical School at Houston, Memorial Hermann provides exceptional care in heart, neuroscience, sports medicine and orthopedics, children's and women's health, general surgery and organ transplantation. The Texas Medical Center campus includes Memorial Hermann-Texas Medical Center, Children's Memorial Hermann Hospital and Memorial Hermann|TIRR.

As one of only two certified Level 1 trauma centers in the greater Houston area, the hospital provides 24-hour emergency and trauma care to more than 40,000 patients a year. Memorial Hermann Life Flight air ambulance service operates a fleet of three helicopters, providing emergency rescue and air transport services to a multi-county area. Children's Memorial Hermann Hospital is a 178-bed facility that focuses exclusively on the medical needs of children. Memorial Hermann|TIRR offer patients more than 40 years of nationally renowned experience in rehabilitation and research, high caliber physicians and clinicians and comprehensive rehabilitation programs and services. The planned Memorial Hermann Heart & Vascular Institute-Texas Medical Center, a 165,000-square-foot facility will offer the latest innovations in cardiology programs and treatment. In addition, the new Memorial Hermann Medical Plaza, a 30-story medical office building, will support the Institute and other services with additional physician office space, an Ambulatory Care Center and two floors dedicated to small retail shops, services and restaurants.



## 4 Medical School Outpatient Clinical Activity 2006

### Sources

Abby Mitchell, Medical School  
Eileen Scallan, Medical School  
Andrew Casas, Medical School

This table shows outpatient care provided at the sites shown. Absence of data for a given department and clinic indicates no patient activity. Because of the absence of a consistent method of quantifying patient activity, this table is not comprehensive; rather, it is a compilation of the best available information.

Department or Service	Affiliated Hospital Clinics				Community Health Centers/HCHD				
	UT Physicians	LBJ	MSI	UT MDACC	Acres Homes	Aldine	Baytown	Settegast	Lyons
Breast Clinic		1,874							
Clinical Research Center									
Correctional Medicine									
Dermatology	12,187	3,304		1,522					
Emergency Medicine		68,289							
Family & Community Medicine	12,856				41,083	43,920	33,809	44,155	9,191
Internal Medicine	35,628	26,081		1,134					
Neurology	7,930	1,488							
Neurosurgery	3,570								
Obstetrics & Gynecology	27,629	18,123							
Ophthalmology		7,674			5,458			5,328	
Orthopaedic Surgery	9,145	8,677							
Otolaryngology	6,237	3,291							
Oral Surgery		2,716							
Pediatrics	31,451	12,189							
Physical Medicine									
Plastic Surgery	4,097	1,773							
Psychiatry			8,104						
Surgery	6,205	4,842							
Thoracic & Cardiovascular									
Urology		3,049							
<b>Grand Total</b>	<b>1 , 3</b>	<b>1 3,3 0</b>	<b>,104</b>	<b>2,</b>	<b>4 , 41</b>	<b>43, 20</b>	<b>33, 0</b>	<b>4 ,4 3</b>	<b>,1 1</b>



a Represents a combined total for both UTHSC-H and Baylor College of Medicine.

Department or Service	Community Health Centers /CHCD				T
	Thomas Street	WIC Clinic	Juvenile DetCtr	Other Sites	
Breast Clinic					1, 4
Clinical Research Center				4,441	4,441
Correctional Medicine				571	, 1
Dermatology				1,060	1,0 3
Emergency Medicine				52,283	120, 2
Family & Community Medicine	26,020 <sup>a</sup>			2,824	1 , 3
Internal Medicine					2, 43
Neurology				343	, 1
Neurosurgery					3, 0
Obstetrics & Gynecology				2,494	4 ,24
Ophthalmology				186	3 , 4
Orthopaedic Surgery				217	30,03
Otolaryngology				318	, 4
Oral Surgery					2, 1
Pediatrics		124,517	5,029	705	1 , 1
Physical Medicine				7,878	,
Plastic Surgery				205	,0
Psychiatry					,104
Surgery				4,227	1 ,2 4
Thoracic & Cardiovascular				1,444	,444
Urology				5,080	,12
<b>Grand Total</b>	<b>2 ,020</b>	<b>124, 1</b>	<b>,02</b>	<b>1 ,2</b>	<b>40, 31</b>

## 4 Dental Branch Clinical Activity: Visits 1997-2006

Source  
Peggy O'Neill  
Dental Branch

This table represents the number of patient visits recorded at Dental Branch clinics during the period specified. It is not a patient head count; i.e., one patient may make many visits, each of which is counted in the totals below.

Sites	Visits per fiscal year									
	1997	1998	1999	2000	2001	2002	2003	2004	2005	2006
<b>Main Campus</b>	,	2,	, 0	,1 3	,	,1 3	4,34	,13	,	4, 3
<b>Outreach</b>										
Bering Dental Center	1,239	1,374	1,737	1,269	1,411	1,098	1,788	543	859	533
Brownsville	975	1,272	754	1,162	839					
Eastwood Clinic						720	981			
Goodwill										
Harris County Health Department	165			738	682	490	490	724	577	387
Houston Medical Center	4,064	6,437	4,121	3,031	4,058	4,377	4,703	8,058	4,907	4,666
Laredo	4,084	3,232	771	3,141	2,332					
MobileDentalVan				1,077	657			2,118	2,540	1,639
Northwest Assistance Ministries						118				
RichmondStateSchool	27	46	17	28	35	23	32	27	5	
Rusk Elementary	1,047	1,143	470	366	421	1,204	682			
San Jose Clinic				218	203	125	93	125	112	101
Smith Tower						3,354	3,032	2,076	2,555	3,022
Texas Department of Corrections										
University Dental Center	1,687	4,700	5,154	4,571	4,897	4,709	4,564	3,992	6,419	4,040
Veteran's Administration				196	184	106	126	132	142	126
<b>Outreach Total</b>	<b>12,04</b>	<b>1 , 30</b>	<b>13,024</b>	<b>1 .</b>	<b>1 . 1</b>	<b>1 .324</b>	<b>1 .4 1</b>	<b>1 .</b>	<b>1 .11</b>	<b>14. 14</b>
<b>Hospitals</b>										
Ben Taub	10,125	10,328	10,976	10,476	10,621	10,503	10,713	11,132	10,824	9,960
Lyndon B. Johnson	4,431	4,963	4,561	4,546	4,666	1,334	4,759	4,517	1,587	2,525
UTMD Anderson	221					401		416		
Memorial Hermann	5,709	4,282	511	543	492	2,592	956	880	1,233	908
Methodist	1,240	1,488	1,142	1,265	1,198	76	102	39	33	30
St Luke's						1	2			
Texas Children's						11	10	12	5	
Texas Institute of Rehabilitation and Research						29	26	10	14	
Veteran's Administration	320		3,111	3,422	2,666	3,775	3,699	3,635	6,487	3,378
<b>Hospital Total</b>	<b>22,04</b>	<b>21,0 1</b>	<b>20,301</b>	<b>20,2 2</b>	<b>1 , 43</b>	<b>1 , 22</b>	<b>20,2</b>	<b>20, 3</b>	<b>20,1 3</b>	<b>1 , 01</b>
<b>Grand Total</b>	<b>103, 21</b>	<b>111, 4</b>	<b>1,</b>	<b>4,222</b>	<b>3,31</b>	<b>1,1</b>	<b>1,104</b>	<b>3, 2</b>	<b>,</b>	<b>, 2</b>

# Dental Branch Clinical Activity: Treatments 1997-2006

Source  
Peggy O'Neill  
Dental Branch

This table represents the number of patient treatments recorded at Dental Branch clinics during the period specified. It is not a count of the number of patients treated; i.e., one patient may receive many treatments, each of which is counted in the total below.

Sites	Treatments per fiscal year									
	1997	1998	1999	2000	2001	2002	2003	2004	2005	2006
<b>Main Campus</b>	<b>,3 4</b>	<b>1 1, 10</b>	<b>134,33</b>	<b>12 ,22</b>	<b>100, 4</b>	<b>12, 20</b>	<b>12 ,</b>	<b>134,</b>	<b>142,1 1</b>	<b>131,4</b>
<b>Outreach</b>										
Bering Dental Center	1,980	2,140	2,483	3,013	3,133	1,467	1,491	909	343	327
Brownsville	4,542	5,354	1,162	611	1,004					
EastwoodClinic						1,307	1,690			
Goodwill										
Harris County Health Department	673			1,476	1,206	866	1,390	2,131	1,836	1,178
Houston Medical Center	12,506	34,132	20,059	23,402	27,119	31,257	39,262	46,889	42,088	59,446
Laredo	11,390	11,479	2,552	10,134	9,747					
Mobile Dental Van				1,660	1,499			4,943	6,497	4,175
Northwest Assistance Ministries						321				
RichmondStateSchool	276	265	354	145	176	140	175	309	20	
Rusk Elementary	1,831	1,887	775	583	812	2,549	1,324			
San Jose Clinic				872	783	482	216	238	238	332
Smith Tower						4,965	5,479	4,432	4,061	4,083
Texas Department of Corrections										
University Dental Center	1,198	8,130	8,286	7,043	7,581	11,579	11,053	9,238	12,230	10,861
Veteran's Administration				784	715	412	254	386	379	309
<b>Outreach Total</b>	<b>34.3</b>	<b>3.3</b>	<b>3 , 1</b>	<b>4 , 23</b>	<b>3.</b>	<b>.34</b>	<b>2.334</b>	<b>.4</b>	<b>. 2</b>	<b>0. 11</b>
<b>Hospitals</b>										
Ben Taub	12,691	12,945	12,271	12,516	12,669	12,528	12,779	13,975	12,932	11,236
Lyndon B. Johnson	9,294	10,409	8,623	8,795	8,864	2,535	9,041	8,963	1,147	1,147
UTMDAnderson	402					916		813		
Memorial Hermann	7,434	5,576	665	698	630	3,370	4,780	2,822	4,500	3,530
Methodist	13,866	16,639	11,607	11,723	11,919	760	510	39	33	30
St. Luke's						12	10			
Texas Children's						77	50	62	5	
TIRR						35	34	12	14	
Veteran's Administration	1,155		4,726	4,939	4,422	6,260	6,135	5,987	10,338	8,840
<b>Hospital Total</b>	<b>44, 42</b>	<b>4 ,</b>	<b>3 , 2</b>	<b>3 , 1</b>	<b>3 , 04</b>	<b>2 , 4 3</b>	<b>33,33</b>	<b>32, 3</b>	<b>2 ,</b>	<b>24, 3</b>
<b>Grand Total</b>	<b>1 4, 02</b>	<b>2 0,</b>	<b>20 , 02</b>	<b>213, 20</b>	<b>1 3,124</b>	<b>20 ,04</b>	<b>224,3</b>	<b>23 , 23</b>	<b>23 , 32</b>	<b>23 , 1</b>

## 4 UT Health Services – Houston 1997-2006

Source

Thomas Mackey, UT Health Services

a Effective September 1, 1999, student health care services were transferred to the Medical School clinic.

b Number of office visits where a charge document is created.

c TB screenings account for total TB skin tests given and read outside of the UT Health Services clinic.

d Number of patients seen for other reasons (i.e., records, lab results, flu shots).

e These data are only available for FYs 1998-2000.

Activity	Activity per fiscal year									
	1997	1998	1999	2000	2001	2002	2003	2004	2005	2006
<b>Student Visits<sup>a</sup></b>										
School of Health Information Sciences	13	7	5							
Dental Branch	551	620	673							
Graduate School of Biomedical Sciences	533	507	716							
Medical School	268	17	4							
School of Nursing	601	517	526							
School of Public Health	665	643	575							
<b>Total Student Visits</b>	<b>2,311</b>	<b>2,311</b>	<b>2,400</b>							
<b>Private Patient Visits</b>	4,626	4,722	5,720	3,893	5,842	5,823	6,154	6,940	5,490	7,651
<b>Total Visits<sup>b</sup></b>	<b>6,937</b>	<b>9,033</b>	<b>8,120</b>	<b>3,893</b>	<b>11,684</b>	<b>11,646</b>	<b>12,308</b>	<b>13,880</b>	<b>10,980</b>	<b>15,301</b>
<b>Other Encounters<sup>c, e</sup></b>		4,324	2,038	3,756						
<b>Total Visits/Encounters</b>	<b>6,937</b>	<b>13,357</b>	<b>10,158</b>	<b>7,649</b>	<b>11,684</b>	<b>11,646</b>	<b>12,308</b>	<b>13,880</b>	<b>10,980</b>	<b>15,301</b>

The University of Texas Health Science Center at Houston fulfills its community service mission in many diverse ways. Through a variety of institutional and school-driven programs, the university provides much needed health care and health education services to members of our community who might otherwise not have these benefits.

We also seek to fulfill our service mission through informational outreach to the larger community with innovative programs and services designed to educate and enrich citizens in Houston, the state and the nation.

---

## Dental Branch

Dental Branch community outreach efforts are extensive and are part of the educational programs offered in the school. The Dental Branch has affiliations with 48 HISD schools and over 30 clinics, community agencies and long-term health care centers such as the Harris County Health Department, Fort Bend Family Health Center, Houston Medical Center, Bering Dental Center, City of Houston Casa Nueva, Brazos Valley Community Clinic, Communities and Schools and multiple sites through the school's Community Mobile Dental Van where students provide oral health education and clinical care. In FY 2006, the Dental Branch conducted outreach programs at a variety of sites throughout greater Houston – where the school provided oral health education and 80,711 patient treatments. This is in addition to 131,477 treatments on the main campus and 24,783 in hospitals. Also, the Dental Branch is one of the primary sources of charity care in the Greater Houston Area – providing over \$1.1 million of free or discounted dental care in FY 2006. The Community Mobile Dental Van, mentioned above, is an important and valuable participant in the school's outreach efforts, visiting many sites throughout Texas providing oral cancer screenings and clinical care. In 2006 the van expanded its services to East Texas.

Faculty, residents, students and staff joined together in August 2005 to treat more than 500 evacuees of Hurricane Katrina at a temporary medical center established by the UT Health Science Center at Houston. In past years the school has also sponsored a day of free dental care for the community in conjunction with the Greater Houston Dental Society. "Centennial Smiles" has afforded hundreds of are residents free dental care.

The Dental Branch's School of Dental Hygiene also has active outreach programs with off-site activities that include both educational projects and clinical care. These include the Fort Bend Family Health Center, Harris County Health Department, The University Dental Center at Memorial Hermann, Houston Medical Center, San Jose Clinic, The Star of Hope, and the Veterans Affairs Medical Center.

Source: Peggy O'Neill, PhD, DDS, Dental Branch

## Graduate School of Biomedical Sciences

The Graduate School of Biomedical Sciences (GSBS) outreach program continued its now 15-year alliance with HISD's Brookline Elementary School by interacting with students in the fourth and fifth grades as well as their teachers. This school is located in a predominantly disadvantaged Hispanic community. In the reporting year, the GSBS outreach program served 286 students and through this partnerships, GSBS graduate students and faculty raised the understanding and enthusiasm for science through numerous initiatives. The projects included coaching teams of students in scientific methods, hands-on experiments for the children, and class demonstrations to supplement science teachers' lectures. Several workshops on investigative science were held for the fourth and fifth grade teachers to inspire and deepen their scientific awareness. The Benny Garcia Young Scientist Award was presented by GSBS for the seventh year at Brookline Elementary.

In 2005-2006, the GSBS outreach program provided judges for six local school science fairs plus the regional science fair; hosted two visits of 60 students participating in the annual National Youth Leadership Forum; provided lectures for 27 science teachers at UT Pan American; hosted a total of 56 elementary and high school students for two tours of research labs; provided round table discussions of science careers and graduate education. Participation in the Houston Hispanic Forum Career and Education Day continues to expand. Hispanic GSBS students served as panelists for discussion of the topic Why I Chose Graduate School, and were featured panel speakers who discussed careers in biomedical research. GSBS hosted a booth with an estimated 1,500 direct visitors who experienced the effects of temperature on matter.

The GSBS Alumni Association provided a program on viruses to over 250 fourth graders at Sylvan Rodriguez Elementary School. Active student participation through alumni resources enabled an interactive 3-dimensional program about viruses, antibiotics and cells. GSBS sponsored a student with a minimal financial support to participate in "Be a Biomedical Scientist for a Day" at the Science and Engineering Fair of Houston to help her prepare for her science fair project.

GSBS also jointly operates a training program with Texas Southern University for undergraduate students interested in careers in prostate cancer research and teaching. Each year this program supports summer research training for four Texas Southern students in the laboratories of GSBS faculty members and a series of research-related activities throughout the academic year. This innovative and novel program is supported by a grant from the Department of Defense to UT M D Anderson.

Source: Thomas Goka, Graduate School of Biomedical Sciences

## 5 Community Outreach Activities continued

---

### School of Health Information Sciences

The School of Health Information Sciences is committed to improving care and access to care using information technology. During 2005-2006 students and faculty participated in several outreach service-learning activities as evidence of this commitment. The school participated in Gateway to Care to develop information system requirements for Federally Qualified Healthcare Centers (FQHC). This led to the development of a formal Request for Proposal (RFP) for a clinic management system for use by FQHC clinics. School faculty and staff led The Schull Institute's Informatics efforts domestically in Houston by developing prototypes for use in a demonstration program with Good Neighbor Healthcare Center, an FQHC look-alike center. They also partnered with the City of Houston and Gateway to Care to improve information systems for the purpose of enhancing patient access and accountability and providing annual community input to improving care. Specific activities include:

#### *Houston's Medically Uninsured/Underinsured*

- + Gateway to Care: Conducted evaluation of the navigator program; assisted in the selection process for vendor responses for the RFP conducted in the previous year, assisted in recruiting physicians for the Provider Health Network to provide pro-bono services to Houston's uninsured.
- + Harris County Hospital District: Provided project management and evaluation for a pilot telemedicine implementation for dermatology and psychiatry to one HCHD clinic and an additional FQHC clinic site, El Centro de Corazon. This has led to the commitment to develop a sustainable model for telemedicine services for Houston medically underinsured / uninsured building on the pilot model for on-demand telemedicine as a tool to prevent the use of the emergency rooms for specialty care entry documented in a SHIS Master thesis project.
- + Schull Institute / Demonstration Project Using YDP Technology / Model: Conducted usability analysis of a YDP prototype at Good Neighbor Healthcare Center to have a system of care that was equal in accountability for patients to private practice settings. Recruited specialists to provide on-demand pro-bono service to the clinic telemedically (psychiatry, asthma, diabetes, cardiology, preventive services). This has become a student dissertation project. A learning environment testbed was designed for supporting physician, nurse, and patient education using an open source education system. This SHIS Telemedicine Course project is to test a model that could work for improving access to specialty care.
- + Develop training programs for future student research projects in informatics and outcomes to reduce disparities in care through the Public Health Informatics Dual Degree Program.
- + Develop financial models for program sustainability and expansion.
- + Conduct a formal analysis of the Gateway to Care navigator program's information system.
- + Partner with the Center for Health Outcomes Research and Development in Japan (CHORD-J) to introduce informatics into Japan and develop demonstration projects to showcase the effectiveness of information technology to improve care.
- + Develop a prototype for clinical accountability for outcomes using hypertension (YDP) for GNHC.

#### *State of Texas*

- + Informatics consultation to the Governor's Health Information Technology Advisory Committee to define a roadmap for clinical technology adoption for Texans. The School was highlighted as a resource vehicle for continuing education for Texas physicians.
- + Participation in a statewide consensus effort to document the issues on the use of a community health record to reduce disparities in healthcare. State of Texas Department of Health Services / Texas Health Policy Institute.

A Work Study Program was developed to target the recruitment of minority students from historically underserved schools so they could have a part-time job at organizations affiliated with the School during their Masters Program of Study.

Source: Randolph Scott, School of Health Information Sciences

### Medical School

The Medical School provides a variety of outreach services, from organized medical clinics and providing services at health fairs to student-initiated volunteer activities. Through clinical inpatient and outpatient services, UT Physicians provide more than \$100 million in uncompensated medical care to the uninsured and underinsured of Houston and surrounding areas. Medical School students have created a new tradition of Outreach Day each spring, which features a variety of projects in the community on a given Saturday – from weeding a public park and planting trees to cleaning and painting. Students also participate in the HOMES Clinic, a medical clinic for the homeless of Houston. And all of the student organizations have a service mission that involve a variety of projects, from mentoring disadvantaged students to hosting food and clothing drives. Another Medical School tradition is UT House Medics, which features staff, faculty, and students going into the community and helping fix up the house of a Houston neighbor who can't do it themselves. A more recent service tradition is the school's blood drive held around each September 11 anniversary to honor the victims of that tragedy.

Source: Darla Brown, Medical School

### School of Nursing

Maintaining strong ties with area health providers, agencies and community leaders is an important part of the educational outreach efforts at the School of Nursing (SON). The school offers an innovative and collaborative work/study/scholarship program with three local hospitals - Texas Children's Hospital, St. Luke's Episcopal Hospital, and UT M D Anderson Cancer Center. Through employment as patient care assistants, students receive valuable clinical experience and, after completing one successful semester, they receive a scholarship for their remaining semesters of full-time undergraduate study.

SON faculty and students provide outreach service to families and individuals in several affiliated clinics throughout the Houston area and selected schools in the Houston Independent School District.

Source: Michelle Thomas, School of Nursing

### School of Public Health

Faculty and students of the School of Public Health (SPH) in Houston and at the school's regional campuses in Brownsville, Dallas, El Paso and San Antonio are actively involved in a large number of community outreach projects and activities.

Students in the MPH and DrPH degree programs complete an internship or practicum as part of their academic requirements. This is an assignment to a community agency or organization where the student has the opportunity to learn about community health practice and apply classroom learning in a real world setting. Special internship programs include: Health Policy Fellowships wherein fellows serve as full-time staff to members of the Texas Legislature; H-E-B Fellowships, a partnership with the City of Houston Department of Health and Human Services; and Industrial Hygiene and Dietetic internships with various industries and organizations. The SPH places approximately 160 students each year who complete tasks jointly assigned by a community preceptor and faculty sponsor.

**Four centers** at the School of Public Health offer local, regional and national continuing education opportunities. The Centers have **Advisory Councils** comprised of members from the Texas Department of State Health Services, local health department, state public health associations and community members. The **Texas Public Health Training Center** is a collaborative project which includes the Texas A&M University School of Rural Public Health and the University of North Texas School of Public Health. The Training Center provides a wide range of training services to the staff and board members of local health departments and the state health department as well as to local and state elected officials and is a major force in leadership training for the state's public health workforce. Faculty and staff from the **Center for Biosecurity and Public Health Preparedness** provide training to local, state, national and international agencies in how to recognize, prepare for, and respond to bioterrorism and other public health disasters and emergencies. The mission of the **Southwest Center for Occupational and Environmental Health** is to promote health, safety and well-being in the workplace and the community. The Center provides graduate-level academic training and continuing education for occupational and environmental health specialists. The **Center for Health Promotion and Prevention Research** through the Continuing Education in Health Promotion program offers a series of courses and workshops aimed to provide competencies in the development, evaluation and dissemination of health promotion and disease prevention initiatives in diverse settings and communities.

The graduate certificate in public health is designed for those who work in public health, but lack formal training. Participants also include health care providers who need knowledge and skills in the core disciplines of public health but may not want the full MPH curriculum.

Select community-based projects currently underway in the regional campuses include:

- + Creating and sustaining bi-national tuberculosis consortium to address the problems of multi-drug resistant tuberculosis. This has developed into the first TB research program located in South Texas (Brownsville).
- + Conducting a media campaign to provide information on the epidemic of obesity and diabetes in conjunction with a local popular television station (Brownsville).
- + Advising Amarillo Health Department on public health issues (Dallas).
- + Participating on the Dallas Health Start Interconceptual Care Committee (Dallas)
- + Producing a Project Amigas bilingual video promoting cervical cancer screening (El Paso).
- + Working with the American Cancer Society (local and Texas) to develop and evaluate health promotion messages (El Paso).
- + Conducting community assessments as a class activity for the Mental Health Disaster Consortium, the City Task Force on Hunger and Homeless, the Coalition for Healthy Families, and a SPH-formed coalition that is tracking the economic, health and environmental impact of South Bexar County (San Antonio).
- + Providing technical Assistance for the "Mano a Mano" project to reduce child abuse in the Westside of San Antonio by working in partnership with community residents to strengthen families (San Antonio).

Source: Tracie Chase, School of Public Health



## 5 Community Outreach Activities continued

---

### *School of Public Health continued*

Coordinated Approach To Child Health (CATCH) Program is an elementary school nutrition and physical activity program designed to prevent chronic disease. The mission of the CATCH Program is to create healthy children and healthy school environments throughout Texas. CATCH is designed to help schools, children and their families adopt healthy eating and physical activity behaviors through changes at the elementary school level. The four CATCH components are: (1) Classroom Curriculum (Go for Health), (2) Physical Education curriculum (CATCH PE), (3) Food Service Program (Eat Smart), and (4) Family Involvement (Home Team). More than 1,200 schools have adopted the program and over 5,000 teachers and staff have been trained.

Source: Steven Kelder, School of Public Health

Tu Salud, Si Cuenta! – Your Health Matters! Is a theory-based physical activity and nutrition media campaign for adults aged 20 – 45 (and their families) on the US/Mexico border (one million people), accompanied by promotora outreach and additional health information to two impoverished communities (2,000 households). The project is delivered to the community through a number of community agencies and organizations, including Televisa, UT Brownsville, and an extensive list of community organizations and stakeholders.

Source: Belinda Reininger, School of Public Health

Qué Sabrosa Vida (What A Delicious Life) is a community based bi-lingual nutrition intervention program delivered by the community to its residents for the last 7 years. 33 different community agencies in the Paso del Norte Region, including Juarez, deliver the intervention through 202 sites with more than 15,000 people involved to date. El Paso ISD has partnered to extend the program to parents of children in their schools.

Source: R. Sue Day, School of Public Health

### **UT Harris County Psychiatric Center**

The University of Texas Harris County Psychiatric Center (UTHCPC) provides leadership in the area of community outreach through participation in a variety of community activities. UTHCPC develops and disseminates mental health information to the community and acts as a catalyst in creating an environment that promotes the exchange of ideas in topics of high priority and relevancy to the public mental health system of Harris County. During FY 2006, UTHCPC participated in a number of health and community education fairs providing mental health information to more than 50,000 people.

UTHCPC works in cooperation with mental health consumer groups, such as the Alliance for the Mentally Ill, the Depressive and Manic Depressive Association, the Mental Health Association and service providers such as the Harris County Mental Health Mental Retardation Authority. The center provides printed materials, plans community education symposia and seminars, conducts hospital tours and coordinates a Speakers Bureau, thus making UTHCPC's professional staff available to Houston area community and school groups.

UTHCPC's service outreach programs include the following:

- + Head Start
- + Children's Assessment Center Program
- + After – School Program for Children and Adolescents with Emotional Problems (PASS: Partners in After School Services)
- + Sub-Acute Program for Juvenile Offenders
- + Partial Hospitalization Program
- + Intensive Outpatient Program/Outpatient Program
- + Neighborhood Centers

In addition to the programs listed above, UTHCPC is actively seeking collaborative service agreements for grant and other funded programs aimed at early intervention, provision of services to the elderly and underserved populations. To this end, UTHCPC is a member of a broad collaborative of agencies, including UTHSC-H, Baylor and the Harris County Community Access Collaborative, designed to assist in collaborative efforts to obtain grants for the local community.

Source: Geri Konigsberg, UT Harris County Psychiatric Center



### Texas-Mexico Border Health Services

The Texas-Mexico Border Health Services projects were designed to assist with desperately needed medical and dental services, health professional education, health promotion and disease-prevention education. These health care projects are serving a major segment of the Texas population that would otherwise not have access to such services. The overall impact of this initiative is a health care delivery system that is exceeding the initial goals of serving the unserved and underserved population along the border. The Texas-Mexico Border Coordinator's Office provides daily management of the projects and serves as a liaison among UTHSC-H, UT System Administration and other relevant persons and agencies located along the Texas-Mexico border who are affiliated with the project. Following are some of their achievements:

The **Starr County Services Project**, under the direction of Dr. Craig Hanis (SPH), has led to the identification of a major gene that predisposes Mexican-Americans to adult-onset diabetes and the promise of earlier and better treatment. In February, the office in Starr County celebrated its 25th anniversary in the community. The project provides 4,000 participant contacts per year for free intensive physical exams and follow ups involving glucose, cholesterol, triglycerides and hypertension screening, specialized eye exams and ultrasound evaluations to Mexican-Americans along the border. Participants become eligible for the diabetes education programs that have grown out of these efforts. In addition, the Project Center is a referral center for the Texas Commission for the Blind.

The **Medical Mobile Clinic** is nationally known for health care services and education provided along the border to residents in the colonias in both Hidalgo and Cameron counties. UTHSC-H has provided much needed health care to this federally designated Medically Underserved Area and Health Professions Shortage Area for the past 18 years. In March 2006, the third iteration of the rolling clinic was dedicated at a Grand Opening ceremony in Houston and the Lower Rio Grande Valley. The clinic was funded by generous donors, including the Wichita Falls Community Foundation. Matching state funds helped to complete the purchase and the Cullen Trust for Healthcare provided funds for new telemedicine equipment. The new clinic has a new nurse practitioner to expand the health services provided, a LVN, and medical clerk.

Using new encrypted technology across Internet 2, UTHSC-H physicians are providing telemedicine to assist the medically unserved and underserved along the border. The telemedicine occurs from UTHSC-H Medical School to the patients on the Medical Mobile Clinic.

The Rio Grande Valley's **first school-based telemedicine clinic** was established in an underserved community in the spring, 2005 by UTHSC-H through funding from the Cullen Foundation. In addition, through another generous gift, the latest telemedicine equipment has been installed in three colonia schools in Hidalgo and Cameron counties with telemedicine consultations to be provided by UTHSC-H physicians.

UTHSC-H and UT Brownsville developed an affiliation in 2005 for the provision of telemedicine consultations given by UTHSC-H to UT Brownsville students in need of care at the UT Brownsville Student Health Clinic. This UT component affiliation provides physician care in this medically underserved area of the state.

The **Interactive Distance Learning Project** for elementary students in border colonias was initiated in January 2002. Physicians who are academic fellows in the UTHSC-H Medical School's department of family and community medicine are presenting health education programs via videoconferencing to over 230 fifth-graders in two school districts on topics including hygiene and nutrition, birth and heredity, death and dying, skin care and drug and alcohol abuse. The students are located 385 miles away in Las Milpas and Alton colonias. Due to its success, the program has initiated its fifth year of health education activities with an additional school district and with parents also participating in these sessions.

Seven research-based **diabetes patient education videotapes** (English and Spanish) for Hispanic diabetic adults were developed by the School of Nursing 13 years ago. The tapes have been distributed free to border community/migrant health centers and hospitals for these past years. In addition, the videotapes have been digitized and placed on the UTHSC-H web site for broader dissemination to patients and health care providers. These videotapes have been requested and used not only in clinics and academic settings in the Lower Rio Grande Valley, but also throughout Texas and the nation. They are presently being updated due to the response for their usefulness.

Beginning in the Fall 2004, the UT Brownsville and Texas Southmost College (UTB/TSC), the National Institutes of Health (NIH) and the National Institute of General Medical Sciences (NIGMS) embarked on a research opportunity for UTB undergraduate students and faculty through the MBRS Minority Biomedical Research Support Program. MBRS is a federal project to strengthen minority institutions research capabilities both for the students and the faculty. The overall goal is to enhance the competitiveness of the students in pursuit of graduate research opportunities upon graduating from UT Brownsville. UTHSC-H is working with UT Brownsville in the overall evaluation of this NIH project.

The UT Brownsville (UTB) **MCAT Prep Course** started in January 2003 through funding from UTHSC-H. The program began providing a diagnostic test for sophomores to help them in preparing for their MCAT experience and a 13-week course for juniors, seniors and graduate students at UTB/TSC. These students from economically disadvantaged backgrounds are being provided an opportunity through UTHSC-H to compete for a medical school place upon graduation from UTB.

## 5 Community Outreach Activities continued

---

### **Greater Houston AHEC**

Through a partnership with the University of Texas Medical Branch-Galveston's East Texas Area Health Education Center (AHEC) program, and the Greater Houston AHEC, the office's health services improve the supply and distribution of health care professionals with an emphasis on primary care, and increases access to quality health care through community/academic partnerships, especially for the medically underserved. AHEC has a great sensitivity to community needs with special attention given to improving the representation of minorities and the disadvantaged in the health professions and meeting the needs of populations with inadequate access or availability of primary care services. The Greater Houston AHEC includes Fort Bend, Harris, Montgomery and Waller counties, and provides services such as needs assessment, health careers promotion, continuing education, information dissemination services and community-based education for students in allied health sciences, dentistry, medicine, nursing, nurse practitioner and nurse midwife program, physician assistant studies and social work programs. The UTHSC-H Community and Educational Outreach Director is the Assistant Director for Academic Partnerships for Greater Houston AHEC.

### **Health Education Training Centers Alliance of Texas**

Health Education Training Centers Alliance of Texas (HETCAT) is the state-wide collaborative effort of all the medical schools in Texas, along with other educational institutions involved in health professions education. UTHSC-H has been a member of HETCAT statewide Council since its inception in 1990. Membership also includes agencies that have a direct impact on health services in Texas. To date, there are 21 participating educational institutions and 15 state health agencies and organizations in the HETCAT Council. With a federal mandate to serve an area as far as 300 miles from the Texas-Mexico border, HETCAT is committed to the principles of community-determined needs and program priorities.

Source: Kathy Becan-McBride, Academic Affairs

---

## Source

C. Gwin Morris  
Office of Institutional Advancement

The Office of Institutional Advancement is composed of two primary offices — Development and Public Affairs — that work together to facilitate greater public understanding of, and philanthropic support for, the University of Texas Health Science Center at Houston.

As such, Institutional Advancement is the principal strategic liaison with many of the health science center's primary constituencies including donors, alumni, volunteers, the media, and many other community leaders and organizations. In fulfilling its mission, Institutional Advancement provides leadership and counsel in fundraising, media relations, marketing, community relations, internal and external communications, special events and graphic representation.

The office is also the principal facilitator for the following university councils and forums: Leadership Forum, UT Volunteers, Institutional Relations, Marketing, Communications and Corporate Relations. It also serves as the liaison between the President's Office and Development Board.

---

## Development

The development team handles all aspects of private philanthropic, corporate and foundation support of the university. At the central office, the Advancement Services department manages gift processing, prospect research, donor database management and endowment compliance. In addition, development officers stationed at each of the six schools and several other units within the health science center devote individual attention to specific fundraising needs. For information and assistance, call 713 500 3200.

With the New Frontiers Campaign successfully completed, fundraising efforts are being focused on other priorities. Leadership at each of the six schools, along with the Harris County Psychiatric Center and the Children's Learning Institute, have identified priorities for a series of fundraising initiatives. Recruitment of volunteer leadership is underway, as is the development of the case for support in each health science center entity.

## Media Relations

The media relations team is the official spokesperson with the news media, initiating stories that support the institutional mission, responding to media inquiries and coordinating crisis communications. The team also provides media training for university leaders. For information and assistance, call 713 500 3050.

## Institutional Communications

The communications team is the principal distributor of official institutional communications to internal and external audiences, including current and prospective donors, friends, employees and students. The team uses print, E-mail and the Web to encourage and recognize philanthropic support; to highlight the health science center's distinctive capabilities and accomplishments; to promote health services of the medical, dental and nursing schools; and to provide consumer-health information to the public. The team also provides consultation on fundraising case statements and proposals, on communicating with various audiences, on designing effective Web sites, and on meeting the university's Web standards. Information on Web standards is available online at public affairs or you may call 713 500 3296 for assistance.

## Marketing and Community Relations

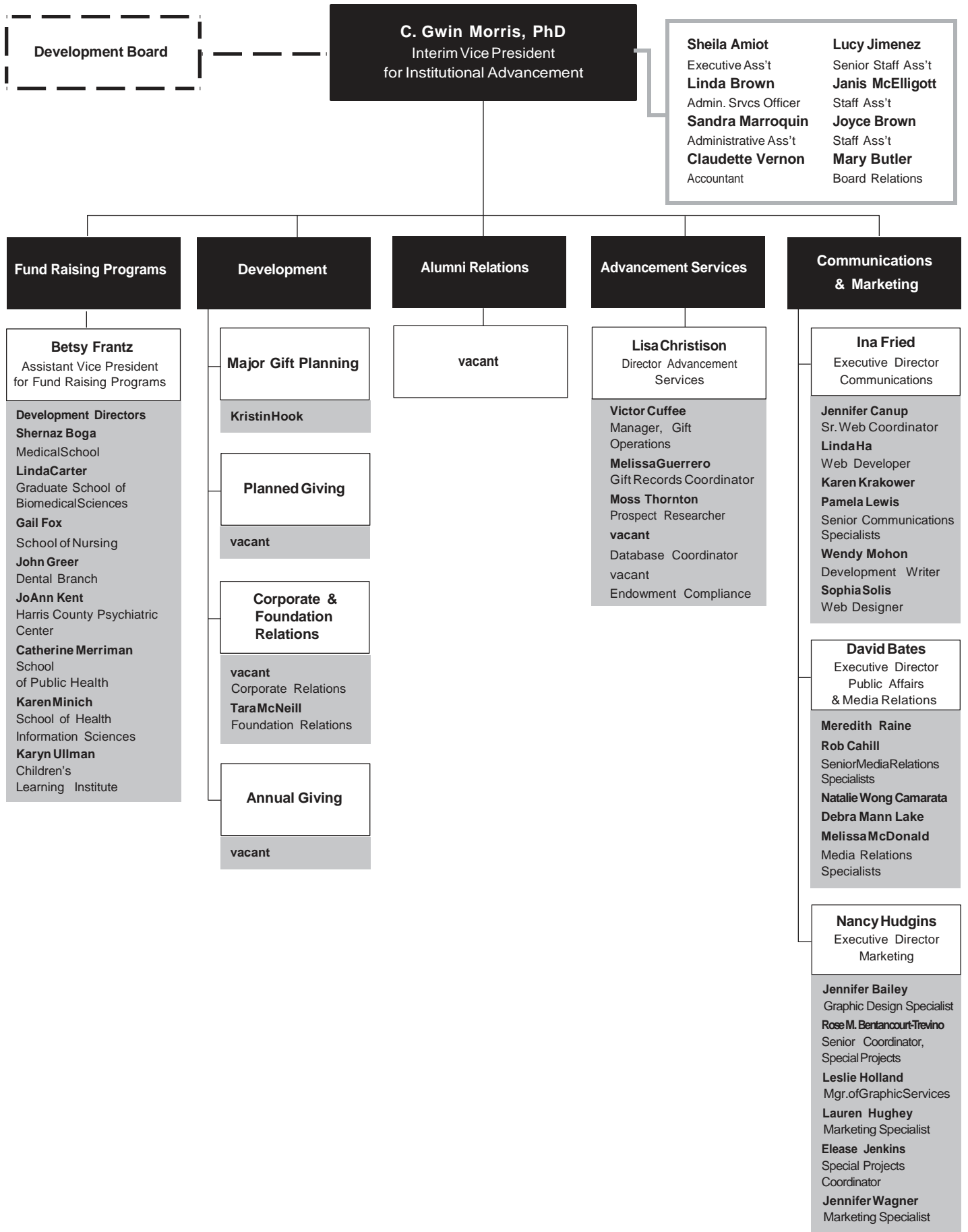
The marketing and community relations team consults on and produces marketing materials, creating a common public "face" and consistent "voice" for the institution. The team also coordinates special "signature" events, many in support of the Development Board — including donor events, President's Executive Luncheons, Fun Fest, Faculty Honors Convocation, Eeyore's Fun Run, STAR Awards, the UT Scholarship Golf Classic, groundbreakings and dedications, and anniversary events. The team also provides marketing services for the Medical School's physician's practice, the Dental Branch's faculty practice, and the clinics operated by UT School of Nursing at Houston. As a part of its commitment to Houston and the state, Institutional Advancement supports community activities and participates in community events, including health fairs, health walks and fundraisers. The team also coordinates an institutional speakers' bureau and volunteer program.

## Graphic and Editorial Standards

The Office of Institutional Advancement is responsible for managing the university's image via communications and graphic design. Among the services offered is design of collateral materials ensuring a professional and consistent look, and counsel on graphic and editorial standards, to ensure the appropriate use of the name and logotype for the health science center as a whole and for each of the schools. The standards apply to all forms of communication — electronic and print — including Web sites, brochures, newsletters, posters, stationery and more. Information about the graphic and editorial standards is available or you may call 713 500 3137 for assistance.

# 6a Institutional Advancement Organization

Source  
 C. Gwin Morris  
 Office of Institutional Advancement



Source  
Wendy Mohon  
Office of Institutional Advancement

## Levels of Endowments

At the end of FY 2006, the University held 312 endowments, up from 296 in FY 2005. Book value of those endowments by end of FY 2006 stood at \$87.2 million. Endowments are a critical element in the educational institution's vitality and quality. UTHSC-H encourages the establishment of permanent endowments to recruit, support and encourage faculty and students, stimulate productive research and build facilities. The UT System Board of Regents gratefully accepts gifts and approves the establishment of each endowment at the minimum levels indicated:

<b>Distinguished University Chair</b>	<b>\$2 million</b>	<b>Professorship</b>	<b>\$100,000</b>
<b>Distinguished Chair</b>	<b>\$1 million</b>	<b>Fellowship</b>	<b>\$50,000</b>
<b>Chair</b>	<b>\$500,000</b>	<b>Scholarship</b>	<b>\$10,000</b>
<b>Distinguished Professorship</b>	<b>\$250,000</b>		

The first five categories of endowed academic positions listed above are held by faculty who are appointed to these positions by the UT System Board of Regents. The appointee, or holder, uses the endowment income both for salary supplementation and for other professional support, including assistance in the holder's research.

Fellowships are also established and appointees are approved by the UT System Board of Regents. Endowment income may be used to supplement the salary and professional support of a holder. The income also may be used to provide temporary support, not to exceed one academic year, of distinguished scholars who are in temporary residence while participating in planned academic programs; of visiting scholars for special academic programs or purposes; of component faculty who have made unique contributions to academic life or to knowledge in their academic discipline; and of component faculty who have been selected for teaching excellence.

Scholarships and support of other educational activities are vital to the success of an educational institution. These endowments are designated for specific purposes of interest to donors such as support of specific research, awards to outstanding teachers or students, scholarships and student loans and support of specific laboratories, among others.

## Endowment Status

Source  
Lisa Christison  
Office of Institutional Advancement

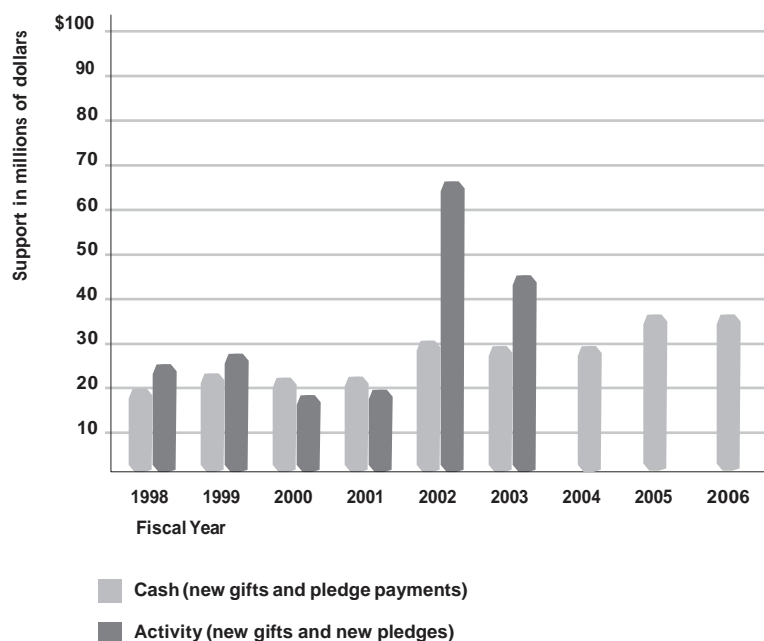
For more comprehensive information on these endowments, including current appointments, please visit the Office of Institutional Advancement's endowment status page as of February 16, 2006

Type	Status		
	Total number of endowments <sup>a</sup>	Number filled <sup>a</sup>	Percent filled <sup>a</sup>
Distinguished University Chair	6	3	50%
Distinguished Chair	16	6	38%
Chair	31	22	1%
Distinguished Professorship	26	14	54%
Professorship	49	38	78%

## 6a Voluntary Support 2006

Lisa Christison  
Office of Institutional Advancement

Source of Cash Gift	Amount
	FY 2006
Alumni	\$150,022
Parent	0
Individual	6,418,697
Foundation	20,507,958
Corporation	3,404,751
Organization	5,179,942
<b>Grand Total</b>	<b>\$3, 1,3 0</b>



## Endowment Trends 1997-2006

Source: Office of Institutional Advancement  
Data as of August 31

Year	Description	Total number of endowments <sup>a</sup>	Book value of all endowments <sup>a</sup>	Market value of all endowments <sup>a</sup>	Annual % change in book value
1997		150	21,753,244	34,750,969	21.8%
1998		165	27,207,666	39,200,105	25.1%
1999		181	32,995,715	52,081,012	21.3%
2000		207	41,300,883	68,705,610	25.2%
2001		221	46,291,319	64,564,814	12.1%
2002		236	56,247,329	66,638,813	21.5%
2003		255	61,241,529	76,426,419	8.9%
2004		271	66,483,469	88,629,257	8.6%
2005		296	79,822,207	112,841,523	20.1%
2006		312	87,181,444	127,055,407	9.2%

# Facilities Operating Expenditures 2006

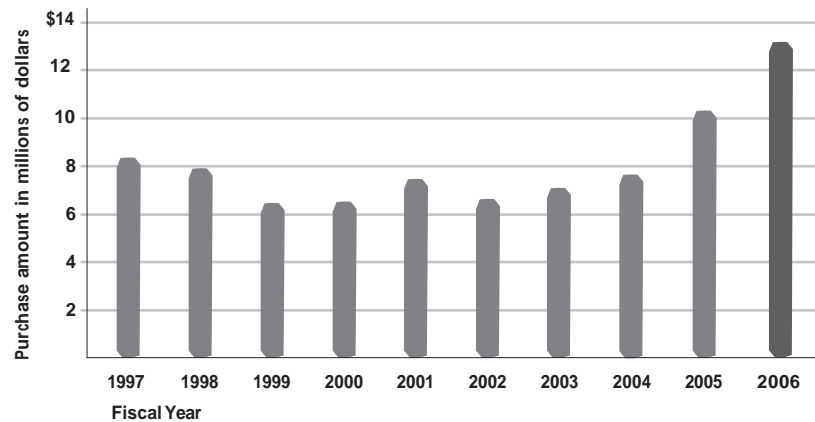
Source Operating expense figures are for *owned facilities only*.  
 Duane Heuer  
 Facilities Operations

Building	Operating Expenditures Fiscal Year 200			
	Total	Purchased Utilities	Building Maintenance	Housekeeping
Cyclotron Facility	\$14,010	\$115,861	\$26,825	\$3,324
Dental Branch Building	2,12,33	1,412,416	538,930	200,991
Medical School Building	, 1, 1	6,836,132	1,546,791	535,262
Mental Sciences Institute	1, 1	399,784	150,538	65,239
Operations Center	3, 4 4	247,316	186,061	104,107
Regional Academic Health Center	1, 2 0	36,207	150,527	12,516
Reuel A. Stallones Building	1, 31	1,040,232	407,276	138,807
Sarofim Research Building	44,1 3	698,462	25,921	19,770
School of Nursing & Student Community Center	,11	274,408	306,040	116,668
University Center Tower	2,14, 23	1,090,136	838,229	218,870
UT Professional Building	2,140, 41	1,115,737	539,393	485,611
3028 South MacGregor Way	,0	1,985	7,082	
<b>Grand Total</b>	<b>\$1, 3,4 4</b>	<b>\$13,2 ,</b>	<b>\$4, 23, 13</b>	<b>\$1, 01,1</b>

## Purchased Utilities 1997-2006

Source Figures include utilities costs for leased space as well as electricity; chilled water, steam, water, sewer, waste collection and natural gas for owned buildings exclusive of South Campus Housing and Recreation Center.  
 Duane Heuer  
 Facilities Operations

Fiscal year	Purchase amt
1997	\$, 2 0,4
1998	, 4 ,411
1999	,4 3,443
2000	, 0,0
2001	, 2,1
2002	, 2,
2003	,040,43
2004	, 1 ,3
2005	10,12 ,4
2006	13,44 ,





# 6b Space Inventory by Function 2006

Source  
Bret Wandel  
Facilities Planning and Engineering

note: Building gross square foot totals were reevaluated in February 2006. Those totals are reflected on this page and may not necessarily match figures submitted to the Texas Higher Education Coordinating Board in FY 2005.  
Numbers may not add due to rounding.  
a For owned facilities only  
b Leased facilities

Building	Space Fiscal Year 200											
	Gross Sq Ft <sup>a</sup>	Assignable SqFt	Classroom	Lab	Office	Study	Special Use	General Use	Support	Health Care	Residnt'l	Vacant
2636 South Loop West <sup>b</sup>		2,			2,795							
3400 Montrose <sup>b</sup>		2,13			2,193							
Aldean Westfield WIC		1,3					1,793					
Bayou City Medical Center <sup>b</sup>		2,3					2,369					
Basic Science Research Building <sup>b</sup>		13,2	3,864		9,224	101		98				
Building V (UT Southwestern) <sup>b</sup>		,32	2,431	738	5,203							
Child Development Center	,00	,04			518		4,643	357	86			
Cyclotron Facility	1,300	,1		3,417	3,333							
Dental Branch Building	32,000	1,3	8,894	50,390	50,120	6,867	11,437	6,671	10,356	54,624		
Denton A. Cooley Building <sup>b</sup>		2,134		17,128	5,594		313	1,887	212			
Family Development Center <sup>b</sup>		4,					4,869					
Fayez S. Sarofim Research Building		124,4		63,419	36,036		16,383	4,453	4,184			
Houston Main Building <sup>b</sup>		,10			5,913				3,997			
Houston Medical Center <sup>b</sup>		41,0		2,911	17,479			719	408	8,847		10,715
Houston Training School Building <sup>b</sup>		1			691							
Jesse Jones Library <sup>b</sup>		41,4			41,299			119	177			
Lyndon B. Johnson Annex <sup>b</sup>		,4	1,926	498	3,769			1,824	228			242
Medical School Building	2,200	4,4	22,710	221,816	169,635	8,813	9,036	28,168	10,482	6,616		597
Mental Sciences Institute	103,100	1,2	1,350	15,629	20,620	2,305	18,908	326	2,283	207		
Mental Science Institute Storage		0		506								
Morrow House Estate		,44										7,744
North Channel Ministries <sup>b</sup>		2,21					2,721					
North Mopac Building <sup>b</sup>		3,2			3,552							
Operations Center Annex	1,000	1,4			2,822			572	12,170			
Operations Center Building	210,100	12,21			55,477			4,182	90,854			11,705
Park Place United Methodist Church <sup>b</sup>		41					841					
Power Center Social Services <sup>b</sup>		2,331	447		341					1,544		
Recreation Center	24,00	1,4			2,960			13,512	75			
Recreation Center Pool House	00	4						848				
Regional Academic Health Center	2,400	,1	1,332	962	5,911	463	202					
Reuel A. Stallones Building	231,00	1,22	12,440	23,158	93,973	9,325	3,222	11,209	5,901			
School of Nursing & Student Community Ctr	1,300	,1	17,278	23,266	35,319	2,676		20,130	147			
SONSCC Service Building	,100	2,30										
School of Public Health (San Antonio) <sup>b</sup>		,14	1,194	1,227	5,468	257						
Smith Tower <sup>b</sup>		2,3			878					1,759		
Stanton Professional Building <sup>b</sup>		,432	926	430	5,471	37			277			
Starr County Health Studies <sup>b</sup>		2,112								2,112		
Stonelake Building					657							
Student Faculty Apartments	412,400	30,1			879			1,074	7,124		371,541	
Texas Institute for Rehab & Research <sup>b</sup>		3,1		694	2,824							
University Center Tower & Garage	3,0	20,1	2,523	16,093	188,404	241	1,557	6,064	388,958	4,259		12,519
University Housing Apartments		1,3			949			1,232			194,392	
University Housing Garage		14,2							149,258			
UT Professional Building & Garage	1,200	1,31			50,068			4,013	592,447	186,559		12,544
<b>Grand Total</b>		<b>3,43,</b>	<b>,31</b>	<b>442,21</b>	<b>3,3</b>	<b>31,3</b>	<b>,22</b>	<b>10,4</b>	<b>1,21,4</b>	<b>2,2</b>	<b>,33</b>	<b>,0</b>



# Space Inventory by Program 2006

Source  
Bret Wandel  
Facilities Planning and Engineering

note: Building gross square foot totals were reevaluated in February 2006. Those totals are reflected on this page and may not necessarily match figures submitted to the Texas Higher Education Coordinating Board in FY 2005.

Numbers may not add due to rounding.

a For owned facilities only

b Leased facilities

Building	Space Fiscal Year 200											
	Gross Sq Ft <sup>a</sup>	Assignable SqFt	Instruction	Research	Public Service	Acadmc Support	Student Service	Inst'l Support	PhysPlant Oper	Student Support	Indpt Oper	Vacant
2636 South Loop West <sup>b</sup>		2,			2,795							
3400 Montrose <sup>b</sup>		2,1 3		2,193								
Aldean Westfield WIC		1, 3			1,793							
Bayou Medical Center <sup>b</sup>		2,3			2,369							
Basic Science Research Building <sup>b</sup>		13,2	3,958			9,329						
Building V (UT Southwestern) <sup>b</sup>		,3 2	6,356	2,016			5,604					
Child Development Center	, 00	, 04						6,751				
Cyclotron Facility	1 ,300	, 1										
Dental Branch Building	32 ,000	1 ,3	102,056	45,194	4,870	34,084	6,792	2,859	3,503			
Denton A. Cooley Building <sup>b</sup>		2 ,134	212	21,030		3,892						
Family Development Center <sup>b</sup>		4,			4,869							
Fayez S. Sarofim Research Building		124,4	2,403	84,607		32,615		4,851				
Houston Main Building <sup>b</sup>		, 10						9,910				
Houston Medical Center <sup>b</sup>		41,0	6,105	2,004	6,473	6,231		113			9,438	10,715
Houston Training School Building <sup>b</sup>		1		691								
Jesse Jones Library <sup>b</sup>		41, 4	2,597	1,896		34,663		2,299	139			
Lyndon B. Johnson Annex <sup>b</sup>		,4	4,056	249		3,941						242
Medical School Building	2,200	4 , 4	88,270	224,016	6,132	121,355	26,209	5,390	3,737		2,168	597
Mental Sciences Institute	103,100	1, 2	7,518	35,126	8,720	9,065		465	733			
Mental Science Institute Storage		0		506								
Morrow House Estate		, 44										7,744
North Channel Ministries <sup>b</sup>		2, 21			2,721							
North Mopac Building <sup>b</sup>		3, 2		3,552								
Operations Center Annex	1 ,000	1 , 4						6,674	8,890			
Operations Center Building	210,100	1 2,21		771		9,165		59,953	47,096		33,529	11,705
ParkPlace United Methodist Church <sup>b</sup>		41			841							
Power Center Social Services <sup>b</sup>		2,331	447		1,884							
Recreation Center	24, 00	1 , 4					16,108	439				
Recreation Center Pool House	00	4					848					
Regional Academic Health Center	2 ,400	, 1	5,470	3,401								
Reuel A. Stallones Building	231, 00	1 ,22	62,892	41,225		50,558	2,191	71	2,290			
School of Nursing & Student Community Ctr	1 ,300	, 1	40,984	19,345	697	22,094	14,853	732	111			
SONSCC Service Building	,100	2,3 0						2,350				
School of Public Health (San Antonio) <sup>b</sup>		,14	7,356	792								
Smith Tower <sup>b</sup>		2, 3	689		1,948							
Stanton Professional Building <sup>b</sup>		,432	6,558	875								
Starr County Health Studies <sup>b</sup>		2,112		1,056	1,056							
Stonelake Building						657						
Student Faculty Apartments	412,400	3 0, 1					380,617					
Texas Institute for Rehab & Research <sup>b</sup>		3, 1	116	2,083	122	1,198						
University Center Tower & Garage	3 , 0	20, 1	16,572	40,389	5,299	12,282	200,348	286,243	10,054		36,912	12,519
University Housing Apartments		1 , 3					196,573					
Universtiy Housing Garage		14 ,2					149,258					
UT Professional Building & Garage	1,200	1, 31	89,411	91	246	19,983	296,092	295,863	5,340		132,059	12,544
<b>Grand Total</b>		<b>3, 43,</b>	<b>4 4,024</b>	<b>33,10</b>	<b>2, 3</b>	<b>3 1,111</b>	<b>1,2 ,4 4</b>	<b>4, 3</b>	<b>1, 4</b>	<b>0</b>	<b>214,10</b>	<b>,0</b>

# 6b Capital Equipment Expenditures by Asset 997-2006

Source  
Bonnie Geppert  
Capital Assets Management

a Reflects capitalization threshold change from \$500 to \$1,000.  
Numbers may not add due to rounding.

Asset	Expenditures per fiscal year									
	1997	1998	1999	2000	2001	2002	2003	2004	2005	2006
Office equipment & furniture	\$377,215	\$211,282	\$350,608	\$177,213	\$228,737	\$196,118	\$291,685	\$206,080	\$104,630	\$49,797
Physical plant & police	3,189,670	267,790	369,202	302,199	310,081	326,699	696,808	480,397	193,286	412,753
Audio-visual & media	365,479	432,109	992,333	1,360,710	707,270	1,244,436	508,856	282,513	358,557	1,072,267
Medical, lab & research	3,657,116	2,831,248	3,953,391	4,392,158	5,913,888	9,026,516	9,165,860	7,353,682	7,858,148	6,454,801
Hospital & patient care	81,396	140,491	85,099	298,618	253,485	1,003,932	519,801	181,043	173,457	377,285
Instructional, teaching & library	136,241	162,157	198,330	232,896	185,119	284,290	70,416	172,467	167,054	24,267
Data processing & computer related	7,259,397	5,330,971	4,683,019	5,890,258	6,069,847	4,875,953	6,429,281	4,126,267	3,773,031	3,782,508
Print shop	37,781	27,169	228,426	1,975	1,346	3,990				
Food service	27,859	30,578	50,346	51,501	22,905	33,440	34,186	28,865		5,250
Recreational	14,661	95,959	34,090	8,890	20,565	166,675	1,767	5,263		
<b>Grand Total</b>	<b>\$1,14,1</b>	<b>\$,2,3</b>	<b>\$10,44,4</b>	<b>\$12,1,41</b>	<b>\$13,13,244</b>	<b>\$1,12,04</b>	<b>\$1,1,0</b>	<b>\$12,3,</b>	<b>\$12,2,13</b>	<b>\$12,1,2</b>

