

The Office of Academic Affairs is pleased to introduce the fifteenth edition of The University of Texas Health Science Center at Houston's annual *Fact Book*. As with previous editions, there are a few data-related caveats.

*Fact Book 2008* covers fiscal years 1998 through 2007 wherever possible and appropriate. Titles and data headers will clearly indicate the time frames that follow. Some student, faculty, employee, and budget tables reflect FY 2008 data as it is available and timely. Text sections and organizational charts reflect most current information available as of press time.

*Fact Book 2008* is disseminated primarily to an internal audience of academic and managerial administrators and faculty. Our primary aim has always been to compile useful and interesting information about the university in a format that provides historical context and lends itself to trend analysis for the use and convenience of administrators, faculty and staff.

---

Please direct questions and comments regarding *Fact Book 2008* to:

The Office of the Executive Vice President for Academic Affairs  
Outcomes Assessment & Biostatistical Services  
7000 Fannin Street, Suite M-60  
Houston, Texas 77030  
UCTM-60 (for intra-institutional mail)

713 500 3246 telephone

713 500 3120 facsimile

We welcome and encourage your comments and suggestions.

The University of Texas Health Science Center at Houston  
*Fact Book* contacts

Henry (Hank) James, Editor  
*Administrative Analyst*

L. Maximilian Buja, MD  
*Executive Vice President for Academic Affairs*

The University of Texas Health Science Center at Houston is accredited to award undergraduate, graduate, doctoral and professional degrees by:

The Commission on Colleges of the Southern Association  
of Colleges and Schools  
1866 Southern Lane  
Decatur, Georgia 30033  
telephone 404 679 4501

The University of Texas Health Science Center at Houston is an equal opportunity employer. In accordance with both state and federal laws and regulations, UTHSC-H will provide equal opportunity in all employment-related activities without regard to race, color, religion, sex, sexual orientation, national origin, age, disability or veteran status.  
published January 2008

# Acknowledgements

---

The *Fact Book* is truly a university-wide effort. We would like to take this opportunity to thank each of the individuals who graciously provided data for *Fact Book 2008*. We ask our readers to pay particular attention to the sources listed throughout the book. Without these individuals' efforts this book simply would not exist.

Please accept our most heartfelt thanks for a job well done!

Henry (Hank) James  
Editor, *Fact Book 2008*

---

<b>tab</b>	<b>section</b>	<b>page</b>
<b>1</b>	<b>Institutional Profile</b>	<b>5</b>
	1a Institutional Profile	5
	1b Employees	33
	1c Budget	53
<b>2</b>	<b>Education</b>	<b>61</b>
	2a Academic Programs	61
	2b Students	69
	2c International Relations	95
<b>3</b>	<b>Research</b>	<b>99</b>
<b>4</b>	<b>Patient Care</b>	<b>111</b>
<b>5</b>	<b>Community Service</b>	<b>121</b>
<b>6</b>	<b>Institutional Development</b>	<b>127</b>
	6a Institutional Advancement	127
	6b Physical Environment	131

---

# Web Sites to Know

---

## **General Information**

Home Page

White Pages (staff and student contact info)

## **Institutional Policy & Research**

Community of Science/Faculty Database

Handbook of Operating Procedures

Fact Book 2008

Student Guide

Graphic & Editorial Standards

## **UT System and Texas Government Resources**

UT System

Regents' Rules and Regulations (UT System policies)

Texas Higher Education Coordinating Board

Web Texas: Links to Texas government resources

## **Resource Departments**

Academic Affairs

Environmental Health & Safety

Human Resources

Information Technology

Office of Research

Office of Institutional Advancement (Public Affairs)

---

## Mission & Vision Statements

## Excellence Above All

---

### Organization

The University of Texas Health Science Center at Houston was created by The University of Texas System Board of Regents and supported by the Texas Legislature in 1972. Located in the world renowned Texas Medical Center, it brings together a dental school (established in 1905), a graduate school of biomedical sciences (1963), a medical school (1969), a school of public health (1969), a school of nursing (1972), a school of health information sciences (1997), a psychiatric center (1986) and an institute of molecular medicine for the prevention of human diseases (1995). The university pursues its mission through a comprehensive approach to health.

---

### Mission

The University of Texas Health Science Center at Houston is a comprehensive health science university composed of six schools, an institute of molecular medicine and a psychiatric center. The health science center's mission is to treat, cure and prevent disease now and in the future by educating health science professionals; discovering and translating advances in social and biomedical sciences; and modeling the best practices in clinical care.

To fulfill its mission, The University of Texas Health Science Center at Houston:

- + *Educates health professionals and scientists in a diverse interdisciplinary academic community.*
  - + *Creates and evaluates new knowledge—through basic science and applied research—as it relates to disease prevention, treatment and cure.*
  - + *Provides leadership and advances scholarship in biomedical sciences, health professions, health promotion, public health policy and health care delivery.*
  - + *Models appropriate and compassionate clinical care.*
  - + *Addresses the health needs of the community at large through public health expertise, information, outreach and service.*
  - + *Develops the expanding field of health information science.*
- 

### Vision

"Excellence above all" in the quest to be an acknowledged leader in the collaboration to treat, cure and prevent the most common diseases of our time through education, research and clinical practice.

The University of Texas Health Science Center at Houston aspires to be a leader in the collaboration to treat, prevent, and cure the most common diseases of our time by:

- + *Utilizing the distinctive capabilities of its schools, clinics, institutes and centers;*
- + *Collaborating with colleagues in the University of Texas System, the Texas Medical Center and throughout the world;*
- + *Being an academic health science center that is nationally and internationally recognized in teaching, research and service;*
- + *Serving as a home for the visionaries and scholars who will lead the way in defining and creating the future of the health sciences; and*
- + *Providing a diverse work environment that is ethically-based, service-oriented and community-sensitive.*

# 1a By the Numbers: The UT Health Science Center at Houston 2007

---

The most comprehensive academic health center in Texas educates and trains health professionals and biomedical scientists, conducts cutting edge biomedical, behavioral and population research and provides both primary care and highly specialized medical, dental and public health care and expertise.

- + 1 component of The University of Texas System.
- + 3,775 student enrollment.
- + 1,322 faculty.
- + 3,115 staff.
- + \$725.3 million operating budget in FY 2008.
- + \$126.8 million in un-reimbursed patient care provided to medically and financially indigent citizens of Harris County in 2007.
- + 30,270 graduates since 1972.
- + 3.7 million assignable square feet occupied in 45 buildings and leased facilities throughout the Texas Medical Center and the greater Houston area.
- + Over 790 grant-funded research projects in progress at any given time.
- + 1 Nobel Prize winner.
- + 3 members of the National Academy of Sciences.
- + 5 members of the Institute of Medicine.
- + 3 members of the American Academy of Arts and Sciences.
- + 12 members of the American Academy of Nursing.
- + 32 members of the International Association of Dental Research.
- + 2 members of the American College of Medical Informatics.
- + \$100.1 million endowment (book value).
- + \$2.2 billion annual indirect economic impact on the Houston metropolitan region.

**In 2007:**

- + 3,775 students enrolled in 19 degree and certificate programs at 6 UTHSC-H schools located within the Texas Medical Center and at 4 regional campuses.
- + Students participated in clinical training at over 200 affiliated sites across the Houston metropolitan area and across Texas.
- + 958 students received degrees from UTHSC-H and began careers as health professionals and biomedical scientists.
- + Researchers conducted research expending \$191.7 million in sponsored research dollars and submitted 1,127 proposals for new research funding.
- + Clinicians trained nearly 900 medical and dental residents as they delivered care in more than 60 outpatient and inpatient sites, reflecting more than 1 million patient encounters.

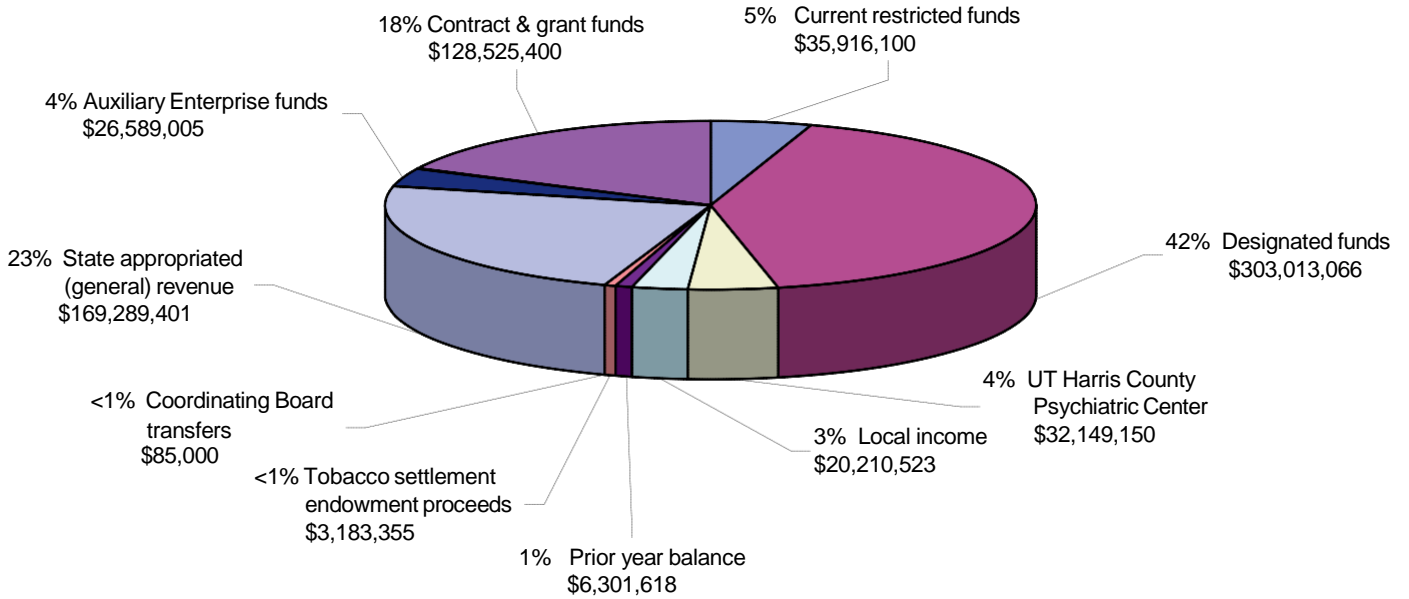
---

**Student enrollment for Fall 2007**

School	Enrollment
Dental Branch	452
Graduate School of Biomedical Sciences	578
School of Health Information Sciences	80
Medical School	935
School of Nursing	771
School of Public Health	959
<b>Total students</b>	<b>3,775</b>

**FY 2008 Total Operating Budget by Revenue Sources**

FY 2008 Total operating budget = \$725.3 million



# 1a Institutional Profile

---

## Sources

UTHSC-H school catalogs  
Fact Book 2008 data

In the mid 1940's a quiet transformation was taking place in a small area within the city of Houston. The resulting Texas Medical Center changed the face of Houston and the state of Texas forever. While watching this developing medical synergy, a committee of representatives from The University of Texas (UT) System decided to take action. As the Texas Medical Center became a world renowned medical center, the face of medical education within its boundaries was also gaining a reputation. Today what started as a committee proposal in the mid 1960's has become the most comprehensive of the six health institutions in the UT System, The University of Texas Health Science Center at Houston.

Since the health science center's creation by the UT Board of Regents and endorsement by the Texas Legislature in 1972, it stretched the boundaries of academic medicine and the medical education frontier by becoming a health science center with a character and scope different from any other in Texas. Innovative teaching environments within the six academic schools have brought the health science center's scope into extensive research opportunities, comprehensive patient care and community service. This comprehensive environment brings together researchers from the different disciplines to explore and find prevention models for some of the most difficult diseases of this century.

---

The core of the health science center's strength is its eight academic and operating units:

- + Dental Branch
- + Graduate School of Biomedical Sciences
- + School of Health Information Sciences
- + Medical School
- + School of Nursing
- + School of Public Health
- + Harris County Psychiatric Center
- + The Brown Foundation Institute of Molecular Medicine for the Prevention of Human Diseases

The health science center is characterized by consolidation and growth in all dimensions through the combination of biomedical sciences, social sciences and behavioral sciences, with influences from the humanities in the kind of interdisciplinary activities that are part of the fundamental definition of a modern academic health science center. These interdisciplinary activities enable faculty and staff to place special emphasis on complex ethical, economic, socio-behavioral, scientific and clinical questions related to health. They also provide opportunities for clinicians and scientists to engage in clinical and translational research designed to take scientific discoveries from the lab to the patient's bedside.

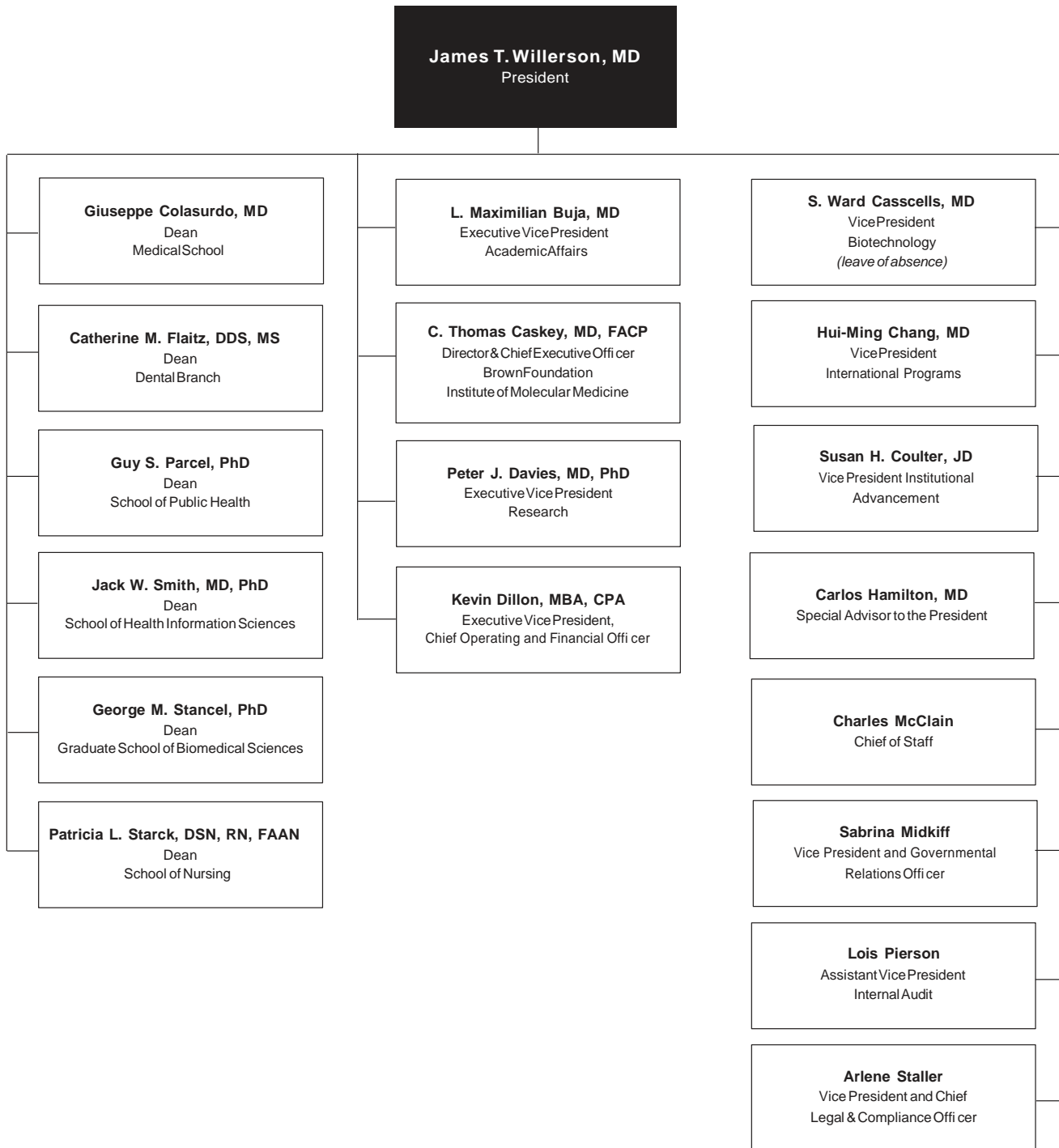
To continue this collaborative spirit, the university maintains close ties with many Texas Medical Center institutions as well as Rice University, the University of Houston (both the main campus and the downtown campus), Texas Southern University, Prairie View A&M University, UT-Pan American and UT-El Paso, to name a few.

Now in our 36th year, the health science center will continue its emphasis on teaching, research, patient care and community service to the large and diverse community of the greater Houston area and to the State of Texas. We will also maintain focus on the relationships among basic biomedical and behavioral research, direct patient care and health services, preventive services and public education. This focus will enable us to continue to fulfill our obligation to train and educate health professionals and biomedical scientists for the state in a setting that combines clinical and didactic teaching with excellent research.

In the academic year 2007, the health science center community includes more than 9,000 members (4,437 faculty and staff, 3,775 students, 797 medical residents, 89 dental residents/postgraduate students and approximately 200 fellows.)



Source  
 Charles W. McClain  
 President's Office



# 1a Dental Branch

Dean Catherine Flaitz, DDS, MS

Administrative and departmental offices are located at:  
Dental Branch Building  
6516 M D Anderson Boulevard  
Houston, Texas 77030

Source

JohnValenza  
Dental Branch

## Mission, Vision and History

Since its inception The University of Texas Dental Branch at Houston has set the standard for oral health excellence through its focus on education - training the best dentists, research - discovering new oral health advancements, and service - caring for the citizens of Southeast Texas.

In 2007 the Dental Branch advanced its effort to raise funds for a state-of-the-art dental school in the Texas Medical Center that could support the expanded needs of oral health and the growing vision of the administration. This \$143 million initiative, *Open To Health*, is more than halfway there with \$78 million in hand, thanks to \$60 million in state Tuition Revenue Bonds and \$18 million in UT System Permanent University Funds. This effort will not only fund the construction of the new building, but also create new resources for research, teaching and community service. The school's vision for the future takes oral health out of the mouth and into every facet of the health sciences including information technology, diagnostics, stem cell research, and public health. The Dental Branch has evolved exponentially from the small pioneering institution that was founded in 1905. As the first professional school in Houston and the first dental school in Texas, the Dental Branch has always occupied a unique place in history. It has remained Houston's only dental school, even as the city has grown to become the fourth largest in the country. From 1905 through 1943 the school reopened its doors as The University of Texas School of Dentistry - later renamed The University of Texas Dental Branch at Houston. In 1945, the UT System Board of Regents authorized the creation of the School of Dental Hygiene as part of the Dental Branch and the first hygiene class was admitted in 1955, the same year the current building was completed.

## Fulfilling the mission - Education

The Dental Branch offers ten accredited programs in primary care and dental specialties using a broad-based competency driven curricula and extensive outcomes assessment evaluation. Ongoing curricula development emphasizes evidence-based dentistry and building skills for life-long learning.

In response to the state's need for oral healthcare providers and an increase in the number of highly-qualified applicants, the Dental Branch increased its class size during the 2005 and 2006 academic years. Annual admissions rose from 64 to 84, a 31% increase. With the new Dental Branch building, the continuation of a robust applicant pool, and the recruitment of additional outstanding faculty; further growth in class size is anticipated to meet the oral health needs of Texans.

Because community service is an important part of the school's mission, administrators believe that the student body should be as diverse as the community it serves. The Dental Branch has integrated a focus on cultural competency, diversity and inclusion built on the foundation of the American Medical Student Association's Achieving Diversity in Dentistry and Medicine guidelines into all four years of the undergraduate dental curriculum. This focus is supported by two recently established programs. The first, the Dental Branch Hispanic Center of Excellence (HCOE) will enhance and expand faculty and dental student research expertise on Hispanic and other under-represented minority health issues through resources to educate and promote such research. Second, the Robert Wood Johnson Foundation Summer Medical and Dental Education Program provides intensive and personalized training opportunities for pre-dental and medical students as a preparatory program to ultimately increase the number of under-represented and minority health care practitioners in Texas. As the only dental school in southeast Texas, a top priority of the Dental Branch is to retain its pivotal role as a primary source of quality oral health care to low income families and the traditionally underserved.

## Fulfilling the mission - Research

Research brings about progress and advancement that changes and saves lives. Dental Branch faculty members are investigating:

- saliva as a diagnostic tool using proteomic analysis
- mechanisms of autoimmune disease
- mechanisms of mucosal immunity
- advanced imaging for craniofacial anomalies
- molecular imaging of oral cavity and other cancers
- oral manifestations of HIV infection

The Dental Branch has a strong commitment to building the workforce of oral health scientists for the 21st century. Funded by a National Institutes of Health comprehensive research training grant, UT-TORCH, has five tracks for specialized research training in oral health research including opportunities for current faculty to pursue advanced research degrees and short-term training, support for DDS/PhD students as well as pre-and post-doctoral fellows.

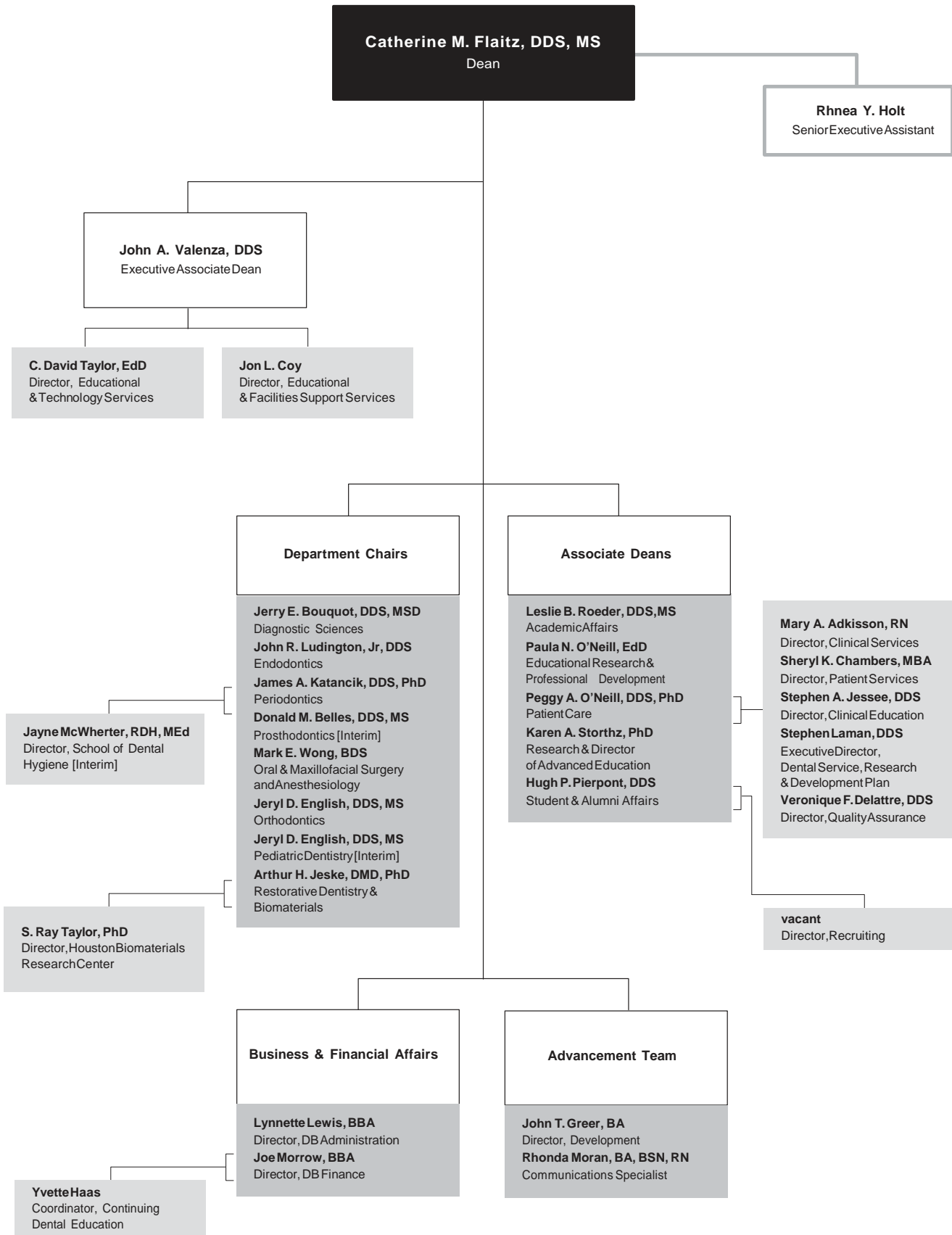
## Fulfilling the mission - Community Service/Patient Care

Providing people with better health is the reason for the school's existence. Please see page 121 for additional information on Dental Branch community service activities.

## Facilities

The Dental Branch is housed in a six-floor building located within the Texas Medical Center. The building consists of 325,483 gross square feet and includes basic science laboratories, lecture rooms, an auditorium, a library and learning resources center, a clinical simulation and learning center, a surgical oral pathology laboratory, a faculty practice clinic, faculty offices, clinics, administrative offices, and service and mechanical areas. There is also space for clinical research and continuing education.

Source  
LynnetteLewis  
Dental Branch



# 1a Graduate School of Biomedical Sciences

---

Dean George M. Stancel, PhD

Administrative and departmental offices are presently located in:  
George & Cynthia Mitchell Basic Sciences Research Building  
6267 Bertner  
Houston, Texas 77030

Source

Linda Carter  
Graduate School of Biomedical Sciences

## History and Purpose

The UT Graduate School of Biomedical Sciences (GSBS) educates all the future PhD and MS biomedical scientists from the UT Health Science Center and UT M D Anderson Cancer Center at Houston, as well as all the combined MD/PhD graduates. Authorized by the 58th Legislature in 1963, its mission is to train and educate research scientists and scientist-educators, to generate new knowledge in the biomedical sciences that will be translated into improved health, and to increase public understanding of science. In essence, the school provides for the workforce needs of Texans and the nation and help solve the health challenges of the future.

Originally established as the academic arm of The UT M D Anderson Cancer Institute, GSBS has become an important academic bridge between several Texas Medical Center institutions. The GSBS links graduate education at UTHSC-H and UT M D Anderson Cancer Center as well as Texas A&M Institute of Biosciences and Technology. Through its highly collaborative graduate education programs, the GSBS adopted an interdisciplinary approach to graduate education that provides broad-based training in the biomedical sciences, as well as in-depth training in the area of a student's thesis and dissertation research.

Following a basic core of required courses, students may choose one from 16 formal programs, or design a highly individualized degree plan of study toward a PhD, MD/PhD, or MS degree. This educational structure enables students to conduct their research in a traditional discipline or in newly developing inter- or multi-disciplinary areas. This flexible approach provides both depth and breadth in training in the biomedical sciences and serves to attract some of the best and brightest students as well as faculty, which results in the growth of an immense intellectual resource for Texas.

---

## Instructional Programs

The vast Texas Medical Center faculty and facilities are at the fingertips of GSBS students. As listed in the catalog, areas of study include biochemistry, biomathematics and biostatistics, biophysics, cancer biology, cell biology, molecular carcinogenesis, genes and development, human and molecular genetics, immunology, integrative biology, microbiology and molecular genetics, molecular biology, molecular pathology, neuroscience, pharmacology, physiology, radiation biology, regulatory biology, toxicology, virology and gene therapy. In addition there are two specialized master degree programs: genetic counseling and medical physics.

Currently there are 580 full-time faculty. This large and distinguished group includes the 1998 winner of the Nobel Prize in Physiology or Medicine, two Lasker Award winners, and numerous recipients of other honors, awards and professional recognition. Faculty from our combined participating institutions consistently receive more than \$200 million in research support annually from the National Institutes of Health, giving them (and the GSBS) a rank in the top 1-2 percent of NIH funding in the world.

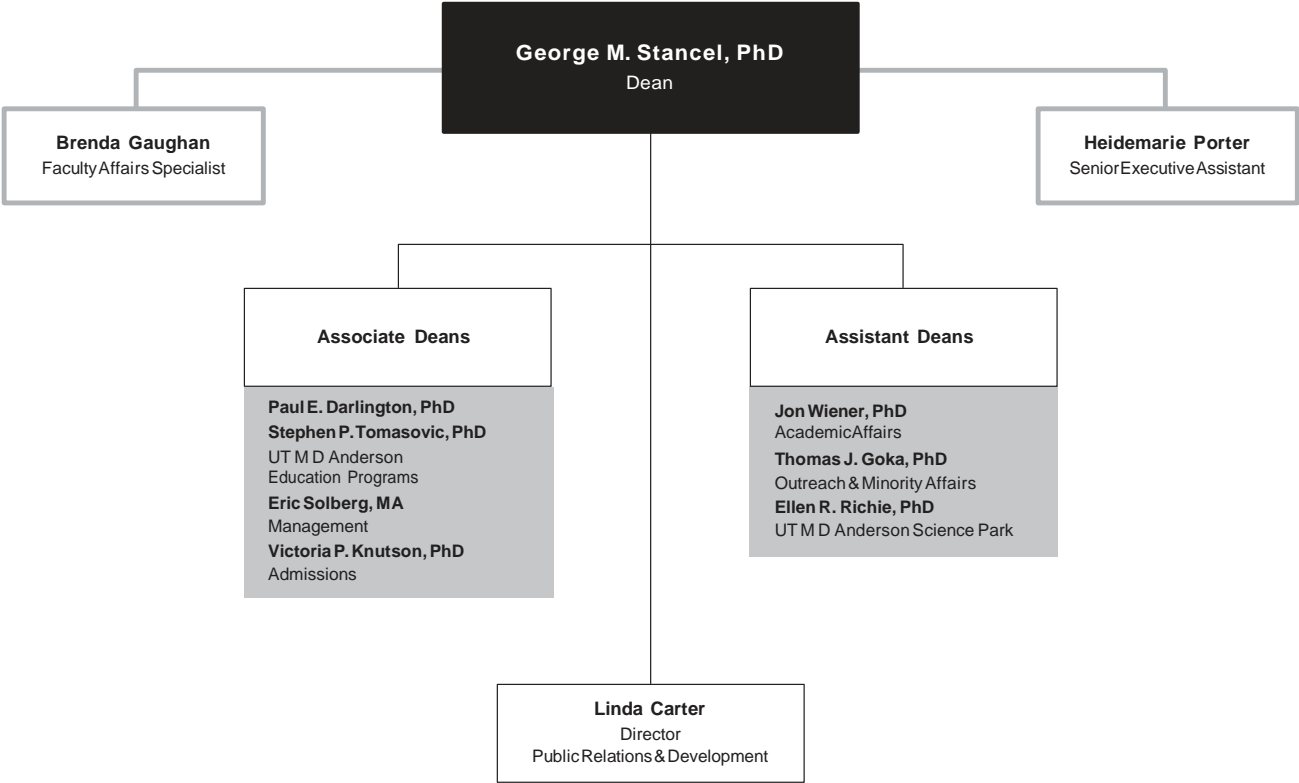
The Fall 2007 student body of 576 includes approximately one-third of its population from Texas, one-third from other parts of the United States, and one-third who are international students, with an equal number of men and women. Current GSBS students are offered over \$1 million in scholarship awards and stipend support for scholastic excellence and research achievement.

## Facilities

The Graduate School, including the Dean's Office and Administrative personnel, is permanently located in the new George and Cynthia Mitchell Basic Sciences Research Building where it is housed in the June & Virgil Waggoner Academic Hall. Complete with state of the art classrooms, computer lab, auditorium, and telecom capabilities for beaming classes and lectures around the globe, it is geared for a growing and dynamic student population.

Following first year classes in a broad range of biomedical sciences and research ethics, many didactic teaching and training activities of the GSBS are conducted in lecture rooms and laboratories where faculty members hold their primary academic appointments. These include facilities at other UTHSC-H components, UT M D Anderson Cancer Center, Baylor College of Medicine, Rice University, Texas Woman's University and the University of Houston. The Graduate School's intellectually rich and cooperative environment provides GSBS students the opportunity and challenge to develop research projects which will prepare them for the rapidly changing nature of health care needs and to find the solutions for the future.

Source  
George M. Stancel  
Graduate School of Biomedical Sciences



# 1a School of Health Information Sciences

---

Dean Jack Smith, MD, PhD

Administrative and departmental offices are located in:  
University Center Tower  
7000 Fannin, 6th, 8th, and 14th Floors  
Houston, Texas 77030

Source

Jack Smith  
School of Health Information Sciences

## History and Purpose

The School of Health Information Sciences (SHIS) is the first such school in the nation to offer graduate degrees in health informatics. Informatics became the focus of the school in 1997, with the school's name changing in 2001 to reflect its new mission. SHIS is now recognized nationally and internationally for innovative, interdisciplinary approaches to research and education. This new knowledge is being applied to research, health care, application and the education of outstanding informatics leaders. The school's mission is to provide educational and research opportunities in informatics to health care professionals and biomedical scientists working as interdisciplinary teams. As health care is becoming a cooperative interaction among the health and bioscience disciplines, there is a need for health practitioners and scientists who better understand the data, information, knowledge, assumptions and decision making of others as they attempt to design, provide and evaluate health care and scientific data.

---

## Instructional Programs

Currently the school offers two degrees, a master of science in health informatics (MS) and a doctor of philosophy in health informatics (PhD). The School also offers a 5 course Certificate of Health Information Sciences.

SHIS offers interdisciplinary graduate-level courses in health informatics for students enrolled in UTHSC-H's schools and for health professionals and scientists in the Texas Medical Center (TMC) and across the state. The MS degree focuses on the study of how health and biomedical science data are collected, stored and communicated and how the data are processed into health information suitable for research, administrative, and clinical decision making.

The curriculum stresses the development of interdisciplinary teams to evaluate and address the complex informatics issues that face healthcare and biomedical research. The identified issues are based on real-world problems. Students have been able to solve some of these problems during their study with faculty mentors. The PhD program is designed for graduates to research and evaluate new regions or domains of health informatics, lead interdisciplinary teams, and effectively communicate research findings to peers and practitioners. Newly inaugurated dual degree programs with the School of Public Health further promote the collaboration and interdisciplinary activities for the two schools.

Students come from a wide variety of backgrounds with a variety of skills. Each student, along with a faculty admissions committee, determines the student's curriculum from a matrix of courses. Scientists and practitioners across UTHSC-H, the Texas Medical Center, and beyond provide a real world laboratory for honing reasoning, knowledge and research skills. The programs receive strong support from UTHSC-H and other TMC institutions.

There are three focus areas. Originally, the curriculum for the degrees in Health Informatics was primarily clinically focused. Currently, SHIS is enhancing two other informatics focus areas within the MS and PhD programs.

### First focus area, Clinical Informatics:

- + Cognitive science in medicine
- + Clinical Translational Science
- + Artificial intelligence, knowledge modeling, and decision support
- + Information retrieval, data mining, and database design
- + Ontology
- + Practice guidelines
- + Electronic medical records
- + Telemedicine
- + Public Health and bio-security Informatics
- + User interface design and human-computer interaction in health care
- + Information display and visualization
- + Patient safety
- + Informatics for extreme environments
- + Medical decision making
- + Personal health information management

### Second focus area, Computational Biomedicine:

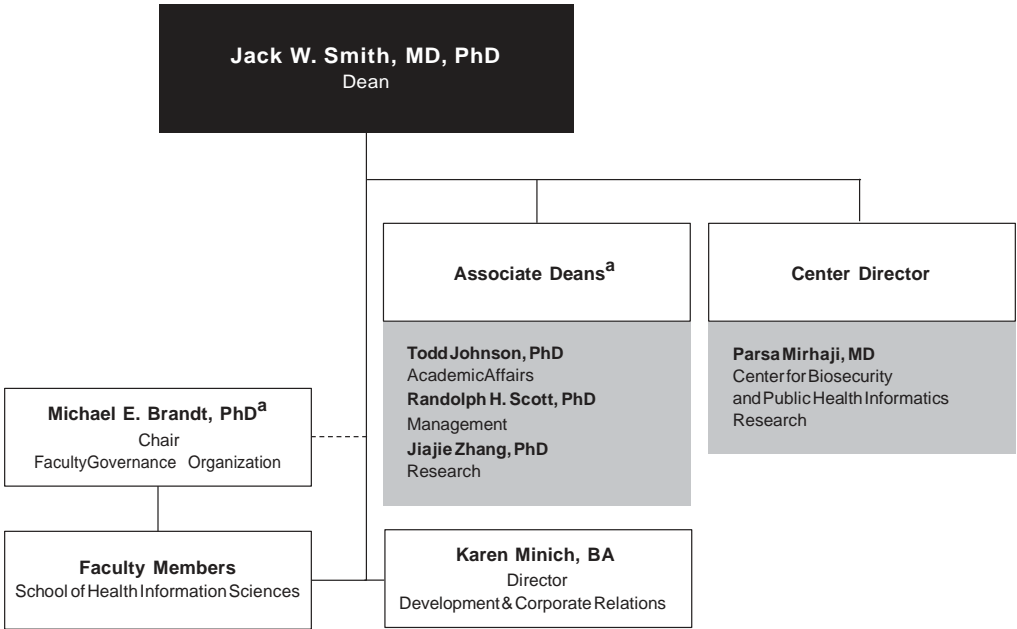
- + Bioinformatics
- + Computational biostatistics
- + Computational biomedical engineering sciences
- + Neuroinformatics
- + Systems biology
- + Modeling and simulation of biomedical systems and processes
- + Image and signal analysis
- + Image pulse sequences
- + Complex dynamic systems in biomedicine

### Third focus area, Learning and Technology:

- + Instructional research and evaluation
- + Educational research design
- + Statistics and measurement
- + Instructional technology
- + Use and evaluation
- + Instructional design
- + Learning sciences

Source  
Randolph Scott  
School of Health Information Sciences

<sup>a</sup> Those who serve on the School's Executive Committee.



# 1a Medical School

---

Giuseppe N. Colasurdo, MD, Dean

Administrative and departmental offices are located at:  
Medical School Building  
6431 Fannin  
Houston, Texas 77030

Source

Abby Mitchell  
Medical School

## History and Purpose

On June 13, 1969, The University of Texas Medical School at Houston was created by an act of the Legislature and an appropriation for its initial cost was made to be effective September 1, 1969. The mission of the Medical School is to provide the highest quality education and training of future physicians for the State of Texas, in harmony with the state's diverse population; to conduct the highest caliber of research in the biomedical and health sciences; and to provide exemplary clinical services.

---

## Instructional Programs/Joint Programs

### Doctor of Medicine

The Medical School program leading to a medical doctor degree has two primary components: two years of basic science study and two years of clinical experience. The basic science years, with the second year designed as a bridging year, are devoted to preparing the student for the clerkship experiences of the third and fourth years. Each student has a faculty advisor who helps devise the student's educational sequence and set career goals and postgraduate educational plans. An alternate pathway program, entered during the first year, allows a student to complete the first year of basic science courses in two years.

### Doctor of Medicine/Doctor of Philosophy

The Medical School and the Graduate School of Biomedical Sciences participate in a combined program leading to the MD and PhD degrees. This program is sponsored and supported by the health science center and UT M D Anderson Cancer Center, is administered by an MD/PhD committee and involves faculty from both institutions. The requirements for the program meet the general requirements of both degrees in a flexible six-year program.

### Doctor of Medicine/Master of Public Health

The Medical School and the School of Public Health participate in a combined program leading to the MD and the MPH degrees. The program is integrated throughout a five-year period so that continuity of the dual objective is maintained while periods of concentration alternate between the medical and public health curricula. The requirements established for the program meet the general requirements for both degrees.

### Master of Science in Clinical Research

In August 2002, the Medical School began offering a master's degree in clinical research. This degree program is designed as a focused, flexible, and affordable program to train clinical investigators in designing and conducting patient-oriented research that is of exemplary quality. The curriculum accommodates clinicians' busy schedules; the courses are held one afternoon a week. The degree can be completed in two to four years depending on the amount of time a student devotes to the program. The curriculum for the master's program consists of two tracks – a patient-based clinical research track and a translational research track.

## Reciprocal Agreements

Through reciprocal agreements, students at other UT System components, Rice University, Baylor College of Medicine, Texas Women's University, and the University of Houston may take graduate courses for credit at the health science center. In addition, health science center graduate students may take courses for credit at any of the above institutions. Mechanisms for payment of tuition or registration fees vary according to the individual institution.

## Facilities

The nine-story Medical School Building is connected to a new six-story research building that has four floors of research labs and two floors for a vivarium, replacing the original John Freeman Building. On its other side, the building bridges Ross Sterling Avenue to form one continuous structure with Memorial Hermann Hospital - Texas Medical Center. The Medical School Building contains offices, laboratories, classrooms, lecture halls, study areas, educational and biomedical communications support areas, student lounges, and administrative suites. The Medical School leases space in the nearby Jesse Jone Library Building for administrative functions, departmental functions, and clinical research. The top two floors will be devoted to a state-of-the-art vivarium, and the first four floors will be dedicated to research. Physician faculty provide the majority of their outpatient care in the UT Professional Building, located across the street from the Medical School.

## Affiliated Hospitals

Primary affiliations are with Memorial Hermann Hospital and the Lyndon B. Johnson General Hospital of the Harris County Hospital District. Other major affiliates include UT M D Anderson Cancer Center, UT Harris County Psychiatric Center, and the TexasHeart Institute/St. Luke's Episcopal Hospital.

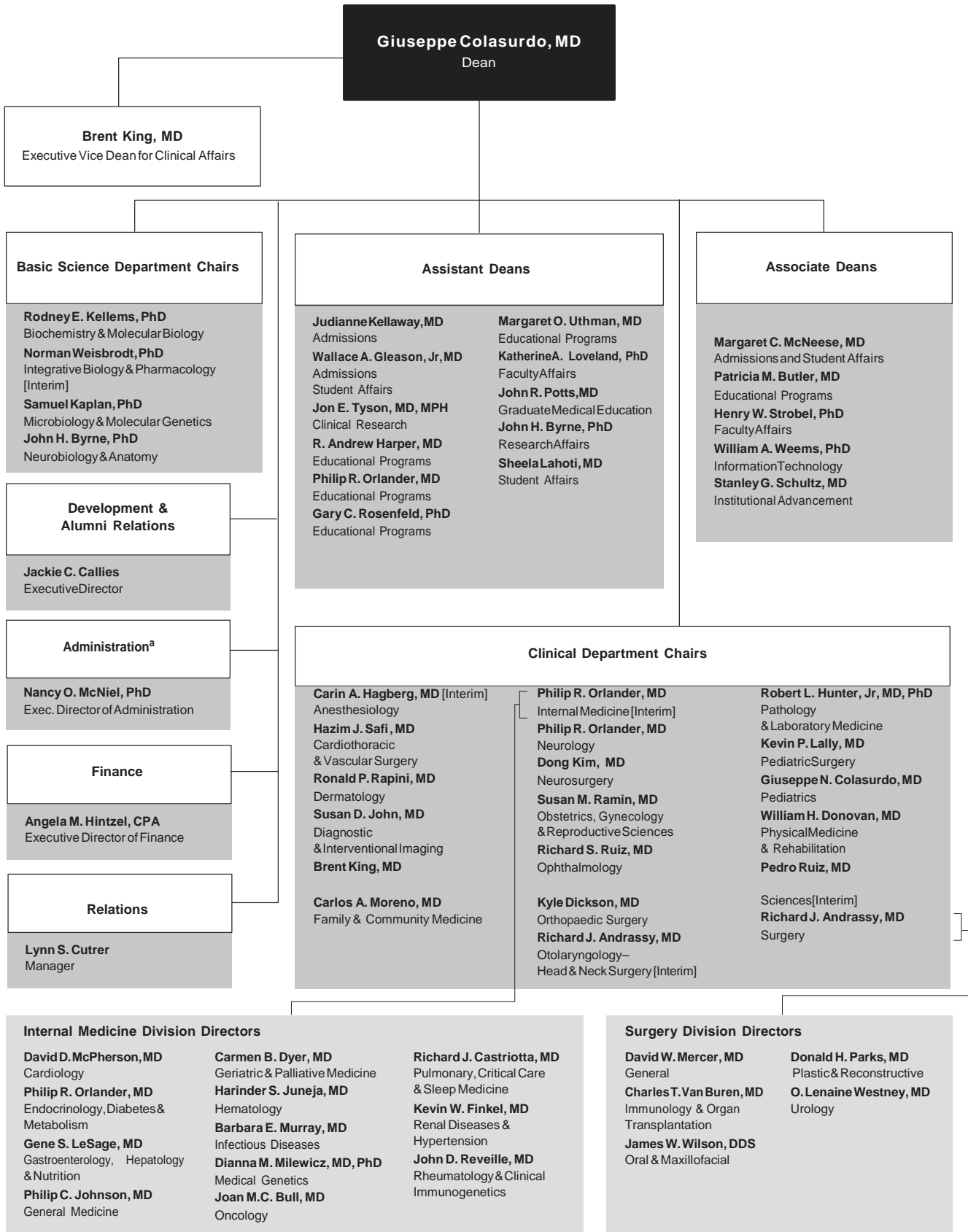
## Group Practice

The *Patient Care* section includes information on the Faculty Practice Plan (MSRDP), UT Physicians, and Affiliated Medical Services.



Source  
Abby Mitchell  
Medical School

a Medical School Finance & Administration reports directly to the Executive Vice President for Chief Operating & Financial Officer and has a secondary reporting relationship to the Medical School Dean.



# 1a School of Nursing

Dean Patricia L. Starck, DSN, RN, FAAN  
School of Nursing & Student Community Center  
6901 Bertner Avenue  
Houston, Texas 77030

Source  
Patricia L. Starck  
School of Nursing

## History and Purpose

The University of Texas Health Science Center-Houston School of Nursing, had its origins in 1890 from the John Sealy Hospital Training School for Nurses in Galveston, one of the oldest schools of nursing in the southwestern United States. The baccalaureate nursing program of the UT System expanded to Houston in 1972, when nursing courses were offered in Houston. This was the same year that UTHSC-H came into being. The UT School of Nursing was organized in 1972 and began offering the master of nursing degree in the same year. In 1976, the nursing UT System structure dissolved and the School of Nursing at Houston was reorganized under the control of the health science center. In 1995 the School initiated the Doctor of Science in Nursing degree program.

## Instructional Programs

### Bachelor of Science in Nursing

The School of Nursing offers an undergraduate program leading to the degree of bachelor of science in nursing (BSN). The undergraduate program is designed for students who wish to enter the profession of nursing and for nurses who have earned an associate degree or diploma in nursing and desire to obtain the baccalaureate degree. The school offers an accelerated BSN for second degree students.

### Master of Science in Nursing

The master's program (MSN) is designed for nurses who have the baccalaureate degree in nursing and wish to prepare for advanced practice in a specialized area with role preparation as clinical specialists, educators, administrators, or nurse practitioners.

Program options available in the MSN degree program are:

- + Acute/Critical Care
- + Adult Health
- + Emergency Care
- + Family Health
- + Gerontology
- + Long Term Care Administration
- + Nurse Anesthesia
- + Pediatrics
- + Psychiatric/Mental Health
- + Women's Health Care

### MSN/MPH

There is a cooperative degree option of MSN/MPH, which is offered jointly by the School of Nursing and School of Public Health. Post-masters certification courses are also available.

### Doctor of Philosophy in Nursing

In 1995, the school was approved to implement a doctor of science in nursing (DSN) degree program. This research doctoral degree title was changed to the Doctor of Philosophy (PhD) degree in September 2007 for past, present and future graduates.

### Doctor of Nursing Practice (DNP) Program

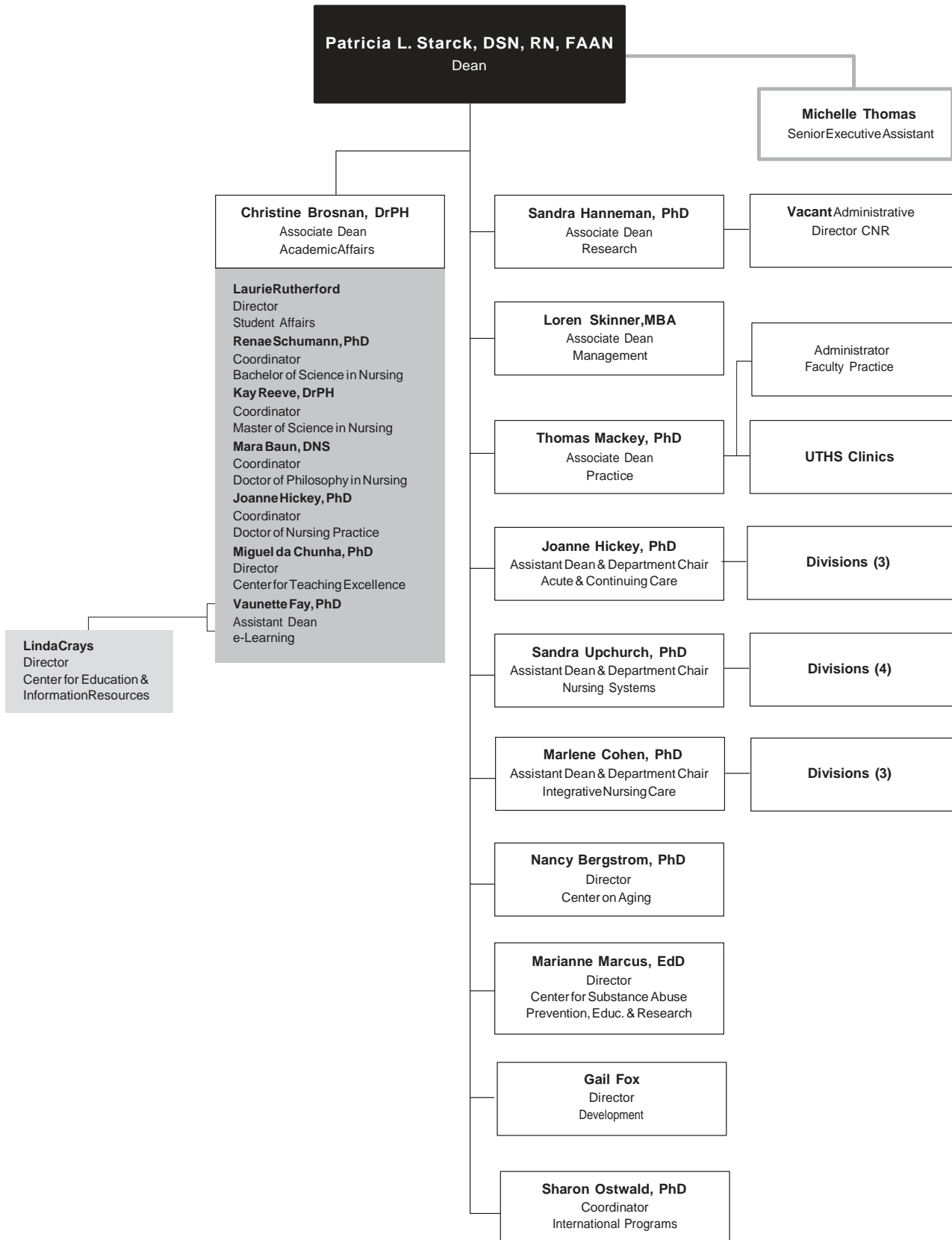
The Doctor of Nursing Practice degree program is a cutting edge *practice doctorate* that will prepare advanced practice nurses with depth and breadth of knowledge and competencies to be clinical scholars recognized for outstanding direct patient care and leadership in nursing practice and health care organizations now and in the future. Students will develop high level expertise in evidence based practice and translation of evidence to individuals and populations using the latest knowledge, technology, and informatics to support new models of care delivery and quality patient outcomes. Through understanding of the complex health care system and patient needs, students will become leaders in working with other health professionals and stakeholders to provide safe, comprehensive, culturally sensitive, and seamless care. The program is a part time, post masters degree program that will initially admit advanced practice nurses who are *nurse practitioners*. The program takes advantage of the outstanding resources available in the Texas Medical Center and affiliated organizations for outstanding learning experiences. The curriculum includes 46 credit hours post masters that can be completed in eight semester of part time study (two courses per semester) and is designed to meet the educational needs of busy working advanced practice nurses.

### Facilities and Affiliations

Clinical learning experience is available within other UT components in the Texas Medical Center and in the broader community. Affiliate institutions include: The Methodist Hospital, the Memorial Hermann Healthcare System, St. Luke's Episcopal Hospital, Texas Children's Hospital, St. Joseph Hospital, The Texas Institute for Rehabilitation and Research, UT Harris County Psychiatric Center and other health care facilities. Students also have opportunities for learning experiences in neighborhood health centers, nursing homes, day care centers, city and county health departments, mental health facilities and physicians' offices and clinics. A unique opportunity for clinical training exists in the nurse-managed clinic, UT Health Services, established in 1991.

UT Health Services is located at 7000 Fannin, 16th floor. This clinic offers primary care and occupational medicine care to individuals within the university and to the larger community. The providers are nurse practitioners with some physicians as well. There are two satellite clinics - one in Pearland and one in the UT Physician building. Contact 713-500-3267 for more information.

Source  
Dean's Office  
School of Nursing



# 1a School of Public Health

Dean Guy S. Parcel, PhD

Administrative and departmental offices are located in:  
Reuel A. Stallones Building  
1200 Herman Pressler Street  
Houston, Texas 77030

Source

Tracie Chase  
School of Public Health

## History and Purpose

The Texas State Legislature authorized a School of Public Health within The University of Texas System in 1947, however funding was delayed until 1967 and the first class, admitted in the fall of 1969. The mission of the school is to protect and improve the health of the public by providing the highest quality graduate education, research and community service for Texas, the nation and internationally. The school's first responsibility is to provide present and future practitioners, teachers and scientists the highest quality graduate education in the theory and practice of public health. The school continues to build dynamic partnerships between its research programs and community agencies and groups to translate research knowledge to effective community health programs. To address the need for graduate public health education in other geographic areas of the state the School of Public Health established Regional Campus programs in Austin, Brownsville, Dallas, El Paso, and San Antonio.

## Instructional Programs

### Master of Public Health

The master of public health (MPH) degree is the basic professional degree in the field. It is required for many supervisory and managerial positions in public health and is recommended for many others. Students are admitted to one of the Divisions (Biostatistics, Environmental & Occupational Health Sciences; Epidemiology & Disease Control; Health Promotion & Behavioral Sciences; or Management, Policy, & Community Health) or Regional Campuses (Austin, Brownsville, Dallas, El Paso, or San Antonio) through which they complete a series of courses that cover the breadth of public health and develop competencies appropriate for their elected discipline.

### Master of Science

The master of science in public health (MS) degree is offered within the following fields of study: Biostatistics and Epidemiology. These are research fields, each with a theory, a body of knowledge, and a set of methods that define it. They interrelate substantially, however, and constitute much of the broad field of public health. Since preparation in depth in such a multiplicity of fields is impossible, the student is expected to focus in one or a few areas and gain an understanding of the interrelations within the array. A student elects one of these fields as a major and selects another public health discipline as a minor area of study.

### Doctor of Public Health

The doctor of public health (DrPH) degree signifies distinguished scholarly accomplishment in the professional field and is designed for those who plan careers involving professional practice, teaching or research. Students will affiliate with one of the Divisions (Environmental & Occupational Health Sciences; Epidemiology & Disease Control; Health Promotion & Behavioral Sciences; or Management, Policy, & Community Health), but may also select courses in other Divisions. Students elect to concentrate in one of the public health disciplines or in a special topic area. While the primary course of study for doctoral programs is located at the Houston campus, doctoral candidates may engage in research at one of the four Regional Campuses.

### Optional Concentration for both MPH and DrPH

*Global Health (Interdivisional)*

### Doctor of Philosophy

The doctor of philosophy in public health (PhD) degree requires scholarly attainment and a capacity for independent research. It is primarily a research and teaching degree. Curricula leading to the degree are offered in behavioral sciences, biostatistics, environmental sciences, epidemiology and management & policy sciences.

### Dual Degree Programs

Dual degree programs include the MD/MPH in collaboration with The University of Texas Medical School at Houston and in collaboration with The University of Texas Health Science Center at San Antonio, the JD/MPH in collaboration with the University of Houston Law Center, the MSN/MPH in collaboration with The University of Texas School of Nursing at Houston, the MSW/MPH in collaboration with the University of Houston Graduate School of Social Work, and the MS/MPH or PHD/MPH in collaboration with The UT School of Health Information Sciences at Houston. In addition, the Registered Dietetics program is available in combination with all four public health degrees.

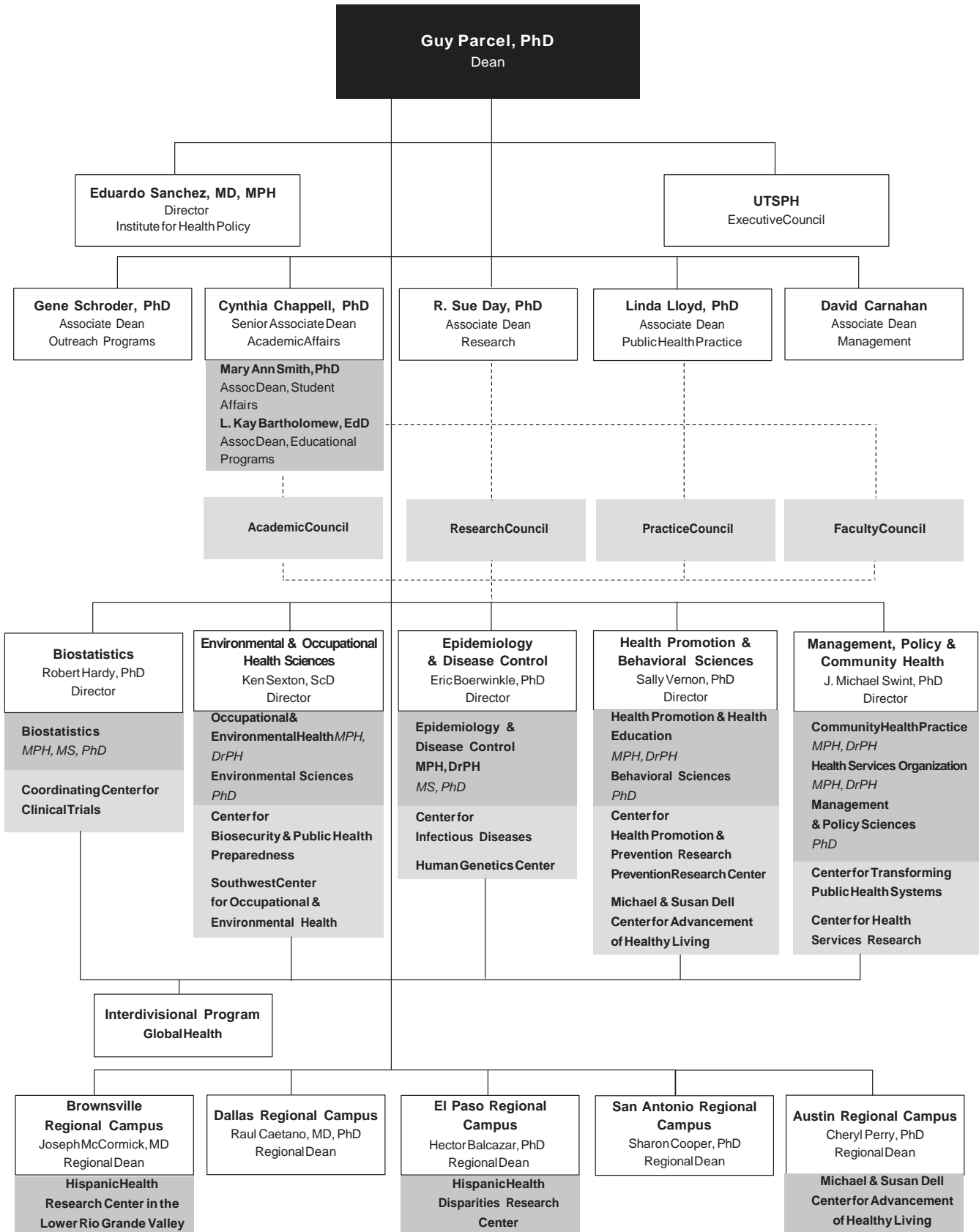
### Certificate in Public Health

The certificate program is intended for public health practitioners and individuals considering a graduate degree in the field. The five courses in this non-degree program cover the core content of the basic public health disciplines and are available at all campuses. A certificate is awarded to students who perform at a satisfactory level in all five courses.

### Facilities

The main campus of the school is in the Reuel A. Stallones building, named for the founding dean who served from 1967 until 1986. The 10-story, 220,000 gross-square-foot building is located in a park setting with outstanding library, computer and research laboratory facilities. The school established regional campus programs in San Antonio (1979), El Paso (1992), Dallas (1998), Brownsville (2001) and Austin (2007).

Source  
TracieChase  
School of Public Health



# 1a Harris County Psychiatric Center

---

Executive Director Pedro Ruiz, MD  
Chief Administrative Lois Moore, BSN, MEd, LHD, FACHE  
Administrative and departmental offices are located in:  
W. Leland Anderson Campus  
2800 South MacGregor Way  
Houston, Texas 77025

Source  
GerikKonigsberg  
UT Harris County Psychiatric Center

## History and Purpose

The University of Texas Harris County Psychiatric Center (UTHCPC) was established by the State of Texas Legislature in 1986 with a legislative mandate to function as a university mental health care hospital. UTHCPC's mission is one of service to patients, education of those interested in the treatment of the mentally ill and research of new methods of treatment and community service in an effort to reach and educate more people about mental illness.

---

## Programs

For the past 20 years, UTHCPC has been the primary provider of acute inpatient psychiatric care for all of Harris County's indigent residents, serving persons with mental illness and those with mental illness and substance abuse illnesses. Since opening, UTHCPC has provided comprehensive psychiatric and clinical social services to more than 75,000 patients. Thousands more have been reached through numerous community-based seminars, programs and educational events.

During FY 2007, UTHCPC's expanded treatment options included inpatient and intensive outpatient services and programs for children and adults. Services to children and adolescents include a cooperative program with the Harris County Juvenile Probation Department, Neighborhood Centers and Gulf Coast Community Head Start. A residential treatment center, serving adolescents ages 12-17, was opened. A unit serving those in the custody of the Harris County Sheriff's Department/Harris County Jail System was opened to serve those inmates with mental health problems.

UTHCPC is the only facility of its kind in the state that serves as an operating unit of a major university and provides primary psychiatric care. UTHCPC serves a diverse population in culture, ethnicity, race, education and economic status (including the homeless, those with marginal incomes, private insurance and entitlements such as Medicare and Medicaid.)

UTHCPC provides clinical rotations for approximately 600 undergraduate and graduate students in medicine, nursing, psychology, pharmacy, health administration, recreation and occupational therapy, pastoral counseling and clinical social services each year.

Members of the UT Medical School at Houston department of psychiatry and behavioral sciences and the Mental Sciences Institute work in conjunction with staff at the UTHCPC on various research activities. New technologies enable sophisticated research exploring the functioning of the brain. This research may be instrumental in developing innovative treatment modalities for psychiatric

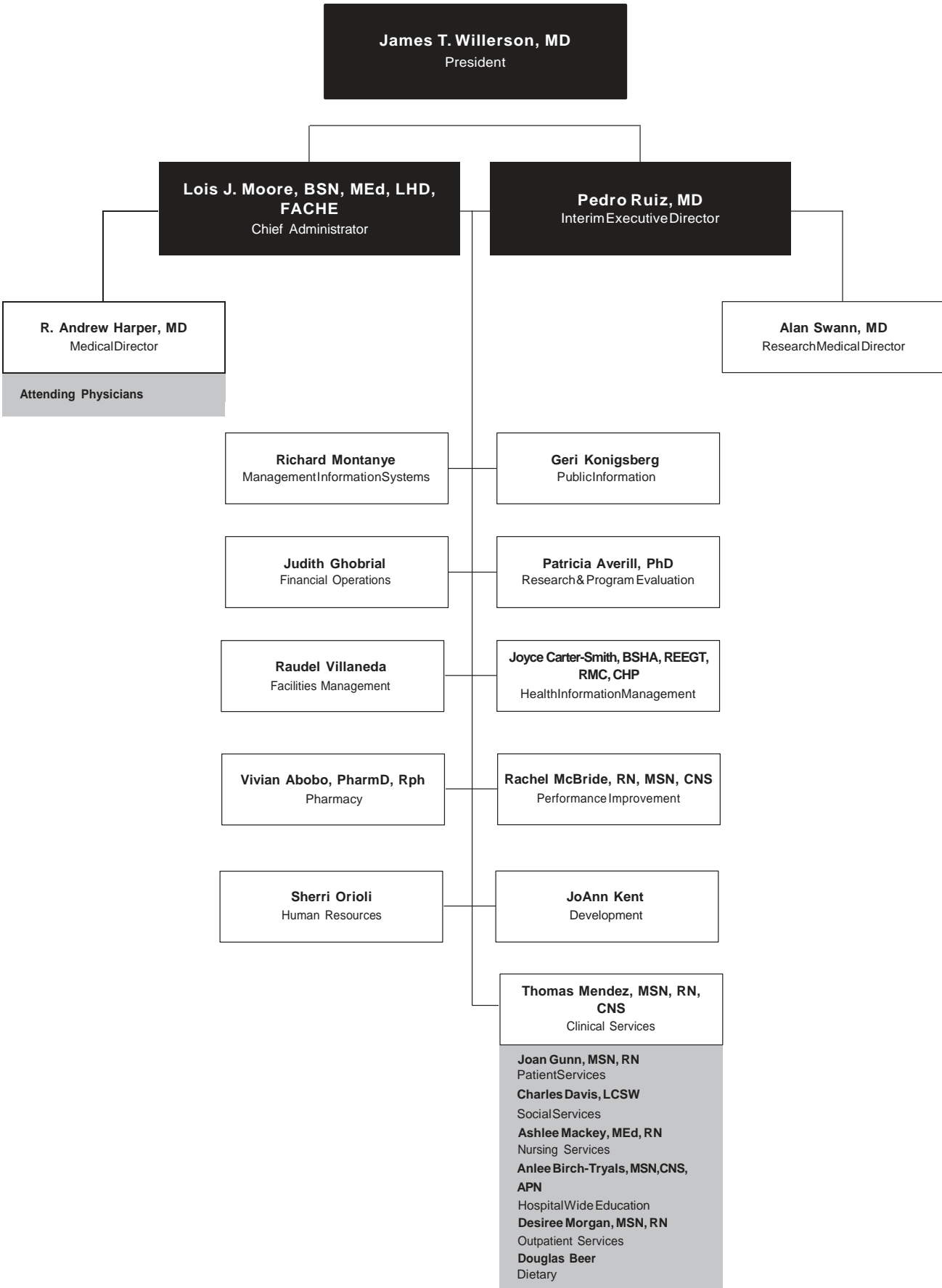
disorders. Research collaborations include the UT School of Nursing at Houston, the University of Houston, the Mental Health and Mental Retardation Authority of Harris County and the Mental Sciences Institute.

UTHCPC research can and often does involve many treatment options besides medication. These include using neuro-imaging to develop more effective diagnostic procedures; refining criteria of treatment choice; improving crisis treatment options; measuring patient outcomes; developing various patient education models; and studying the effect of therapeutic interventions from all disciplines – nursing, psychology, music therapy, etc. – that improve service delivery.

## Facilities

UTHCPC is a licensed 250-bed, acute care, inpatient psychiatric facility. It is housed in a three-story, 180,000 gross-square-foot facility on seven acres near the Texas Medical Center. The outpatient facility is located in close proximity to the hospital.

Source  
 GeriKönigsberg  
 UT Harris County Psychiatric Center



# 1a The Brown Foundation Institute of Molecular Medicine for the Prevention of Human Diseases

Director and Chief Executive Officer C. Thomas Caskey, MD, FACP  
Director Emeritus Ferid Murad, MD, PhD  
Deputy Director Irma Gigli, MD

Administrative and departmental offices are located in:  
Fayez S. Sarofim Research Building  
1825 Pressler Street, Houston, Texas 77030-3725

## Source

Irma Gigli, M.D., Deputy Director  
The Brown Foundation Institute of Molecular Medicine  
for the Prevention of Human Diseases

## History and Mission

The Brown Foundation Institute of Molecular Medicine for the Prevention of Human Diseases (IMM) is a research institute that seeks to investigate the cause of human diseases at the genetic, cellular and molecular levels using DNA and protein technologies, and animal models. The Institute was founded in 1995. It was conceived by Dr. James Willerson as a new concept for UTHSC-H. Dr. Hans J. Müller-Eberhard was the first Director. He was succeeded by Dr. Ferid Murad, who received the Nobel Prize for Physiology or Medicine in December 1998 for his work with nitric oxide and who is now Director Emeritus. Presently, Dr. C. Thomas Caskey is Director and Chief Executive Officer and Dr. Irma Giali serves as Deputy Director.

The long-term goal of the IMM is to link one of the largest medical centers in the world to one of the best medical centers for medical research, education and patient care by setting the example for research excellence and collaborations both locally, nationally and internationally.

## Major Objectives and Facilities

Advances in molecular and cell biology have enormous potential for innovative medical research and the future practice of medicine using novel therapies. IMM endeavors to design methods rational therapy through its focus on the causes of human diseases at the cellular and molecular levels using DNA and protein technologies to clarify disease mechanisms. Strategies for the prevention of human diseases are focused on heart diseases, hypertension, stroke, vascular, metabolic and neurodegenerative diseases, as well as inflammatory and immunologic disorders.

In 2006, the IMM relocated from the Institute of Biosciences and Technology building to the new 223,000-square-foot Fayez S. Sarofim Research Building adjacent to University Center Tower. The new facility includes a 200-seat auditorium, a large atrium for public events, and rooms for faculty conferences and collaborative scientific discussions. At least 65 percent of the usable space is dedicated to research laboratories. A satellite facility exists at the Texas Heart Institute in the Denton Cooley Building which strengthens the IMM's basic science programs, and builds upon its excellence in research... The location of the satellite facility supports the institution's goal of continual partnership (or collaboration) with other institutions in the Texas Medical Center by sharing space and support services.

The IMM houses ten research centers and several support laboratories, each exploring the genetic and molecular aspects of biological processes significant to explain the basis of human diseases and their prevention.

The **Research Center for Cardiovascular Genetics** is leading efforts to identify molecular mechanisms that contribute to the development of heart disease, stroke and atherosclerosis.

The **Research Center for Cell Signaling** examines the role of nitric oxide and cyclic GMP in cellular signaling in vascular biology and inflammatory processes, as well as the pharmacologic implications of the discoveries. The role of nitric oxide in the differentiation of stem cells is being investigated.

The **Research Center for Diabetes and Metabolic Diseases** focuses its efforts on noninsulin-dependent diabetes, the most common form of the disease affecting our population today. The

Center is investigating the genes responsible for risk factors such as obesity, high blood pressure and high cholesterol.

The **Research Center for Human Genetics** is using genomic technologies to unravel the genetic predisposition to the most common chronic diseases, such as heart disease and stroke.

The **Research Center for Immunology & Autoimmune Diseases** is examining the molecular and genetic bases of predisposition to several different allergic, autoimmune and infectious diseases using genetically altered animals in models of diseases.

The **Research Center for NanoMedicine** focuses on inter-disciplinary research to combine nano-engineering, mathematical modeling, and biomedical sciences to develop nanotechnology enabled therapeutic and diagnostic platforms for combating diseases including cancer, cardiovascular diseases and infectious diseases.

The **Research Center for Neurodegenerative Diseases** investigates the development of the brain and the entire nervous system. New faculty are presently being recruited with a focus on the genetic and molecular causes of neurodegenerative diseases, including various forms of dementia such as Alzheimer's disease, amyotrophic lateral sclerosis and multiple sclerosis.

The **Research Center for Protein Chemistry** focuses its research activities on major topics relating to the significance of manipulating conformational changes of proteins. In addition it serves as a core facility for the structural analysis of proteins.

The **Research Center for Stem Cell Biology** explores the mechanisms behind stem cell self-renewal and differentiation with plans to expand current studies to develop stem cell lines designed to benefit transplantation medicine and the regeneration of tissues, and to provide vectors for gene therapy with direct implications for the treatment of a wide range of chronic diseases.

The **Laboratory for Developmental Biology** helps UTHSC-H and IMM scientists conduct research that requires the generation of transgenic and knock-out animals as models of human diseases. In these genetically altered animals candidate genes are inserted or deleted in order to study the role that specific gene products may play in the pathogenesis of different diseases.

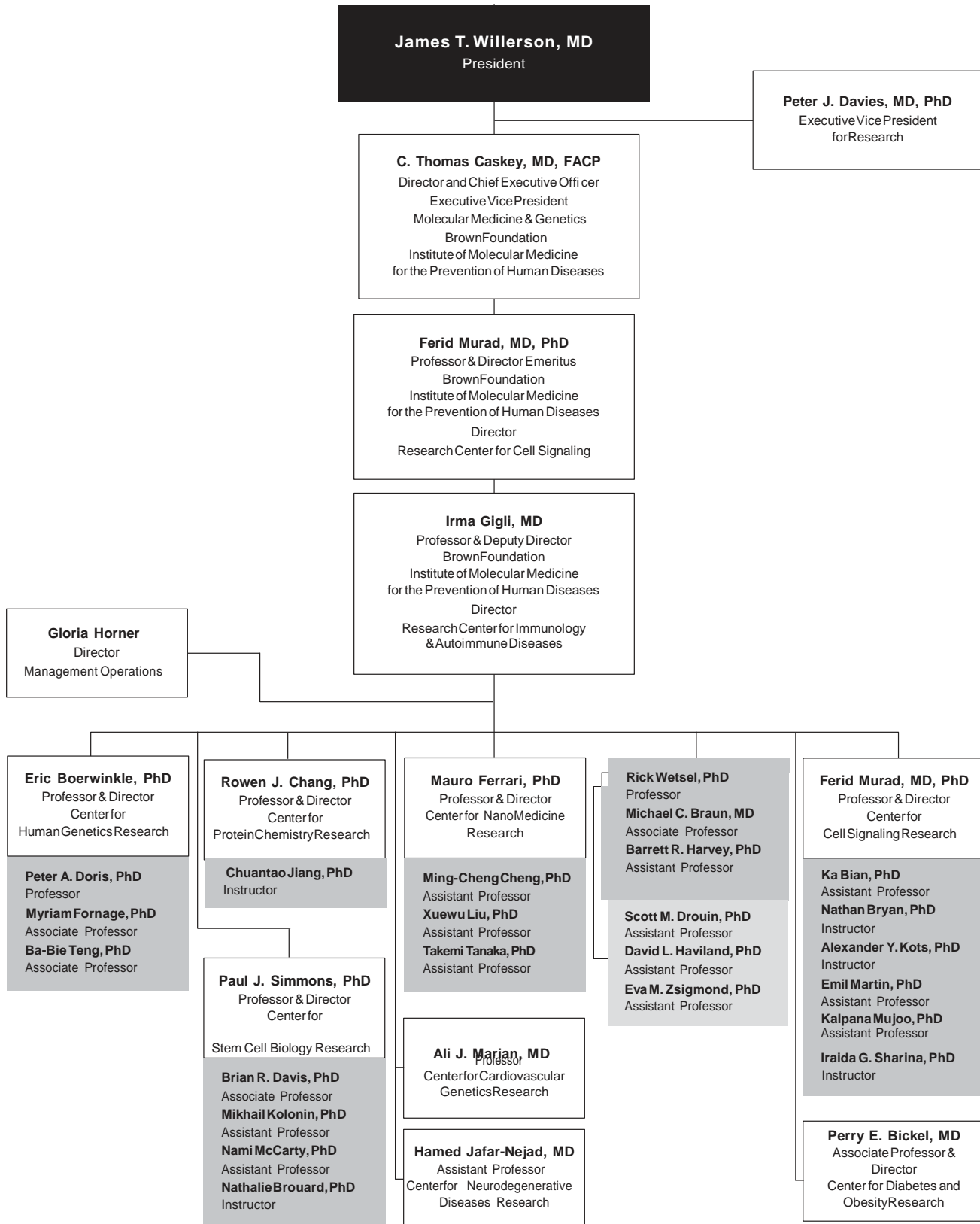
Other Core Facilities and Laboratories include an Automated DNA Sequencing Core, Flow Cytometry and Cell Sorter Core, and a Protein Chemistry Core.



# The Brown Foundation Institute of Molecular Medicine for the Prevention of Human Diseases Organization

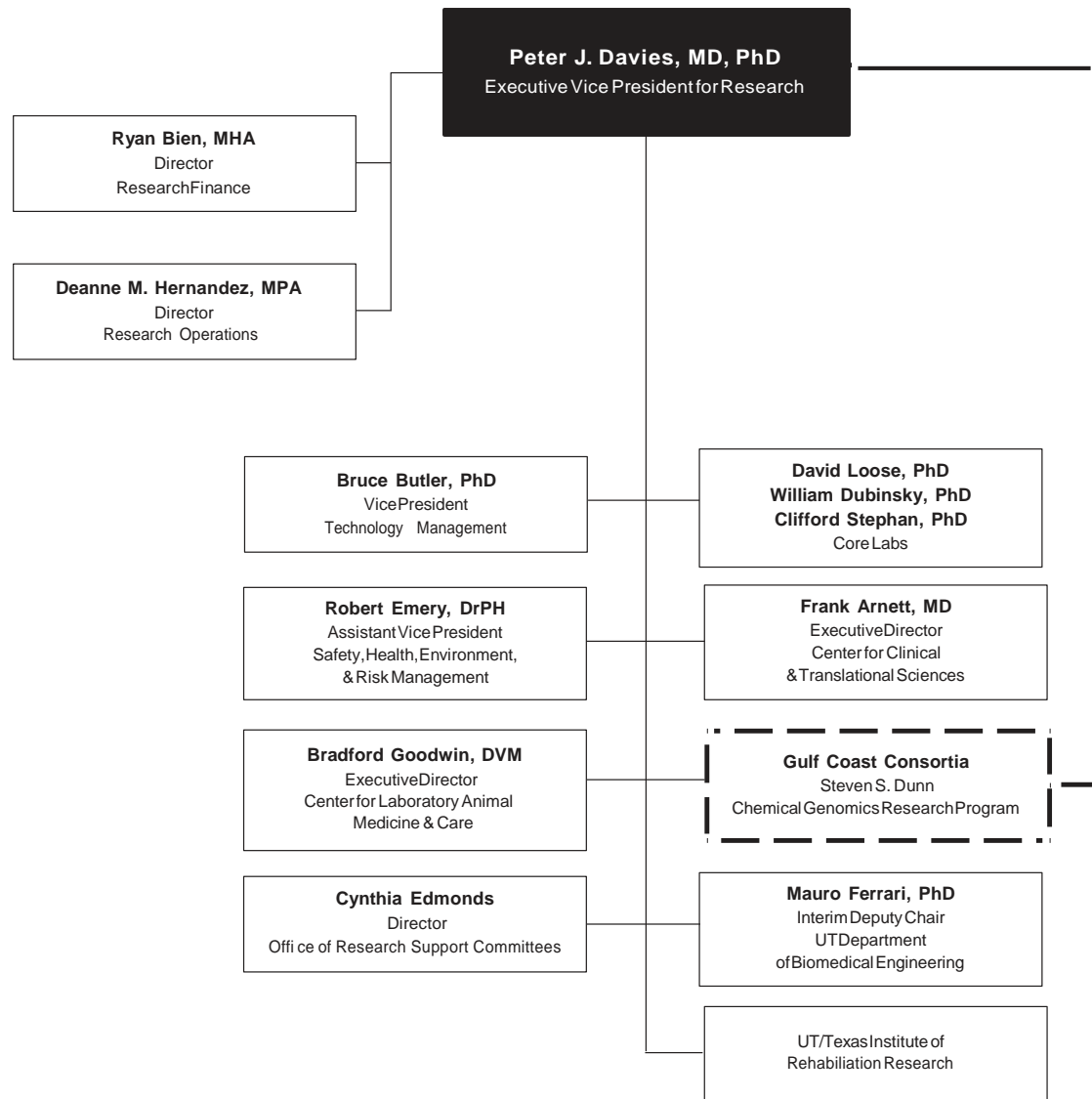
Source

Gloria Horner  
The Brown Foundation Institute of Molecular Medicine  
for the Prevention of Human Diseases

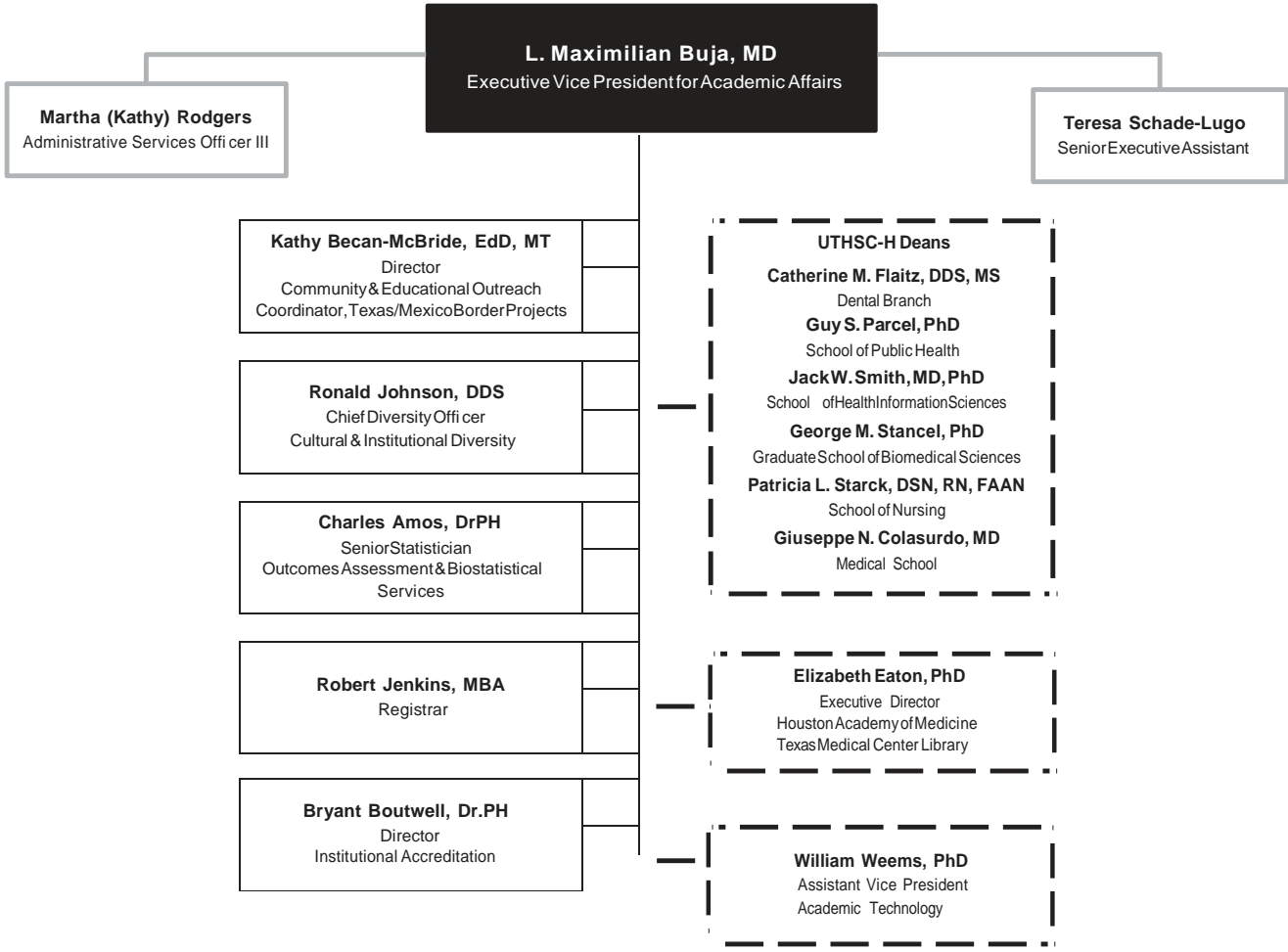


# 1a Research Organization

Source  
Deanne Hernandez  
Office of Research



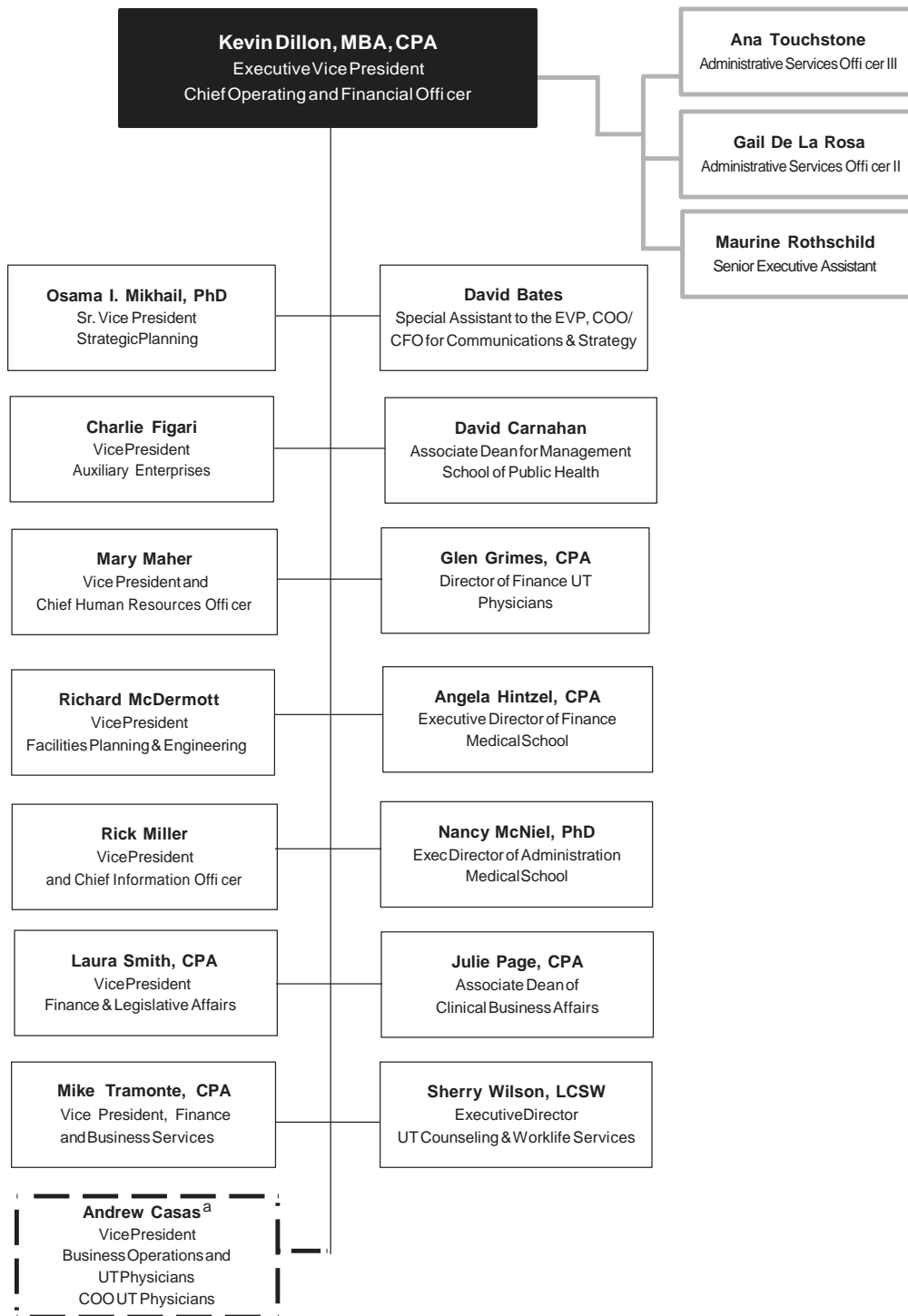
Source  
 Betty Vaughan  
 Office of Academic Affairs



# 1a Office of the Executive Vice President, Chief Operating & Financial Officer

Source  
Kevin Dillon  
Finance & Administration

a Andrew Casas shares a reporting relationship with the CEO of UT Physicians.



Source  
Board of Regents Web site

The University of Texas Health Science Center at Houston is one of 15 components of The University of Texas System (UT System.) The UT System is composed of System Administration, centered in Austin, Texas, and institutions under the governance of The UT Board of Regents.

## The Board of Regents

The board has been delegated the power and authority to administer The UT System by the Texas Legislature. The board is composed of nine members appointed by the Governor, with the advice and consent of the Senate, for staggered terms of six years each. The terms of three members expire on February 1 of odd-numbered years.

### Board of Regents

*Mr. John W. Barnhill, Jr.*      *Mr. Randall Camarillo (Student Regent)*  
*Mr. H. Scott Caven, Jr.*      *Mr. James Richard Huffines*  
*Mr. James D. Dannenbaum*   *Mr. Printice L. Gary*  
*Mr. Robert A. Estrada*      *Ms. Colleen McHugh*  
*Mr. Paul Foster*              *Mr. Robert B. Rowling*

### The Chair of the Board

The chair is elected by the board. Chair H. Scott Caven, Jr. presides over meetings of the board, calls special board meetings and appoints standing and special board committees. The chair is a nonvoting *ex officio* member of all standing committees.

### Vice Chairs of the Board

The vice-chairs are elected by the board when the chair is elected. Vice-Chairs James Richard Huffines and Robert B. Rowling, as designated by the board, assume the duties of the Chair in case of absence, death, resignation, disability, removal or disqualification.

### Counsel and Secretary to the Board

Francie A. Frederick is the principal officer to the board in administering the responsibilities of the Office of the Board of Regents. The counsel and secretary is not a member of the board but is elected by it and receives compensation and maintains a staff as approved by the board.

## The Standing Committees of the Board

### The Executive Committee

The Executive Committee acts for the board on items that require immediate action between meetings of the board.

Chair, *H. Scott Caven, Jr.*  
 Vice-Chair, *Mr. James Richard Huffines*  
 Vice-Chair, *Mr. Robert B. Rowling*

### Finance and Planning Committee

Chair, *Mr. Robert B. Rowling*  
*Mr. John W. Barnhill, Jr.*  
*Mr. Robert A. Estrada*  
*Mr. Paul Foster*

### Audit, Compliance and Management Review Committee

Chair, *Mr. Robert A. Estrada*  
*Mr. Paul Foster*  
*Dr. Judith L. Craven*  
*Ms. Colleen McHugh*  
*Mr. Robert B. Rowling*

### Academic Affairs Committee

Chair, *Mr. John W. Barnhill, Jr.*  
*Mr. Paul Foster*  
*Mr. Printice L. Gary*  
*Ms. Colleen McHugh*

### Health Affairs Committee

Chair, *Ms. Colleen McHugh*  
*Mr. James D. Dannenbaum*  
*Mr. James R. Huffines*  
*Mr. Robert B. Rowling*

### Facilities Planning and Construction Committee

Chair, *Mr. James R. Huffines*  
*Mr. James D. Dannenbaum*  
*Mr. Robert A. Estrada*  
*Mr. Printice L. Gary*

### Student, Faculty and Staff Campus Life Committee ad hoc

Chair, *Mr. James D. Dannenbaum*  
*Mr. John W. Barnhill, Jr.*  
*Mr. Printice L. Gary*  
*Mr. James R. Huffines*

# 1a The University of Texas System Organization

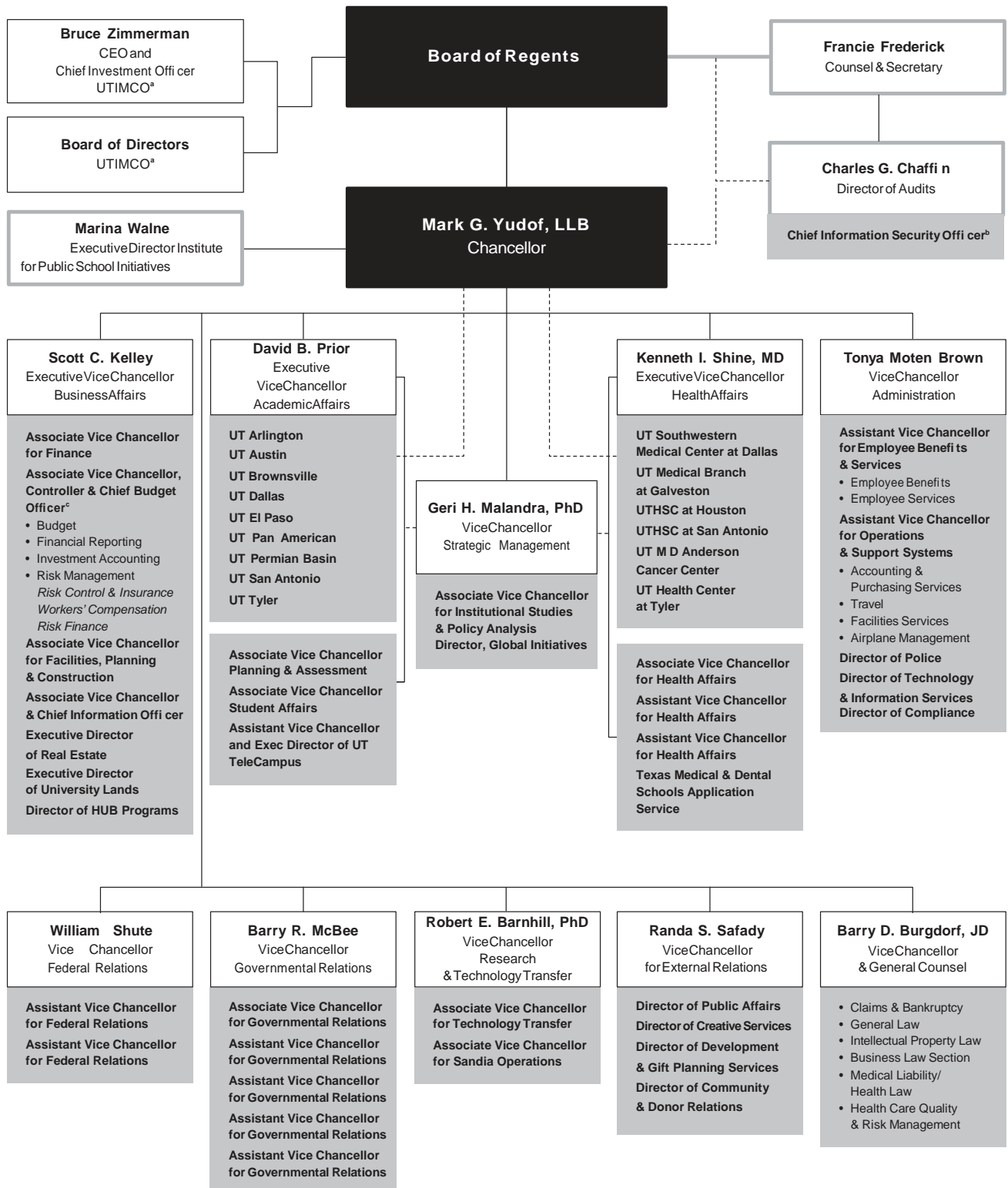
Source

UT System Office of the Chancellor

a The University of Texas Investment Management Company.

b This is a dual position; the Chief Information Security Officer reports to the Chancellor and Director of Audits.

c This is a dual position; the Chief Budget Officer position reports directly to the Chancellor.



Below is a compilation of The University of Texas Health Science Center at Houston's major print and online publications. For additional information, including contacts and most recent editions, please refer to the Web addresses.

## **Calendar of Events**

An online Calendar of Events is available for the benefit of the university community. University departments, offices, and campus organizations may submit confirmed event information directly online.

## **Catalogs**

The schools' catalogs are official publications that contain general information about the official calendar, admission and progression requirements, tuition and fees, registration, degree and certificate programs, courses, and student services.

## **Classified Information**

The University Classified Staff Council quarterly print publication of news about and of importance to classified staff at the UT Health Science Center at Houston

## **CORE (Catalog of Research Expertise)**

CORE is an electronic directory of faculty profiles that provides descriptions of intramural and extramural research-related activities, school and departmental assignments, campus addresses, educational background and lists of scientific publications.

## **Distinctions**

This monthly newspaper highlights the university's distinctive capabilities, and accomplishments in education, research, community service and philanthropic support.

## **Fact Book**

[www.uth.edu/fact-book](http://www.uth.edu/fact-book)

This annual publication includes descriptive and statistical information about the university.

## **GSBS NEWS**

The GSBS NEWS is a twice yearly newsletter that provides students, faculty, alumni and community friends with news, donor acknowledgement, and awards recognition. Through this transfer of information GSBS NEWS serves to connect faculty, students, and alumni as well as those who support us philanthropically.

## **GSBS FACTSHEET**

A one-page, descriptive overview of the Graduate School of Biomedical Sciences, the GSBS FACTSHEET, is updated annually, and includes demographic statistics, scholarship information, mission, vision, and a map.

## **GSBS Recruitment Brochure**

A newly re-designed recruitment brochure is used to explain, inform, and attract potential students to the Graduate School of Biomedical Sciences. Secondly, it gives a comprehensive picture of the School to our community partners.

## **The Handbook of Operating Procedures (HOOP)**

The HOOP contains university policies, procedures and guidelines in accordance with The University of Texas Regent's Rules and Regulations.

## **HealthLeader Online Magazine**

This weekly online wellness magazine features health stories on medicine, dentistry, public health, research, personal health, mental health, nutrition and fitness for all ages. Its audience is the general consumer and has a worldwide distribution. Subscriptions are free.

## **InTouch**

In Touch is a four-page communication from the dean of the Medical School twice a year to constituents. Written as a letter, it provides alumni, friends, parents, and donors an update on happenings at the Medical School.

## **The Leader Update**

The Leader Update is a weekly publication that communicates policy and administrative information and promotes university events and achievements of students, staff and faculty.

## **Medical School Facts Booklet**

This is the Medical School's biennial brochure, featuring the latest facts, figures, and overview information.

## 1a Major Publications continued

---

### **News@SPH**

This weekly electronic news service to faculty, staff, and students of the School of Public Health provides timely information on and promotion of events, funding and educational opportunities, and recognizes individual achievements and accomplishments.

### **News of Note**

This daily E-mail provides subscribers with links to today's headlines on higher education, health, and medicine, and singles out UT faculty making news.

### **News on the Go**

[www.uthouston.edu/newsonthego/](http://www.uthouston.edu/newsonthego/)

This weekly electronic news service provides a timely vehicle for promoting events and announcing major university and individual accomplishments, appointments, policies and other administrative matters.

### **Regents' Rules and Regulations**

The Regents' Rules and Regulations is a comprehensive policy document adopted by the UT Board of Regents that applies to the entire University of Texas System.

### **Safety Manuals and Forms**

These documents describe the appropriate methods for handling potentially hazardous agents and work situations within the health science center and are intended to assist personnel in maintaining a safe, healthful working and learning environment.

### **School of Nursing Information Memorandum**

The SON Information Memorandum is published internally on a quarterly basis. Information includes new employees, honors and awards, and other articles of interest.

### **Scoop**

Scoop is a weekly internal publication of the Medical School that includes timely articles of interest to both the academic and general-interest reader.

### **SPH e-Bulletin**

The SPH e-Bulletin is an internal online publication and is published once per semester. Articles include information about new appointments, faculty, staff, alumni and student honors and awards, and other articles of interest to the public health community.

### **Student Newsletter "Student Pulse"**

Student Pulse is the university's student newsletter. It is published bimonthly September through May by the Student InterCouncil (SIC) and contains articles pertaining to student issues and concerns.

### **UT 2 Me**

A weekly e-mail written by Dean Giuseppe Colasurdo to the employees and students of the Medical School, filling them in on items of importance or interest of the preceding week.

### **The UTDB EXchange**

The UTDBEXchange is the official alumni publication of The UT Dental Branch at Houston. The EXchange keeps 5,000 Dental Branch alumni connected to their school by providing updated information on the happenings of our faculty, staff and students. This publication also applauds the accomplishments of Dental Branch alumni.

### **The UTDBeflash**

The UTDBeflash is a weekly electronic publication of The UT Dental Branch at Houston. The eflash provides updated information on events, awards, initiatives, etc., that are important to Dental Branch faculty, staff and students.

### **UT-Houston Medicine**

UT-Houston Medicine is the Medical School's magazine that showcases the research, education, and clinical accomplishments of the school for its constituents, including alumni and friends. It is published twice a year.

### **UT Matters**

*UT Matters*, an e-newsletter from Kevin Dillon, the Chief Operating Officer, goes to executive leadership, administrators, faculty and staff at the UT Health Science Center at Houston.

### **UTSPH Fact Brochure**

This annual publication includes descriptive and statistical information about the School of Public Health.



Source  
BettyVaughan  
AcademicAffairs

While faculty members have a major role in the governance of their respective schools in areas such as general academic policies and faculty development, the InterFaculty Council (IFC) serves as the vehicle for faculty participation in governance at the institutional level. The primary purposes of the council are to increase communication between the faculty and the administration and to promote matters of importance to the faculty of UTHSC-H. The IFC also serves as an advisory body to the president and acts as a liaison to the administration and the school faculty governance organizations. Through these activities, the IFC increases active communication and cooperation among administration, faculty, and students.

---

## 2007-2008 IFC Members

### Chair

Dr. Pamela Berens  
*Medical School*

### Chair-Elect

Dr. Emily Robinson  
*Medical School*

### Dental Branch

Dr. Kamal Busaidy  
Dr. Charles Streckfus

### Graduate School of Biomedical Sciences

Dr. Fernando Cabral  
Dr. Dianna Cody

### School of Health Information Sciences

Dr. Elmer Bernstam

### Medical School

Dr. Jeffrey Actor  
Dr. Pamela Berens  
Dr. Richard Castriotta  
Dr. Grant Fowler  
Dr. Anil Kulkarni  
Dr. Shahla Nader-Efekhari  
Dr. Ted D. Pate  
Dr. Emily Robinson  
Dr. Gary Rosenfeld  
Dr. Richard Smalling

### School of Nursing

Dr. Rebecca Caserez  
Dr. Dorothy Otto  
Dr. Linda Stafford  
Dr. Diane Wardell

### School of Public Health

Dr. Kay Dunn  
Dr. Maureen Sanderson  
Dr. Beatrice Selwyn

### Ex Officio Member

Mr. Kevin Dillon  
Dr. L. Maximilian Buja

### Staff Support

Ms. Betty M. Vaughan

## 1b Faculty by Full-time/Part-time Status 1998-2007

### Sources

DSS September 30, 1998-00, Reporting Data  
Query September 30, 2001-2004, Reporting Data  
CBM-008 Faculty Report to the Texas Higher Education  
Coordinating Board, November 2005-2008

– Indicates an inactive program in that year (i.e., either not yet in existence or not part of UTHSC-H that year).

a In Fall 1995, all faculty previously appointed in the GSBS were organizationally relocated to other schools.

Unit	Status per fall term																			
	1998		1999		2000		2001		2002		2003		2004		2005		2006		2007	
	FT	PT	FT	PT	FT	PT	FT	PT	FT	PT	FT	PT	FT	PT	FT	PT	FT	PT	FT	PT
Dental Branch	91	78	88	74	90	79	83	86	87	88	72	74	74	70	64	76	73	71	88	71
Graduate School of Biomedical Sciences <sup>a</sup>																				
School of Health Information Sciences	7	1	6	1	8	3	10	2	10	3	13	3	13	2	13		15		23	2
Medical School	587	83	613	89	592	88	584	107	621	121	687	120	712	111	717	114	742	90	790	50
School of Nursing	53	27	49	26	54	34	53	41	56	48	56	26	55	35	51	45	58	18	58	20
School of Public Health	108	11	120	7	114	9	124	9	136	12	142	5	141	11	142	12	155	13	161	12
The Brown Foundation Institute of Molecular Medicine	10		9	1	8		8		10		11		12		18		24	1	29	
University Administration	1		1		1		2	6	4	2	4	2	8	3	8	2	13		15	3
<b>Grand Total</b>	<b>857</b>	<b>200</b>	<b>886</b>	<b>198</b>	<b>867</b>	<b>213</b>	<b>864</b>	<b>251</b>	<b>924</b>	<b>274</b>	<b>985</b>	<b>230</b>	<b>1,015</b>	<b>232</b>	<b>1,013</b>	<b>249</b>	<b>1,080</b>	<b>193</b>	<b>1,164</b>	<b>158</b>

## Without Salary [WOS] Faculty Appointments 1998-2007

### Source

Kathy Rodgers  
Finance

FY 1996-2003 data reflect head count for persons with no salary or cross appointments. Figures for FY 2004 and FY 2005 do not include Emeritus Professors.

a All Graduate School of Biomedical Sciences faculty are voluntary and hold appointments elsewhere. This figure does not include health science center faculty whose full-time appointments are in other health science center schools.

School	Appointments per fall term									
	1998	1999	2000	2001	2002	2003	2004	2005	2006	2007
Residency										
Dental Branch	168	166	144	139	169	106	86	87	92	101
Graduate School of Biomedical Sciences <sup>a</sup>	228	228	257	292	296	290	320	343	372	385
School of Health Information Sciences	6	14	20	21	30	38	32	33	36	38
Medical School	753	558	556	549	436	481	430	413	405	445
School of Nursing	173	169	177	191	191	198	177	144	159	168
School of Public Health	166	138	151	147	160	155	173	174	190	223
The Brown Foundation Institute of Molecular Medicine									3	3
<b>Grand Total</b>	<b>1,494</b>	<b>1,273</b>	<b>1,305</b>	<b>1,339</b>	<b>1,282</b>	<b>1,268</b>	<b>1,218</b>	<b>1,194</b>	<b>1,257</b>	<b>1,363</b>

# Full-time/Part-time Faculty Profile by Rank 2007

Source

CBM-008 Faculty Report to the Texas Higher Education Coordinating Board, November 2007 (HRMS Query)

Unit Profile Fall 2007						
Rank	Total		Full-time		Part-time	
	Male	Female	Male	Female	Male	Female
<b>Dental Branch</b>						
Professor	18	1	12	1	6	
Associate Professor	37	14	37	10		4
Assistant Professor	55	33	24	15	31	18
Instructor	1	0			1	
Lecturer						
<b>DB Total</b>	<b>111</b>	<b>48</b>	<b>73</b>	<b>26</b>	<b>38</b>	<b>22</b>
<b>School of Health Information Sciences</b>						
Professor	5	0	4		1	
Associate Professor	12	0	11		1	
Assistant Professor	5	2	5	2		
Instructor		1		1		
<b>SHIS Total</b>	<b>22</b>	<b>3</b>	<b>20</b>	<b>3</b>	<b>2</b>	<b>0</b>
<b>Medical School</b>						
Professor	168	38	149	36	19	2
Associate Professor	104	63	98	59	6	4
Assistant Professor	205	185	199	174	6	11
Instructor	25	46	24	45	1	1
Lecturer	5	1	5	1		
<b>MS Total</b>	<b>507</b>	<b>333</b>	<b>475</b>	<b>315</b>	<b>32</b>	<b>18</b>
<b>School of Nursing</b>						
Professor	1	12	1	8		4
Associate Professor	2	18	2	15		3
Assistant Professor	3	26	3	23		3
Instructor	2	14	1	5	1	9
<b>SON Total</b>	<b>8</b>	<b>70</b>	<b>7</b>	<b>51</b>	<b>1</b>	<b>19</b>
<b>School of Public Health</b>						
Professor	38	14	36	13	2	1
Associate Professor	24	29	20	28	4	1
Assistant Professor	20	42	20	40		2
Instructor	0	1				1
Lecturer	3	2	2	1	1	1
<b>SPH Total</b>	<b>85</b>	<b>88</b>	<b>78</b>	<b>82</b>	<b>7</b>	<b>6</b>

Unit Profile Fall 2007						
Rank	Total		Full-time		Part-time	
	Male	Female	Male	Female	Male	Female
<b>The Brown Foundation Institute of Molecular Medicine</b>						
Professor	8	1	8	1		
Associate Professor	1	2	1	2		
Assistant Professor	9	4	9	4		
Instructor	2	2	2	2		
<b>IMM Total</b>	<b>20</b>	<b>9</b>	<b>20</b>	<b>9</b>	<b>0</b>	<b>0</b>
<b>University Administration</b>						
Professor	5	2	2	2	3	
Associate Professor	0	1		1		
Assistant Professor	5	3	5	3		
Instructor	2	0	2	0		
<b>UA Total</b>	<b>12</b>	<b>6</b>	<b>9</b>	<b>6</b>	<b>3</b>	<b>0</b>
<b>UTHSC-H Total</b>						
Professor	243	68	212	61	31	7
Associate Professor	180	127	169	115	11	12
Assistant Professor	302	295	265	261	37	34
Instructor	32	65	29	53	3	11
Lecturer	8	3	7	2	1	1
<b>Grand Total</b>	<b>765</b>	<b>557</b>	<b>682</b>	<b>492</b>	<b>83</b>	<b>65</b>

# 1b Faculty by Ethnicity and Gender 2004-2007

Sources

Query September 30, 2004, Reporting Data  
 CBM-008 Faculty Report to the Texas Higher  
 Education Coordinating Board,  
 November 2005-2007 (HRMS Query)

- Indicates an inactive program in that year (i.e., either not yet in existence or not part of UTHSC-H that year).

a In Fall 1995, all faculty previously appointed in the GSBS were organizationally relocated to other schools.

Unit	Gender Fall											
	2004			2005			2006			2007		Female Total
Ethnicity	Male	Female	Total	Male	Female	Total	Male	Female	Total	Male	Female	Total
<b>Dental Branch</b>												
Asian	8	11	19				21	12				15 30
Black	2	3	5				5	2				2 5
Hispanic	5	10	15				12	2				8 11
American Indian	1		1	1			1	1		1	1	
White	81	23	104				100	84				23 112
Unidentified				1			1		1	1		
<b>DB Total</b>	<b>97</b>	<b>47</b>	<b>144</b>				<b>140</b>	<b>101</b>				<b>48 159</b>
<b>Graduate School of Biomedical Sciences<sup>a</sup></b>												
<b>GSBS Total</b>	<b>0</b>	<b>0</b>	<b>0</b>	<b>0</b>	<b>0</b>	<b>0</b>	<b>0</b>	<b>0</b>	<b>0</b>	<b>0</b>	<b>0</b>	<b>0</b>
<b>School of Health Information Sciences</b>												
Asian	6		6	5		5	6		6	9		9
Black			0			0			0			0
Hispanic			0			0			0			0
American Indian			0			0			0			0
White	6	3	9	6	2	8	7	2	9	13	3	16
<b>SHIS Total</b>	<b>12</b>	<b>3</b>	<b>15</b>	<b>11</b>	<b>2</b>	<b>13</b>	<b>13</b>	<b>2</b>	<b>15</b>	<b>22</b>	<b>3</b>	<b>25</b>
<b>Medical School</b>												
Asian	117	58	175	115	55	170	121	58	179	122	70	192
Black	11	23	34	12	30	42	12	28	40	10	29	39
Hispanic	20	16	36	20	18	38	39	14	53	42	18	60
American Indian	4	1	5	4	1	5	4	1	5	3		3
White	349	205	554	332	211	543	336	198	534	317	204	521
Unidentified				8	6	14	11	10	21	13	15	28
<b>MS Total</b>	<b>520</b>	<b>303</b>	<b>823</b>	<b>510</b>	<b>321</b>	<b>831</b>	<b>523</b>	<b>309</b>	<b>832</b>	<b>507</b>	<b>333</b>	<b>840</b>
<b>School of Nursing</b>												
Asian	2	5	7	2	2	4	2	1	3	2	1	3
Black		6	6		6	6		4	4		5	5
Hispanic	1	3	4	1	3	4	1	2	3	1	3	4
American Indian			0			0			0			0
White	6	67	73	9	71	80	5	61	66	5	61	66
Unidentified					2	2			0			0
<b>SON Total</b>	<b>9</b>	<b>81</b>	<b>90</b>	<b>12</b>	<b>84</b>	<b>96</b>	<b>8</b>	<b>68</b>	<b>76</b>	<b>8</b>	<b>70</b>	<b>78</b>
<b>School of Public Health</b>												
Asian	12	9	21	9	9	18	9	10	19	9	10	19
Black	4	4	8	4	3	7	4	4	8	4	2	6
Hispanic	4	7	11	7	10	17	6	12	18	6	12	18
American Indian			0			0			0			0
White	61	51	112	62	49	111	66	56	122	66	63	129
Unidentified					1	1		1	1		1	1
<b>SPH Total</b>	<b>81</b>	<b>71</b>	<b>152</b>	<b>82</b>	<b>72</b>	<b>154</b>	<b>85</b>	<b>83</b>	<b>168</b>	<b>85</b>	<b>88</b>	<b>173</b>

<b>Unit</b>												
Ethnicity	2004			2005			2006			2007		
	Male	Female	Total	Male	Female	Total	Male	Female	Total	Male	Female	Total
<b>The Brown Foundation Institute of Molecular Medicine</b>												
Asian	1	1	2	2	2	4	5	3	8	5	4	9
Black			0			0			0			0
Hispanic		1	1		1	1		1	1		1	1
American Indian			0			0			0			0
White	7	2	9	8	4	12	12	3	15	15	4	19
Unidentified					1	1		1	1			0
<b>IMM Total</b>	<b>8</b>	<b>4</b>	<b>12</b>	<b>10</b>	<b>8</b>	<b>18</b>	<b>17</b>	<b>8</b>	<b>25</b>	<b>20</b>	<b>9</b>	<b>29</b>
<b>University Administration</b>												
Asian	3	1	4	3	1	4	4	1	5	4	1	5
Black			0			0			0			0
Hispanic			0			0			0			0
American Indian			0			0			0			0
White	4	3	7	5	1	6	4	3	7	8	4	12
Unidentified								1	1		1	1
<b>UA Total</b>	<b>7</b>	<b>4</b>	<b>11</b>	<b>8</b>	<b>2</b>	<b>10</b>	<b>8</b>	<b>5</b>	<b>13</b>	<b>12</b>	<b>6</b>	<b>18</b>
<b>UTHSC-HTotal</b>												
Asian	149	85	234	147	79	226	159	83	242	166	102	268
Black	17	36	53	19	41	60	18	39	57	17	38	55
Hispanic	10	27	37	50	44	94	48	28	76	52	42	94
American Indian	5	1	6	5	1	6	5	1	6	4	0	4
White	514	354	868	501	359	860	514	343	857	513	359	872
Unidentified				8	11	19	11	14	25	13	17	30
<b>Grand Total</b>	<b>734</b>	<b>513</b>	<b>1,247</b>	<b>730</b>	<b>532</b>	<b>1,262</b>	<b>755</b>	<b>518</b>	<b>1,273</b>	<b>765</b>	<b>558</b>	<b>1,323</b>

# 1b Faculty Profile by Unit, Rank, Ethnicity and Gender 2007

Source

CBM-008 Faculty Report to the Texas Higher Education Coordinating Board, November 2007 (HRMS Query)

This table shows faculty tenure status, rank and ethnicity by school. The ethnicity abbreviations are: A = Asian/Pacific Islander; B = Black; H = Hispanic; I = American Indian/Alaskan Native; W = White; U = Unidentified.

These descriptions are those used by the Equal Employment Opportunity Commission.

Unit		Profile Fall 2007																									
Faculty Rank	Total						Tenured					Non-tenured, On Track					Non-tenure Track										
	A	B	H	I	W	U	A	B	H	I	W	A	B	H	I	W	U	A	B	H	I	W	U				
<b>Dental Branch</b>																											
Professor																											
Male	2	0	1	0	15	0	2	1	6						2												
Female	0	0	0	0	1	0						1															
Associate Professor																											
Male	3	3	1	0	30	0	1	2	7	2	1	1						1	22								
Female	2	0	2	0	10	0	2	2											2	8							
Assistant Professor																											
Male	9	0	1	1	44	0						1	1	1						8	1	43					
Female	13	2	6	0	12	0						1						12	2	6	12						
Instructor																											
Male	1	0	0	0	0	0											1										
Female	0	0	0	0	0	0																					
<b>DB Total</b>		<b>30</b>	<b>5</b>	<b>11</b>	<b>1</b>	<b>112</b>	<b>0</b>	<b>5</b>	<b>2</b>	<b>1</b>	<b>0</b>	<b>16</b>	<b>4</b>	<b>1</b>	<b>0</b>	<b>1</b>	<b>4</b>	<b>0</b>	<b>21</b>	<b>2</b>	<b>10</b>	<b>0</b>	<b>92</b>	<b>0</b>			
<b>School of Health Information Sciences</b>																											
Professor																											
Male	3	0	0	0	2	0	1											2									
Female	0	0	0	0	0	0																					
Associate Professor																											
Male	4	0	0	0	8	0	2	4	1						1	4											
Female	0	0	0	0	0	0																					
Assistant Professor																											
Male	2	0	0	0	3	0						1	1						1	2							
Female	0	0	0	0	2	0																					
<b>SHIS Total</b>		<b>9</b>	<b>0</b>	<b>0</b>	<b>0</b>	<b>15</b>	<b>0</b>	<b>3</b>	<b>0</b>	<b>0</b>	<b>0</b>	<b>4</b>	<b>2</b>	<b>0</b>	<b>0</b>	<b>0</b>	<b>1</b>	<b>0</b>	<b>4</b>	<b>0</b>	<b>0</b>	<b>0</b>	<b>10</b>	<b>0</b>			
<b>Medical School</b>																											
Professor																											
Male	18	0	11	0	137	2	11	6	88	3	6	4	5	43	2												
Female	1	0	2	0	35	0	1	25	1						2	9											
Associate Professor																											
Male	22	1	6	2	73	0	5	1	21	1	1	6	16	1	5	1	46										
Female	9	3	2	0	49	0	1	1	9	6						9	2	1	34								
Assistant Professor																											
Male	71	7	23	1	92	11	9	1	1	17	1	62	6	22	1	75	10										
Female	53	22	14	0	84	12	5	2	6	2	48	22	12	78	10												
Instructor																											
Male	10	2	2	0	11	0											10	2	2	11							
Female	6	4	1	0	32	3											6	4	1	32	3						
Lecturer																											
Male	0	0	0	0	5	0																					
Female	0	0	0	0	1	0																					
<b>MS Total</b>		<b>190</b>	<b>39</b>	<b>61</b>	<b>3</b>	<b>519</b>	<b>28</b>	<b>17</b>	<b>1</b>	<b>7</b>	<b>1</b>	<b>143</b>	<b>18</b>	<b>1</b>	<b>4</b>	<b>0</b>	<b>42</b>	<b>3</b>	<b>155</b>	<b>37</b>	<b>50</b>	<b>2</b>	<b>334</b>	<b>25</b>			

Unit		Profile Fall 2007																						
Faculty Rank	Total						Tenured					Non-tenured, On Track					Non-tenure Track							
	A	B	H	I	W	U	A	B	H	I	W	A	B	H	I	W	U	A	B	H	I	W	U	
<b>School of Nursing</b>																								
Professor																								
Male		0	0	0	0	1	0						1											
Female		0	0	0	0	14	0						11						2					
Associate Professor																								
Male		0	0	0	0	2	0																	
Female		0	0	0	0	16	0											8						
Assistant Professor																								
Male		2	0	0	0	1	0																	
Female		1	4	3	0	18	0											1	5	1	3	3	13	
Instructor																								
Male		2	0	0	0	0	0																	
Female		0	1	0	0	13	0																	
Lecturer																								
Male		0	0	0	0	0	0																	
Female		0	0	0	0	0	0																	
<b>SON Total</b>		<b>6</b>	<b>4</b>	<b>3</b>	<b>0</b>	<b>65</b>	<b>0</b>	<b>0</b>	<b>0</b>	<b>0</b>	<b>0</b>	<b>12</b>	<b>0</b>	<b>1</b>	<b>0</b>	<b>0</b>	<b>15</b>	<b>0</b>	<b>6</b>	<b>3</b>	<b>3</b>	<b>0</b>	<b>38</b>	<b>0</b>
<b>School of Public Health</b>																								
Professor																								
Male		3	1	4	0	30	0	3	1	1	25	2	1	1	4	1	4							
Female		2	1	1	0	10	0	2	7	1	1	2	1	2										
Associate Professor																								
Male		2	2	2	0	18	0	1	7	2	1	1	4	1	7									
Female		2	0	2	0	24	1	2	9	4	2	11	1											
Assistant Professor																								
Male		4	1	0	0	15	0	2	8	2	1	7												
Female		6	1	9	0	26	0	2	7	13	4	1	2	13										
Lecturer																								
Male		0	0	0	0	3	0																	
Female		0	0	0	0	2	0																	
Instructor																								
Male		0	0	0	0	0	0																	
Female		0	0	0	0	1	0																	
<b>SPH Total</b>		<b>19</b>	<b>6</b>	<b>18</b>	<b>0</b>	<b>129</b>	<b>1</b>	<b>5</b>	<b>2</b>	<b>3</b>	<b>0</b>	<b>48</b>	<b>6</b>	<b>1</b>	<b>10</b>	<b>0</b>	<b>31</b>	<b>0</b>	<b>8</b>	<b>3</b>	<b>5</b>	<b>0</b>	<b>49</b>	<b>1</b>

# 1b Faculty Profile by Unit, Rank, Ethnicity and Gender 2007

Continued from previous page

Unit		Profile Fall 2007																						
Faculty Rank	Total						Tenured					Non-tenured, On Track					Non-tenure Track							
	A	B	H	I	W	U	A	B	H	I	W	A	B	H	I	W	U	A	B	H	I	W	U	
<b>The Brown Foundation Institute of Molecular Medicine</b>																								
Professor																								
Male		2	0	0	0	6	0						1						2					
Female		0	0	1	0	0	0	1																
Associate Professor																								
Male		0	0	0	0	1	0											1						
Female		1	0	0	0	1	0											1	1					
Assistant Professor																								
Male		3	0	0	0	6	0											3	6					
Female		3	0	0	0	1	0											3	1					
Instructor																								
Male		0	0	0	0	2	0											2						
Female		0	0	0	0	2	0											2						
<b>IMM Total</b>		<b>9</b>	<b>0</b>	<b>1</b>	<b>0</b>	<b>19</b>	<b>0</b>	<b>0</b>	<b>1</b>	<b>0</b>	<b>1</b>	<b>0</b>	<b>0</b>	<b>0</b>	<b>0</b>	<b>0</b>	<b>0</b>	<b>9</b>	<b>0</b>	<b>0</b>	<b>0</b>	<b>18</b>	<b>0</b>	
<b>University Administration</b>																								
Professor																								
Male		0	0	0	0	5	0						1						4					
Female		0	0	0	0	2	0						1						1					
Associate Professor																								
Male		0	0	0	0	0	0																	
Female		0	0	0	0	1	0											1						
Assistant Professor																								
Male		2	0	0	0	3	0											1	2					
Female		1	0	0	0	1	1											1	1 1					
Instructor																								
Male		2	0	0	0	0	0											2						
Female		0	0	0	0	0	0																	
<b>UA Total</b>		<b>5</b>	<b>0</b>	<b>0</b>	<b>0</b>	<b>12</b>	<b>1</b>	<b>0</b>	<b>0</b>	<b>0</b>	<b>2</b>	<b>0</b>	<b>0</b>	<b>0</b>	<b>1</b>	<b>0</b>	<b>0</b>	<b>5</b>	<b>0</b>	<b>0</b>	<b>0</b>	<b>0</b>	<b>1</b>	
<b>UTHSC-H Total</b>																								
Professor																								
Male		28	1	16	0	196	2	17	1	8	0	122	3	0	2	0	9	0	8	0	6	0	65	2
Female		3	1	4	0	62	0	3	0	1	0	45	0	0	0	0	4	0	0	1	3	0	13	0
Associate Professor																								
Male		31	6	9	2	132	0	8	3	0	1	38	6	2	2	0	11	0	17	1	7	1	82	0
Female		14	3	6	0	101	1	2	1	3	0	20	0	0	0	0	18	0	12	2	3	0	63	1
Assistant Professor																								
Male		93	8	24	2	164	11	0	0	0	0	0	13	1	1	1	28	1	80	7	23	1	136	10
Female		77	29	32	0	144	13	0	0	0	0	0	8	1	9	0	24	2	69	28	23	0	120	11
Instructor																								
Male		15	2	2	0	13	0	0	0	0	0	0	0	0	0	0	0	0	15	2	2	0	13	0
Female		6	5	1	0	49	3	0	0	0	0	0	0	0	0	0	0	0	6	5	1	0	49	3
Lecturer																								
Male		0	0	0	0	8	0	0	0	0	0	0	0	0	0	0	0	0	0	0	0	0	8	0
Female		0	0	0	0	3	0	0	0	0	0	0	0	0	0	0	0	0	0	0	0	0	3	0
<b>Grand Total</b>		<b>267</b>	<b>55</b>	<b>94</b>	<b>4</b>	<b>872</b>	<b>30</b>	<b>30</b>	<b>5</b>	<b>12</b>	<b>1</b>	<b>226</b>	<b>30</b>	<b>4</b>	<b>14</b>	<b>1</b>	<b>94</b>	<b>3</b>	<b>207</b>	<b>46</b>	<b>68</b>	<b>2</b>	<b>552</b>	<b>27</b>



Source  
UCSC Web site

The University Classified Staff Council (UCSC) was formed by the Executive Council to advise the president and the Executive Council on matters of importance to the health science center's classified staff, including, but not limited to the following:

- + Appropriate university policies and procedures
- + Strategic planning and directions
- + Recruitment, retention, promotion and transfer of classified staff
- + Processes regarding continuous improvement
- + Budget and planning issues
- + Health science center-wide communications and resource networking
- + Staff awards
- + Campus master planning
- + Compensation policies
- + Classified staff status, rights and responsibilities

---

## UCSC Members

### Dental Branch

Ms. Cynthia Nelson  
Ms. Maria Segovia

### Graduate School of Biomedical Sciences

Ms. Jeannice Theriot

### School of Health Information Sciences

Mr. Terrance March

### Medical School

Mr. Rodney Ball  
Mr. Jimmie Bongio  
Ms. Lisa Byrd  
Ms. Sheila Donnell  
Ms. Diane Ferguson  
Ms. Rosa Flores  
Ms. Jeanie Mullin  
Ms. Suzanne Paramore  
Ms. Annette Roberts  
Ms. Su-Feng Yu

### School of Nursing

Ms. JoAnn Mendoza

### School of Public Health

Ms. Cindy Chapa  
Ms. Llonda Collins  
Mr. Angie Henry  
vacant

### Harris County Psychiatric Center

Ms. Frankie B. Rogers  
vacant

### The Brown Foundation Institute of Molecular Medicine

Ms. Isabel Alvarado

### Lyndon Baines Johnson Hospital

Ms. Norma Martinez

### University Administration

Ms. Stephanie Adams  
Mr. Perry Ball  
Ms. Diane Brooks  
Ms. Rebecca Chapa  
Ms. Dennie Clemons  
Ms. Sandra Hernandez  
Mr. James Hightower  
Ms. Cece Lim  
Ms. Sandra Marroquin  
Ms. Lavonne Moore  
Ms. Krysti Suarez

### President's Appointee

vacant

### Ex Officio Members

Ms. Nancy Shipley, Chair 2007  
Ms. Alison Miehl, Secretary 2007  
Ms. Pamela Butler, Treasurer 2007

### Alternates

Ms. Alma Leal

### Administration

Ms. Mary Maher  
Ms. Marsha Brody-Silva  
Mr. JT Rayburn  
Dr. Ted Pate

# 1b Classified Staff by Ethnicity and Gender 2007

Source

Query September 30, 2007, Reporting Data

Unit	Gender Fall		
	2007 Male	Female	Total
<b>Dental Branch</b>			
Asian	2	7	9
Black	3	49	52
Hispanic	6	38	44
American Indian			0
White	10	33	43
Unidentified	5	27	32
<b>DB Total</b>	<b>26</b>	<b>154</b>	<b>180</b>
<b>Graduate School of Biomedical Sciences</b>			
Asian		1	1
Black		2	2
Hispanic		1	1
American Indian			0
White		6	6
Unidentified	1	4	5
<b>GSBS Total</b>	<b>1</b>	<b>14</b>	<b>15</b>
<b>School of Health Information Sciences</b>			
Asian	2	1	3
Black	1		1
Hispanic	1	1	2
American Indian			0
White	2	6	8
Unidentified	3	4	7
<b>SHIS Total</b>	<b>9</b>	<b>12</b>	<b>21</b>
<b>Medical School</b>			
Asian	61	78	139
Black	16	131	147
Hispanic	24	136	160
American Indian		2	2
White	87	342	429
Unidentified	64	262	326
<b>MS Total</b>	<b>252</b>	<b>951</b>	<b>1,203</b>

Unit	Gender Fall		
	2007 Male	Female	Total
<b>School of Public Health</b>			
Asian	8	14	22
Black	4	48	52
Hispanic	12	53	65
American Indian	1		1
White	32	68	100
Unidentified	14	37	51
<b>SPH Total</b>	<b>71</b>	<b>220</b>	<b>291</b>
<b>The Brown Foundation Institute of Molecular Medicine</b>			
Asian	5	8	13
Black	2	6	8
Hispanic	1	4	5
American Indian			0
White	2	4	6
Unidentified	7	14	21
<b>IMM Total</b>	<b>17</b>	<b>36</b>	<b>53</b>
<b>Harris County Psychiatric Center</b>			
Asian	9	19	28
Black	64	116	180
Hispanic	14	19	33
American Indian			0
White	22	33	55
Unidentified	28	36	64
<b>HCPC Total</b>	<b>137</b>	<b>223</b>	<b>360</b>
<b>University Administration</b>			
Asian	16	20	36
Black	45	97	142
Hispanic	42	58	100
American Indian	1		1
White	114	147	261
Unidentified	65	105	170
<b>UA Total</b>	<b>283</b>	<b>427</b>	<b>710</b>
<b>UTHSC-H Total</b>			
Asian	105	148	253
Black	135	461	596
Hispanic	101	316	417
American Indian	2	2	3

White	272	662	<b>892</b>
Unidentified	189	506	<b>676</b>
<b>Grand Total</b>	<b>804</b>	<b>2,095</b>	<b>2,899</b>

<b>School of Nursing</b>			
Asian	2		<b>2</b>
Black		12	<b>12</b>
Hispanic	1	6	<b>7</b>
American Indian			<b>0</b>
White	3	23	<b>26</b>
Unidentified	2	17	<b>19</b>
<b>SON Total</b>	<b>8</b>	<b>58</b>	<b>66</b>

# Academic A&P Staff by Ethnicity and Gender 2007

Source  
Query September 30, 2007, Reporting Data

Unit	Gender Fall		
	2007 Male	2007 Female	Total
<b>Dental Branch</b>			
Asian	1		1
Black			0
Hispanic			0
American Indian			0
White	7	4	11
	1		1
<b>DB Total</b>	<b>9</b>	<b>4</b>	<b>13</b>
<b>Graduate School of Biomedical Sciences</b>			
Asian	1		1
Black			0
Hispanic			0
American Indian			0
White	3		3
<b>GSBS Total</b>	<b>4</b>	<b>0</b>	<b>4</b>
<b>School of Health Information Sciences</b>			
Asian	1		1
Black			0
Hispanic			0
American Indian			0
White	2		2
<b>SHIS Total</b>	<b>3</b>	<b>0</b>	<b>3</b>
<b>Medical School</b>			
Asian	3	1	4
Black			0
Hispanic	2	1	3
American Indian			0
White	23	10	33
Unidentified	6	3	9
<b>MS Total</b>	<b>34</b>	<b>15</b>	<b>49</b>
<b>School of Nursing</b>			
Asian			0
Black			0
Hispanic			0
American Indian			0
White	1	3	4
<b>SON Total</b>	<b>1</b>	<b>3</b>	<b>4</b>
<b>School of Public Health</b>			
Asian			0
Black			0
Hispanic			0
American Indian			0
White	2		2
<b>SPH Total</b>	<b>2</b>	<b>0</b>	<b>2</b>

Unit	Gender Fall		
	2007 Male	2007 Female	Total
<b>The Brown Foundation Institute of Molecular Medicine</b>			
Asian			0
Black			0
Hispanic			0
American Indian			0
White			0
<b>IMM Total</b>	<b>0</b>	<b>0</b>	<b>0</b>
<b>University Administration</b>			
Asian			0
Black			0
Hispanic			0
American Indian			0
White	5		5
<b>UA Total</b>	<b>5</b>	<b>0</b>	<b>5</b>
<b>UTHSC-H Total</b>			
Asian	6	1	7
Black			0
Hispanic	2	1	3
American Indian			0
White	43	17	51
Unidentified	7	3	9
<b>Grand Total</b>	<b>58</b>	<b>22</b>	<b>80</b>

# 1b Management A&P Staff by Ethnicity and Gender 2007

Source

Query September 30, 2007, Reporting Data

Unit	Gender Fall		
	2007 Male	2007 Female	Total
<b>Dental Branch</b>			
Asian	1		1
Black		1	1
Hispanic			0
American Indian			0
White	1	2	3
Unidentified	1		1
<b>DB Total</b>	<b>3</b>	<b>3</b>	<b>6</b>
<b>Graduate School of Biomedical Sciences</b>			
Asian			0
Black			0
Hispanic			0
American Indian			0
White		1	1
Unidentified	1		1
<b>GSBS Total</b>	<b>1</b>	<b>1</b>	<b>2</b>
<b>School of Health Information Sciences</b>			
Asian			0
Black			0
Hispanic			0
American Indian			0
White		1	1
<b>SHIS Total</b>	<b>0</b>	<b>1</b>	<b>1</b>
<b>Medical School</b>			
Asian	1	2	3
Black			0
Hispanic	2		2
American Indian		1	1
White	6	16	22
Unidentified	1	2	3
<b>MS Total</b>	<b>10</b>	<b>21</b>	<b>31</b>
<b>School of Nursing</b>			
Asian			0
Black			0
Hispanic			0
American Indian			0
White	1	2	3
Unidentified		3	3
<b>SON Total</b>	<b>1</b>	<b>5</b>	<b>6</b>

Unit	Gender Fall		
	2007 Male	2007 Female	Total
<b>School of Public Health</b>			
Asian			0
Black			0
Hispanic	1		1
American Indian			0
White	4	5	9
Unidentified			
<b>SPH Total</b>	<b>5</b>	<b>5</b>	<b>10</b>
<b>The Brown Foundation Institute of Molecular Medicine</b>			
Asian			
Black		1	1
Hispanic			
American Indian			
White			
<b>IMM Total</b>	<b>0</b>	<b>1</b>	<b>1</b>
<b>Harris County Psychiatric Center</b>			
Asian	1		1
Black	1	5	6
Hispanic	1		1
American Indian	1		1
White		2	2
<b>HCPC Total</b>	<b>4</b>	<b>7</b>	<b>11</b>
<b>University Administration</b>			
Asian	1	1	2
Black	1	3	4
Hispanic	1	3	4
American Indian			0
White	26	27	53
Unidentified		5	5
<b>UA Total</b>	<b>29</b>	<b>39</b>	<b>68</b>
<b>UTHSC-H Total</b>			
Asian	4	3	7
Black	2	10	12
Hispanic	5	3	8
American Indian	1	1	2
White	38	56	94
Unidentified	3	10	13
<b>Grand Total</b>	<b>53</b>	<b>83</b>	<b>136</b>

# Employees by Full-time/Part-time Status 2007

Source

Query September 30, 2007 Reporting Data

CBM-008 Faculty Report to the Texas Higher Education Coordinating Board, November 2007 (HRMS Query)

Unit	Status Fall 2007		
	FT	PT	Total
<b>Dental Branch</b>			
Classified	175	5	180
Academic A&P	12	1	13
Management A&P	6		6
Faculty	99	60	159
<b>DB Total</b>	<b>292</b>	<b>66</b>	<b>358</b>

<b>Graduate School of Biomedical Sciences</b>			
Classified	14	1	15
Academic A&P	2	2	4
Management A&P	2		2
Faculty			0
<b>GSBS Total</b>	<b>18</b>	<b>3</b>	<b>21</b>

<b>School of Health Information Sciences</b>			
Classified	20	1	21
Academic A&P	3		3
Management A&P	1		1
Faculty	23	2	25
<b>SHIS Total</b>	<b>47</b>	<b>3</b>	<b>50</b>

<b>Medical School</b>			
Classified	1,007	196	1,203
Academic A&P	23	26	49
Management A&P	30	1	31
Faculty	790	50	840
<b>MS Total</b>	<b>1,850</b>	<b>273</b>	<b>2,123</b>

Unit	Status Fall 2007		
	FT	PT	Total
<b>The Brown Foundation Institute of Molecular Medicine</b>			
Classified	51	2	53
Academic A&P			0
Management A&P	1		1
Faculty	1		1
<b>IMM Total</b>	<b>53</b>	<b>2</b>	<b>55</b>

<b>Harris County Psychiatric Center</b>			
Classified	253	107	360
Academic A&P			
Management A&P	11		11
Faculty			
<b>HCPC Total</b>	<b>264</b>	<b>107</b>	<b>371</b>

<b>University Administration</b>			
Classified	649	61	710
Academic A&P	3	2	5
Management A&P	64	4	68
Faculty	15	3	18
<b>UA Total</b>	<b>731</b>	<b>70</b>	<b>801</b>

<b>UTHSC-H Total</b>			
Classified	2,451	548	2,899
Academic A&P	46	34	80
Management A&P	131	5	136
Faculty	1,146	148	1,322
<b>Grand Total</b>	<b>3,774</b>	<b>735</b>	<b>4,437</b>

<b>School of Nursing</b>			
Classified	54	12	66
Academic A&P	1	3	4
Management A&P	6		6
Faculty	58	20	78
<b>SON Total</b>	<b>119</b>	<b>35</b>	<b>154</b>

<b>School of Public Health</b>			
Classified	228	63	291
Academic A&P	2		2
Management A&P	10		10
Faculty	160	13	173
<b>SPH Total</b>	<b>400</b>	<b>76</b>	<b>476</b>

# 1b Employees by Ethnicity and Gender 2003-2007

Sources

Query September 30, 2003-2007, Reporting Data (Staff)

CBM-008 Report to the Texas Higher Education Coordinating Board, November 2005-2007 (Faculty)

Unit	Gender fall			2004			2005			2006			2007		
	Male	Female	Total	Male	Female	Total	Male	Female	Total	Male	Female	Total	Male	Female	Total
<b>Dental Branch</b>															
Asian	17	22	39	16	21	37	18	21	39	17	20	37	19	22	41
Black	10	59	69	7	57	64	9	56	65	7	66	73	6	52	58
Hispanic	8	58	66	10	57	67	12	53	65	10	53	63	9	46	55
American Indian	1		1	1		1	1		1	1		1	1		1
White	107	74	181	108	67	175	104	70	174	108	61	169	107	62	169
Unidentified								3	3		3	3	7	27	34
<b>DB Total</b>	<b>143</b>	<b>213</b>	<b>356</b>	<b>142</b>	<b>202</b>	<b>344</b>	<b>144</b>	<b>203</b>	<b>347</b>	<b>143</b>	<b>203</b>	<b>346</b>	<b>149</b>	<b>209</b>	<b>358</b>
<b>Graduate School of Biomedical Sciences</b>															
Asian	1		1	1	1	2	1	2	3	1	2	3	1	1	2
Black		3	3		2	2		2	2		2	2		2	2
Hispanic	1	1	2	1	1	2		1	1		1	1		1	1
American Indian			0			0			0			0			0
White	4	9	13	4	9	13	4	8	12	4	9	13	3	7	10
Unidentified									0			0	2	4	6
<b>GSBS Total</b>	<b>6</b>	<b>13</b>	<b>19</b>	<b>6</b>	<b>13</b>	<b>19</b>	<b>5</b>	<b>13</b>	<b>18</b>	<b>5</b>	<b>14</b>	<b>19</b>	<b>6</b>	<b>15</b>	<b>21</b>
<b>School of Health Information Sciences</b>															
Asian	10	3	13	11	2	13	9	2	11	9	1	10	12	1	13
Black		3	3		1	1	1		1	1		1	1		1
Hispanic		2	2		3	3		2	2		2	2	1	1	2
American Indian			0			0			0			0			0
White	12	9	21	13	10	23	10	9	19	12	11	23	18	9	27
Unidentified									0		1	1	3	4	7
<b>SHIS Total</b>	<b>22</b>	<b>17</b>	<b>39</b>	<b>24</b>	<b>16</b>	<b>40</b>	<b>20</b>	<b>13</b>	<b>33</b>	<b>22</b>	<b>15</b>	<b>37</b>	<b>35</b>	<b>15</b>	<b>50</b>
<b>Medical School</b>															
Asian	186	163	349	198	158	356	197	168	365	211	171	382	187	150	337
Black	39	309	348	37	225	262	32	203	235	35	204	239	26	161	187
Hispanic	86	213	299	81	172	253	77	180	257	80	189	269	70	154	224
American Indian	6	2	8	4	2	6	4	3	7	4	4	8	3	3	6
White	531	801	1,332	518	725	1,243	498	721	1,219	503	697	1,200	435	565	1,000
Unidentified							12	14	26	16	27	43	82	287	369
<b>MS Total</b>	<b>848</b>	<b>1,488</b>	<b>2,336</b>	<b>838</b>	<b>1,282</b>	<b>2,120</b>	<b>820</b>	<b>1,289</b>	<b>2,109</b>	<b>849</b>	<b>1,292</b>	<b>2,141</b>	<b>803</b>	<b>1,320</b>	<b>2,123</b>
<b>School of Nursing</b>															
Asian	2	6	8	3	7	10	3	4	7	4	1	5	4	2	6
Black		12	12	1	15	16	1	18	19		15	15		12	12
Hispanic	3	14	17	3	15	18	2	11	13	2	12	14	1	14	15
American Indian		1	1			0			0			0			0
White	16	100	116	14	111	125	20	110	130	15	94	109	10	89	99
Unidentified								2	2		3	3	2	20	22
<b>SON Total</b>	<b>21</b>	<b>133</b>	<b>154</b>	<b>21</b>	<b>148</b>	<b>169</b>	<b>26</b>	<b>145</b>	<b>171</b>	<b>21</b>	<b>125</b>	<b>146</b>	<b>17</b>	<b>137</b>	<b>154</b>



Unit	Gender fall														
	2003			2004			2005			2006			2007		
Ethnicity	Male	Female	Total	Male	Female	Total	Male	Female	Total	Male	Female	Total	Male	Female	Total
<b>School of Public Health</b>															
Asian	25	40	65	29	41	70	21	35	56	21	37	58	17	24	41
Black	6	64	70	11	89	100	12	78	90	10	80	90	8	50	58
Hispanic	23	75	98	25	67	92	26	81	107	26	84	110	19	64	83
American Indian	1	1	2	1		1	1	1	2	1	1	2	1		1
White	117	151	268	120	153	273	117	148	265	120	157	277	104	135	240
Unidentified								3	3	1	3	4	14	39	53
<b>SPH Total</b>	<b>172</b>	<b>331</b>	<b>503</b>	<b>186</b>	<b>350</b>	<b>536</b>	<b>177</b>	<b>346</b>	<b>523</b>	<b>179</b>	<b>362</b>	<b>541</b>	<b>163</b>	<b>313</b>	<b>476</b>
<b>Harris County Psychiatric Center</b>															
Asian	13	33	46	11	31	42	11	29	40	11	26	37	10	19	29
Black	126	221	347	94	175	269	77	160	237	74	144	218	65	120	185
Hispanic	24	22	46	13	21	34	16	20	36	17	19	36	15	18	33
American Indian			0			0			0			0			
White	39	73	112	38	65	103	27	63	90	28	52	80	23	35	58
Unidentified									0			0	28	38	66
<b>HCPC Total</b>	<b>202</b>	<b>349</b>	<b>551</b>	<b>156</b>	<b>292</b>	<b>448</b>	<b>131</b>	<b>272</b>	<b>406</b>	<b>130</b>	<b>241</b>	<b>371</b>	<b>141</b>	<b>230</b>	<b>371</b>
<b>The Brown Foundation Institute of Molecular Medicine</b>															
Asian	3	8	11	2	9	11	8	13	21	11	11	22	10	12	22
Black	1	4	5		4	4	1	5	6	2	6	8	2	7	9
Hispanic	1	4	5	1	3	4	2	3	5	1	3	4	1	5	6
American Indian			0						0			0			
White	9	11	20	11	10	21	12	12	24	17	8	25	17	8	25
Unidentified								1	1		1	1	7	14	21
<b>IMM Total</b>	<b>14</b>	<b>27</b>	<b>41</b>	<b>14</b>	<b>26</b>	<b>40</b>	<b>23</b>	<b>34</b>	<b>57</b>	<b>31</b>	<b>29</b>	<b>60</b>	<b>37</b>	<b>46</b>	<b>83</b>
<b>University Administration</b>															
Asian	21	27	48	28	26	54	24	32	56	21	28	49	21	22	43
Black	63	129	192	59	132	191	66	132	198	65	130	195	46	101	147
Hispanic	49	68	117	46	64	110	46	73	119	52	78	130	44	61	105
American Indian	1		1	1		1	1	2	3	1	1	2	1		1
White	178	218	396	172	199	371	179	196	375	173	203	376	153	175	331
Unidentified							5	8	13	4	10	14	64	110	174
<b>UA Total</b>	<b>312</b>	<b>442</b>	<b>754</b>	<b>306</b>	<b>421</b>	<b>727</b>	<b>321</b>	<b>443</b>	<b>764</b>	<b>316</b>	<b>450</b>	<b>766</b>	<b>329</b>	<b>472</b>	<b>801</b>
<b>UTHSC-H Total</b>															
Asian	278	302	580	299	296	595	292	306	598	306	297	603	281	253	534
Black	245	804	1,049	209	700	909	199	654	853	194	647	841	154	505	659
Hispanic	194	453	647	179	400	579	181	424	605	188	441	629	160	364	524
American Indian	10	8	18	8	5	13	7	6	13	7	6	13	6	3	9
White	1,013	1,446	2,459	998	1,349	2,347	971	1,337	2,308	980	1,292	2,272	870	1,089	1,959
Unidentified							17	31	48	21	48	69	209	543	752
<b>Grand Total</b>	<b>1,740</b>	<b>3,013</b>	<b>4,753</b>	<b>1,693</b>	<b>2,750</b>	<b>4,443</b>	<b>1,667</b>	<b>2,758</b>	<b>4,425</b>	<b>1,696</b>	<b>2,731</b>	<b>4,427</b>	<b>1,680</b>	<b>2,757</b>	<b>4,437</b>

# 1b Full-time Equivalent Employees by Source of Funds 2007

Source  
Kathy Jalufka  
Budget and Financial Reporting

a Includes personnel associated with physical plant operations and utilities, Texas-Mexico Border projects, Auxiliary Enterprises and all other.

Unit Employment Category Fall 2007				
Source of Funds	Total	Faculty	A&P	Classified
<b>Dental Branch</b>				
State funds	244.58	99.27	5.35	139.96
Designated funds	29.95	1.00	0.25	28.70
Contracts and grant funds	9.72	5.22		4.50
Current restricted funds	6.00	1.41	0.40	4.19
<b>DB Total</b>	<b>290.25</b>	<b>106.90</b>	<b>6.00</b>	<b>177.35</b>

Graduate School of Biomedical Sciences				
Source of Funds	Total	Faculty	A&P	Classified
State funds	18.58		5.59	12.99
Designated funds				
Contracts and grant funds	0.29	0.29		
Current restricted funds	0.32		0.32	
<b>GSBS Total</b>	<b>19.19</b>	<b>0.29</b>	<b>5.91</b>	<b>12.99</b>

School of Health Information Sciences				
Source of Funds	Total	Faculty	A&P	Classified
State funds	31.22	14.53	1.00	15.69
Designated funds	1.60			1.60
Contracts and grant funds	9.24	5.53		3.71
Current restricted funds	4.54	4.04		0.50
<b>SHIS Total</b>	<b>46.60</b>	<b>24.10</b>	<b>1.00</b>	<b>21.50</b>

Medical School				
Source of Funds	Total	Faculty	A&P	Classified
State funds	498.69	195.64	18.62	284.43
Designated funds	798.30	431.16	8.37	358.77
Contracts and grant funds	476.88	142.35	0.65	333.88
Current restricted funds	124.25	35.59	0.05	88.61
<b>MS Total</b>	<b>1,898.12</b>	<b>804.74</b>	<b>27.69</b>	<b>1,065.69</b>

School of Nursing				
Source of Funds	Total	Faculty	A&P	Classified
State funds	88.05	46.19	5.10	36.76
Designated funds	8.67	1.75		6.92
Contracts and grant funds	19.20	7.65		11.55
Current restricted funds	11.00	6.00	0.40	4.60
<b>SON Total</b>	<b>126.92</b>	<b>61.59</b>	<b>5.50</b>	<b>59.83</b>

School of Public Health				
Source of Funds	Total	Faculty	A&P	Classified
State funds	207.21	97.71	7.60	101.90
Designated funds	8.67	1.75		6.92
Contracts and grant funds	187.36	61.77	1.50	124.09
Current restricted funds	30.01	8.82	0.90	20.29
<b>SPH Total</b>	<b>433.25</b>	<b>170.05</b>	<b>10.00</b>	<b>253.20</b>

Unit Employment Category Fall 2007				
Source of Funds	Total	Faculty	A&P	Classified
<b>Harris County Psychiatric Center</b>				
State funds	258.37	16.92	10.00	231.45
Designated funds	66.45		1.00	65.45
Contracts and grant funds				
Current restricted funds	1.00			1.00
<b>HCPC Total</b>	<b>325.82</b>	<b>16.92</b>	<b>11.00</b>	<b>297.90</b>

The Brown Foundation Institute of Molecular Medicine				
Source of Funds	Total	Faculty	A&P	Classified
State funds	23.55	11.72		11.83
Designated funds	16.55	0.71	1.00	14.84
Contracts and grant funds	20.51	9.18		11.33
Current restricted funds	20.14	7.39		12.75
<b>IMM Total</b>	<b>80.75</b>	<b>29.00</b>	<b>1.00</b>	<b>50.75</b>

University Administration				
Source of Funds	Total	Faculty	A&P	Classified
State funds	443.42	2.27	44.94	396.21
Designated funds	66.25	0.33	10.92	55.00
Contracts and grant funds	37.53	7.66	1.00	28.87
Current restricted funds	19.19	0.19	1.00	18.00
<b>UA Total</b>	<b>566.39</b>	<b>10.45</b>	<b>57.86</b>	<b>498.08</b>

All Other Employees <sup>a</sup>				
Source of Funds	Total	Faculty	A&P	Classified
State funds	59.75	4.50	2.00	53.25
Designated funds	72.85	1.15		71.70
Contracts and grant funds				
Current restricted funds				
Auxiliary Enterprises	61.43	1.02	5.22	55.19
<b>Other Total</b>	<b>194.03</b>	<b>6.67</b>	<b>7.22</b>	<b>180.14</b>

UTHSC-H Total				
Source of Funds	Total	Faculty	A&P	Classified
State funds	1,873.42	488.75	100.20	1,284.47
Designated funds	1,069.29	437.85	21.54	609.90
Contracts and grant funds	760.73	239.65	3.15	517.93
Current restricted funds	216.45	63.44	3.07	149.94
Auxiliary Enterprises	61.43	1.02	5.22	55.19
<b>Grand Total</b>	<b>3,981.32</b>	<b>1,230.71</b>	<b>133.18</b>	<b>2,617.43</b>

# Employees by Employment Category 2003-2007

Sources

Query September 30, 2003-2004, Reporting Data  
 CBM-008 Report to the Texas Higher Education  
 Coordinating Board, November 2005-2007  
 (HRMSQuery)

a In Fall 1995, all faculty previously appointed in the GSBS were organizationally relocated to other schools.

Unit	Total staff Fall				
	2003	2004	2005	2006	2007
<b>Dental Branch</b>					
Faculty	146	144	140	144	159
Academic A&P	15	11	14	14	13
Management A&P	7	7	6	5	6
Classified	188	182	187	183	180
<b>DB Total</b>	<b>356</b>	<b>344</b>	<b>347</b>	<b>346</b>	<b>358</b>

<b>Graduate School of Biomedical Sciences</b>					
Faculty <sup>a</sup>					
Academic A&P	4	4	4	4	4
Management A&P	2	1	1	1	2
Classified	13	14	13	14	15
<b>GSBS Total</b>	<b>19</b>	<b>19</b>	<b>18</b>	<b>19</b>	<b>21</b>

<b>School of Health Information Sciences</b>					
Faculty	16	15	13	15	25
Academic A&P	1	1	2	2	3
Management A&P	1	1	1	1	1
Classified	21	23	17	19	21
<b>SHIS Total</b>	<b>39</b>	<b>40</b>	<b>33</b>	<b>37</b>	<b>50</b>

<b>Medical School</b>					
Faculty	807	823	831	832	840
Academic A&P	62	64	67	71	49
Management A&P	34	27	25	32	31
Classified	1,433	1,206	1,186	1,206	1,203
<b>MS Total</b>	<b>2,336</b>	<b>2,120</b>	<b>2,109</b>	<b>2,141</b>	<b>2,123</b>

<b>School of Nursing</b>					
Faculty	82	90	96	76	78
Academic A&P	8	7	4	5	4
Management A&P	4	5	4	3	6
Classified	60	67	67	62	66
<b>SON Total</b>	<b>154</b>	<b>169</b>	<b>171</b>	<b>146</b>	<b>154</b>

<b>School of Public Health</b>					
Faculty	147	152	154	168	173
Academic A&P	14	9	7	2	2
Management A&P	9	8	8	8	10
Classified	333	367	354	363	291
<b>SPH Total</b>	<b>503</b>	<b>536</b>	<b>523</b>	<b>541</b>	<b>476</b>

Unit	Total staff Fall				
	2003	2004	2005	2006	2007
<b>Harris County Psychiatric Center</b>					
Faculty					0
Academic A&P					0
Management A&P	16	16	15	15	11
Classified	535	432	388	356	360
<b>HCPC Total</b>	<b>551</b>	<b>448</b>	<b>403</b>	<b>371</b>	<b>371</b>

<b>The Brown Foundation Institute of Molecular Medicine</b>					
Faculty	11	12	18	24	29
Academic A&P			1		0
Management A&P	1	1	1	1	1
Classified	29	27	12	34	53
<b>IMM Total</b>	<b>41</b>	<b>40</b>	<b>32</b>	<b>59</b>	<b>83</b>

<b>University Administration</b>					
Faculty	6	11	10	13	18
Academic A&P	4	5	4	5	5
Management A&P	77	68	60	65	68
Classified	667	643	690	683	710
<b>UA Total</b>	<b>754</b>	<b>727</b>	<b>764</b>	<b>766</b>	<b>801</b>

<b>UTHSC-H Total</b>					
Faculty	1,215	1,247	1,262	1,273	1,322
Academic A&P	108	101	103	103	80
Management A&P	151	134	121	131	136
Classified	3,279	2,961	2,939	2,920	2,899
<b>Grand Total</b>	<b>4,753</b>	<b>4,443</b>	<b>4,425</b>	<b>4,427</b>	<b>4,437</b>

# 1b Graduate School of Biomedical Sciences Faculty Membership by Institutional Affiliation 1998-2007

Source

Brenda Gaughan  
Graduate School of Biomedical Sciences

Affiliation	Memberships per fiscal year									
	1998	1999	2000	2001	2002	2003	2004	2005	2006	2007
Dental Branch	15	13	14	14	15	15	12	11	10	11
Graduate School of Biomedical Sciences <sup>a</sup>										
School of Health Information Sciences	1	1	1	1	2	2	5	6	6	5
Medical School	133	138	142	141	137	134	139	139	142	140
School of Nursing										
School of Public Health	20	19	19	20	18	18	20	20	19	19
<b>Subtotal UTHSC-H</b>	<b>169</b>	<b>171</b>	<b>176</b>	<b>176</b>	<b>172</b>	<b>169</b>	<b>176</b>	<b>176</b>	<b>177</b>	<b>175</b>
Texas A&M Institute of Biosciences & Technology	10	10	10	12	12	12	13	13	13	15
Other <sup>b</sup>	40	22	24	29	27	33	40	36	34	29
<b>Grand Total</b>	<b>405</b>	<b>415</b>	<b>440</b>	<b>476</b>	<b>480</b>	<b>494</b>	<b>517</b>	<b>539</b>	<b>555</b>	<b>580</b>

**a** In fall 1995, all faculty previously appointed in the GSBS were organizationally relocated to other schools. As such, students are now affiliated with faculty members' organizational location and GSBS.

**b** Includes

: NASA

UT Health Science Center at Houston Administration

UT Health Science Center at Houston Brown Foundation Institute of Molecular Medicine



**2007 President's Scholar Award for Teaching**

**Norman W. Weisbrodt, PhD**

Professor and Interim Chair

Medical School

Department of Integrative Biology and Pharmacology

Graduate School of Biomedical Sciences



**2007 President's Scholar Award for Research**

**Dianna M. Milewicz, MD, PhD**

Professor and President George Bush Chair in Cardiovascular  
Medicine

Department of Internal Medicine

Professor and Director, Division of Medical Genetics

Director

MD/PhD Program

Medical School

Graduate School of Biomedical Sciences

## Past Recipients of the President's Scholar Award

### 2006

Henry Strobel, PhD  
Professor  
Medical School  
Department of Biochemistry & Microbiology

Ferid Murad, MD, PhD  
Director and Chief Executive Officer  
The Brown Foundation Institute of Molecular Medicine  
for the Prevention of Human Diseases  
Director  
Center for Cell Signaling  
John S. Dunn Distinguished Chair in Molecular & Physiology  
Medical School & Graduate School of Biomedical Sciences  
Regental Professor  
1998 Nobel Laureate in Physiology or Medicine

Ponnada Narayana, PhD  
Professor  
Medical School  
Department of Diagnostic & Interventional Imaging

### 2005

Frank C. Arnett, MD  
Professor and Elizabeth Bidgood Chair  
in Rheumatology  
Medical School

William Dowhan, PhD  
Professor and John S. Dunn, Sr., Chair  
in Biochemistry & Molecular Biology  
Medical School

### 2004

Catherine M. Flaitz, DDS, MS  
Dean  
Professor of Oral & Maxillofacial Surgery  
Dental Branch

Barry R. Davis, MD, PhD  
Professor & Director  
Division of Biostatistics  
Director  
Coordinating Centers for Clinical Trials  
School of Public Health

## National Organization Memberships

### Member of the National Academy of Sciences

C. Thomas Caskey, MD, FACP  
Ferid Murad, MD, PhD

### Members of the American Academy of Arts and Sciences

Irma Gigli, MD  
Ferid Murad, MD, PhD  
William J. Schull, PhD  
John L. Spudich, PhD

### Members of the Institute of Medicine

Lu Ann Aday, PhD  
C. Thomas Caskey, MD, FACP  
Irma Gigli, MD  
Ferid Murad, MD, PhD  
James T. Willerson, MD

### Members of the American Academy of Nursing

Mara Baun, DNSC, RN, FAAN  
Nancy Bergstrom, PhD, RN, FAAN  
Marlene Cohen, PhD, RN, FAAN  
Frank Cole, PhD, RN, CEN, CS, FNP, FAAN  
Deanna Grimes, DrPH, RN, FAAN  
Sandra Hanneman, PhD, RN, FAAN  
Joanne Hickey, PhD, APRN, BC, ACNP, FAAN  
Thomas Mackey, PhD, NP-C, FAAN  
Marianne Marcus, EdD, RN, FAAN  
Janet Meininger, PhD, RN, FAAN  
Patricia L. Starck, DSN, RN, FAAN  
Geri Wood, PhD, RN, FAAN

## Members of the International Association of Dental Research

Brad Amendt, PhD	Rade Paravins, DDS, MS, PhD
Jerry Bouquot, DDS, MS	John Powers, PhD
Kamal Busaidy, DDS, FDS, RCS	Holly Rice, RDH, BS, MEd
Jung-Wei Chen, DDS, MS	Leslie Roeder, DDS, MS
Magda Eldiwany, DDS	Fouad Salama, BDS, MS, FACD, FICD
Jeryl English, DDS, MS	Gene Stevenson, DDS, MS
Maria Fiocchi, DDS, MS	Karen Storthz, PhD
Catherine Flaitz, DDS, MS	Charles Streckfus, DDS, MA
Gary Frey, DDS	Tim Svec, DDS, MS
Millicent Goldschmidt, PhD	William Tate, DDS
John Hicks, MD, PhD, DDS	James Vogel, PhD
Rhonda Jacobs, DDS, MS	
Arthur Jeske, DMD, PhD	
James Katancik, DDS, PhD	
Sudarat Kiat-amnuay, DDS, MS	
Robert Mayhew, DMD, MS, PhD	
Robert Minkoff, DDS, MS	
Antonio Moretti, DDS, MS	
C. Mark Nichols, DDS	
Kathy O'Keefe, DDS, MS	
Joe Ontiveros, DDS, MS	

## Members of the American College of Medical Informatics

Jack W. Smith, MD, PhD  
Jiajie Zhang, PhD







One primary purpose of publishing the *Fact Book* is to communicate clearly fiscal issues and terms to the members of the university community. Readers should note that budget tables use terms that collectively or individually describe organizational entities that may not necessarily be reflected on organization charts but that may be significant elements of the institution's financial picture. Among the financial reporting categories are those described below.

---

## **Administrative and Institutional Support**

Functions and services that support the administration of the university and benefit the entire health science center community. Administrative Support includes the president and his office, the executive vice presidents, and support departments such as procurement, accounting, budget, human resources, auditing, payroll, student financial services, and the registrar's office. Institutional support includes such functions as sponsored projects, information technology, legal affairs, and institutional advancement.

---

## **MSRDP Administration**

Medical Services Research and Development Plan (MSRDP) Physician Business Services is managed by UT Physicians, its affiliated non-profit, physician corporation.

To aid in understanding types of fund groups that are included in many budget tables, the following definitions are included:

**Administrative Recovery**

Funds generated from reimbursements to state funds from university programs that are not state funded and that generate revenue. For example, a clinical operation that generates revenue and is intended to be self-supporting may use a university support department (e.g., payroll) to some extent. That state-funded support department then minimally subsidizes the revenue-generating department. The Administrative Recovery formula is a tool to recoup the impact on the total state funds budget of providing such services.

**Auxiliary Enterprise Funds**

Funds generated from fees charged to students, faculty or staff for services furnished by an auxiliary enterprise (i.e., parking, university housing and the recreation center). Auxiliaries may be regarded as being similar to private concerns in that they are self-supporting.

**Contract and Grant Funds**

Funds awarded by federal, state and local agencies to support sponsored projects.

**Current Restricted Funds**

Funds provided by private entities and/or individuals for sponsored projects and/or institutional support (gifts, endowment income and selected types of contracts and grants).

**Designated Funds**

Funds generated by service-providing entities that generate revenue from external sources (e.g., MSRDPA ambulatory clinics).

**Institutional Reserves**

Funds identified annually during the operational planning process from various sources, including institutional reallocation. The funds are allocated during the operational budgeting process to new initiatives and program enhancements in the next fiscal year. They may also be monies set aside as reserves for the next fiscal year for such needs as merit programs, emergency adjustments and mid-year program enhancements.

**Local (State) Income**

Funds related to activities funded by state appropriations but that are earned, collected and retained locally. This includes investment income derived from state funds held in local accounts, tuition and fees, indirect cost recoveries from grants and contracts and patient clinic income from clinics operated with state appropriations.

**State Funds**

Funds that are appropriated by the Legislature. These funds include general revenue (funds held in the State Treasury) and funds generated locally such as tuition and fees. See local (state) income.

**Texas Advanced Research Program**

Funds awarded by the Texas Higher Education Coordinating Board for research projects.

*Note:*

*The presentation of operating budget schedules reflects the total array of funds budgeted both within and for the support of each operating unit. Where applicable, funds attributable to specific schools were distributed appropriately. Such distributions include the following:*

- + *Staff benefits*  
*(formerly budgeted totally in university administration)*
- + *Utilities*  
*(formerly budgeted totally in university administration)*
- + *School-specific institutional reserves*
- + *School-specific Special Item programs funded by appropriations from the Texas Legislature (less centralized administrative operations) such as the Texas – Mexico Border Project*

# Total Funds Operating Budget 1999-2008

Total funds operating budget includes all state funds, designated funds, auxiliary enterprise funds, contract and grant funds, current restricted funds and institutional reserves.

Source – Indicates programs that did not receive funds that year from the total funds operating budget.  
 Kathy Jalufka  
 Budget and Financial Reporting

School or Item	Amount per fiscal year									
	1999	2000	2001	2002	2003	2004	2005	2006	2007	2008
Dental Branch	\$25,675,894	\$26,181,535	\$28,394,201	\$29,186,211	\$31,529,325	\$28,656,031	\$27,444,119	\$35,210,574	\$35,718,512	\$34,567,423
Graduate School of Biomedical Sciences	2,472,014	2,949,898	2,912,903	3,117,214	3,091,445	3,174,189	3,480,402	4,014,792	4,105,881	4,559,954
School of Health Information Sciences	2,063,701	2,127,094	2,072,331	4,379,404	3,975,689	4,285,249	5,223,126	5,218,429	5,523,253	6,087,648
Medical School	218,462,447	223,482,387	222,692,004	241,680,061	280,959,426	303,212,920	329,429,715	363,284,324	376,848,988	408,894,312
MSRDP Administration	7,778,997	16,517,628	10,990,000	9,539,999	9,415,000	9,320,383	13,154,721	11,728,114	12,205,706	12,204,014
School of Nursing	11,594,488	11,539,023	11,723,030	13,370,736	13,624,085	12,955,813	14,137,067	16,030,344	17,754,424	19,508,619
School of Public Health	46,189,043	47,292,282	46,422,763	52,202,437	58,217,858	61,319,262	61,539,159	63,700,967	69,760,263	70,729,672
Institute of Molecular Medicine	3,877,638	3,748,124	4,044,378	6,661,768	7,092,652	6,720,374	6,553,468	9,674,691	12,052,625	9,364,076
Harris County Psychiatric Center	28,241,104	30,800,480	35,716,369	36,541,960	37,424,135	35,076,429	34,924,542	36,557,687	37,049,121	43,287,706
Administrative & Institutional Support	51,689,098	54,780,414	57,824,026	62,388,774	66,918,381	60,298,780	64,404,852	72,910,819	75,195,432	80,334,626
HAM-TMC Library	1,826,669	1,826,699	1,826,699	1,826,699	1,918,034	2,014,000	2,114,700	2,114,700	2,114,700	2,214,700
InterCon	441,012	501,728	501,728	504,613	568,144	567,144	490,093	-	-	-
Scholarships	29,661	29,661	29,661	29,661	29,661	25,953	25,434	24,925	24,925	24,925
Texas-Mexico Border Project	125,191	156,523	153,593	159,230	159,230	139,326	173,319	146,915	146,915	146,915
Texas Advanced Research Programs	602,890	560,663	797,102	653,552	724,899	623,074	421,381	399,909	270,000	85,000
Texas Heart Institute research grants	1,289,156	1,893,219	1,893,219	1,893,219	1,893,219	1,893,219	1,855,355	1,830,008	1,830,008	1,830,008
Information technology equipment	197,907	197,907	197,676	197,676	197,676	178,945	175,366	206,803	113,168	86,406
Institutional reserves	444,756	533,486	618,730	3,398,835	2,551,439	1,937,356	5,404,515	3,264,642	1,120,006	179,009
Auxiliary Enterprises	9,784,427	11,543,210	13,176,407	25,990,251	24,288,925	14,903,311	14,802,286	24,739,979	26,247,876	26,589,005
Other current restricted funds	6,696,000	8,532,000	8,952,000	9,193,094	9,163,364	8,862,368	3,889,938	3,261,307	3,568,500	4,568,600
<b>Grand Total</b>	<b>\$419,482,093</b>	<b>\$445,193,961</b>	<b>\$450,938,820</b>	<b>\$502,915,394</b>	<b>\$553,742,587</b>	<b>\$556,164,126</b>	<b>\$589,643,558</b>	<b>\$654,319,929</b>	<b>\$681,650,303</b>	<b>\$725,262,618</b>

# 1c State Funds Operating Budget 1999-2008

State funds operating budget includes direct state appropriations (general revenue), tuition, fees, state funds cost recovery, and local (state) income.

Source

Kathy Jalufka

Budget and Financial Reporting

– Indicates programs that did not receive funds that year from the total funds operating budget.

a FY 2006 includes additional benefits paid by the State of \$11,739,681.

School or Item	Amount per fiscal year									
	1999	2000	2001	2002	2003	2004	2005	2006 <sup>a</sup>	2007	2008
Dental Branch	\$20,261,143	\$20,693,844	\$22,329,343	\$22,552,269	\$23,554,959	\$20,031,066	\$20,368,086	\$23,801,166	\$25,896,942	\$25,747,475
Graduate School of Biomedical Sciences	2,030,014	2,340,898	2,265,903	2,277,729	2,288,626	2,300,166	2,364,800	2,796,767	2,847,175	3,252,180
School of Health Information Sciences	1,843,017	1,900,094	1,773,994	2,526,553	2,548,638	2,525,409	2,576,931	2,799,617	3,015,364	3,221,593
Medical School	59,796,971	61,628,364	64,018,679	62,856,608	64,000,555	61,370,063	63,271,127	71,696,417	76,151,451	76,244,934
School of Nursing	7,421,624	7,502,429	7,842,831	8,375,998	8,557,606	7,933,487	9,074,389	9,562,317	10,709,603	10,269,572
School of Public Health	18,108,946	18,612,826	19,741,407	21,749,355	22,214,310	21,979,884	21,325,172	25,333,903	28,005,739	23,529,591
Institute of Molecular Medicine	175,964	200,396	100,000	3,021,600	3,027,652	2,987,350	2,957,158	5,450,992	6,819,650	6,605,822
Harris County Psychiatric Center	27,448,574	30,134,795	33,281,436	33,213,842	34,206,093	30,642,540	30,368,290	31,799,335	31,516,567	34,327,750
Administrative & institutional support	37,204,876	42,184,185	45,190,960	47,887,019	52,447,026	45,194,182	44,768,369	47,894,208	48,864,330	43,453,167
HAM-TMC Library	1,826,669	1,826,699	1,826,699	1,826,699	1,918,034	2,014,000	2,114,700	2,114,700	2,114,700	2,214,700
InterCon	441,012	501,728	501,728	504,613	568,144	567,144	490,093	–	–	–
Scholarships	29,661	29,661	29,661	29,661	29,661	25,953	25,434	24,925	24,925	24,925
Texas/Mexico Border Project	125,191	156,523	153,593	159,230	159,230	139,326	173,319	146,915	146,915	146,915
Texas Advanced Research Programs	602,890	560,663	797,102	653,552	724,899	623,074	421,381	399,909	270,000	85,000
Texas Heart Institute research grants	1,289,156	1,893,219	1,893,219	1,893,219	1,893,219	1,893,219	1,855,355	1,830,008	1,830,008	1,830,008
Information technology equipment	197,907	197,907	197,676	197,676	197,676	178,945	175,366	206,803	113,168	86,406
Institutional reserves	444,756	533,486	618,730	3,398,835	2,551,439	1,937,356	5,404,515	3,264,642	1,120,006	179,003
<b>Grand Total</b>	<b>\$179,248,371</b>	<b>\$190,897,717</b>	<b>202,562,961</b>	<b>\$ 213,124,458</b>	<b>\$ 220,887,767</b>	<b>\$ 202,343,164</b>	<b>\$ 207,734,485</b>	<b>\$ 229,122,624</b>	<b>\$ 39,446,543</b>	<b>\$ 231,219,047</b>

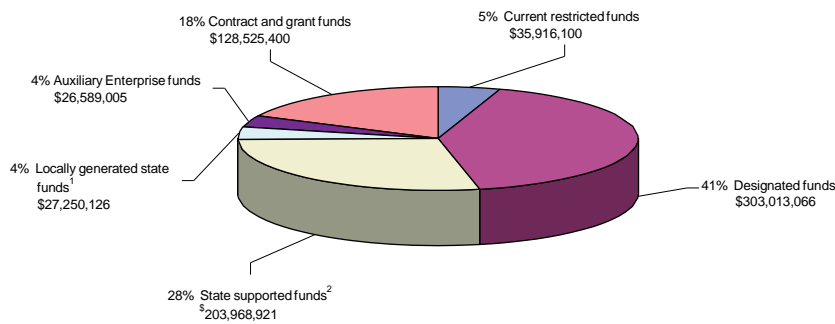
# Total Funds Operating Budget by Revenue Source 1999-2008

fb | 2008

Source – Indicates programs that did not receive funds that year from the total funds operating budget.  
 Kathy Jalufka a Includes benefits paid by the State of \$11,739,681 now included in the budget.  
 Budget and Financial Reporting b Tobacco settlement funds became available starting FY 2000.  
 c As of June 15, 2007, Indirect Cost Recoveries are no longer considered E&G (State) Funds and are reported as Designated Funds.

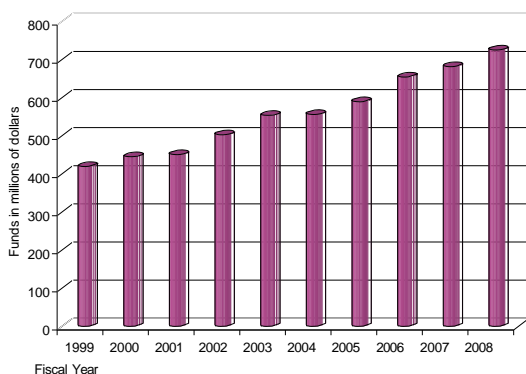
Item	Amount per fiscal year									
Revenue Source	1999	2000	2001	2002	2003	2004	2005	2006	2007	2008
<b>State Funds</b>										
General revenue	\$114,866,319	\$121,056,741	\$124,864,978	\$137,120,217	\$139,373,972	\$127,486,736	\$134,586,886	\$152,856,071 <sup>a</sup>	\$153,793,655	\$169,289,401
Local income	28,132,975	27,425,485	30,175,410	35,003,711	38,120,889	38,141,695	39,079,670	42,220,096	45,788,701	20,210,523 <sup>c</sup>
Administrative recovery	5,489,698	5,487,382	5,430,433	800,000	800,000	1,243,168	1,243,168	1,243,168	1,243,168	
HCPC	25,831,146	28,464,080	31,631,900	31,224,535	32,039,632	28,827,740	28,553,490	28,553,490	28,180,646	31,411,165
HCPC administrative contract	1,600,000	1,600,000	1,920,000	1,957,985	1,957,985	737,985	1,012,235	1,012,235	737,985	737,985
Prior year balance	1,669,643	2,390,504	3,760,014	1,964,598	3,521,246	2,445,111			6,594,733	6,301,618
Coordinating Board transfers	1,658,590	1,616,363	1,852,802	2,055,752	2,076,383	623,074	421,381	399,909	270,000	85,000
Tobacco settlements <sup>b</sup>		2,857,162	2,927,424	2,997,660	2,997,660	2,837,655	2,837,655	2,837,655	2,837,655	3,183,355
<b>Total State Funds</b>	<b>\$179,248,371</b>	<b>\$190,897,717</b>	<b>\$202,562,961</b>	<b>\$213,124,458</b>	<b>\$220,887,767</b>	<b>\$202,343,164</b>	<b>207,734,485</b>	<b>\$229,122,624</b>	<b>\$239,446,543</b>	<b>\$231,219,047</b>
<b>Other Funds</b>										
Designated	133,951,295	\$137,980,934	\$125,199,452	\$143,725,094	\$178,539,005	\$197,745,815	\$223,886,307	\$253,480,366	\$257,338,984	\$303,013,066 <sup>c</sup>
Contract and grant	71,932,000	78,079,100	80,055,000	87,965,173	96,686,890	106,315,325	107,912,200	111,143,170	122,709,000	128,525,400
Current restricted	24,566,000	26,693,000	29,945,000	32,110,418	33,340,000	34,857,511	35,308,460	35,833,790	35,907,900	35,916,100
Auxiliary Enterprise	9,784,427	11,543,210	13,176,407	25,990,251	24,288,925	14,903,311	14,802,286	24,739,979	26,247,876	26,589,005
<b>Total Other Funds</b>	<b>\$240,233,722</b>	<b>\$254,296,244</b>	<b>\$248,375,859</b>	<b>\$289,770,936</b>	<b>\$332,854,820</b>	<b>\$353,820,962</b>	<b>\$381,909,073</b>	<b>\$425,197,305</b>	<b>442,203,760</b>	<b>494,043,571</b>
<b>Grand Total</b>	<b>\$419,482,093</b>	<b>\$445,193,961</b>	<b>\$450,938,820</b>	<b>\$502,915,394</b>	<b>\$553,742,587</b>	<b>\$556,164,126</b>	<b>\$589,643,558</b>	<b>\$654,319,929</b>	<b>\$681,650,303</b>	<b>\$725,262,618</b>

## Total Operating Budget by Revenue Source FY 2008



1	3.8%	Locally generated state funds	
	2.8%	Local income	\$20,210,523
	0.0%	Administrative recovery	
	0.9%	Prior year balance	<sup>0</sup> 6,301,618
	0.1%	HCPC local income	737,985
2	28.1%	State supported funds	
	23.3%	General revenue	\$169,289,401
	<1.0%	Coordinating Board transfers	85,000
	0.4%	Tobacco settlements	3,183,355
	4.3%	HCPC MHMR	31,411,165

## Trends in Total Operating Budget



# 1c Total Funds Operating Budget by Unit and Revenue Source 1999-2008

Source

Kathy Jalufka  
Budget and Financial Reporting

– Indicates programs that did not receive funds that year from the total funds operating budget.

a Includes HAM–TMC Library, scholarships, continuing education, Texas Advanced Research Program, Houston Recovery Campus, InterCon, Texas Heart Institute, Auxiliary Enterprise Funds and all other.

Unit	Amount per fiscal year									
FundSource	1999	2000	2001	2002	2003	2004	2005	2006	2007	2008
<b>Dental Branch</b>										
State funds	\$20,261,143	\$20,693,844	\$22,329,343	\$22,552,269	\$23,554,959	\$20,031,066	\$20,368,086	\$23,801,166	\$25,896,942	\$25,747,475
Designated funds	2,700,751	2,773,091	2,969,858	2,900,324	3,152,679	3,326,416	3,635,667	8,065,068	6,660,170	5,593,148
Contract and grant funds	1,602,000	1,880,600	1,750,000	2,294,468	3,175,777	2,720,565	2,444,497	2,275,824	2,090,300	2,152,100
Current restricted funds	1,112,000	834,000	1,345,000	1,439,150	1,645,910	2,577,984	995,869	1,068,516	1,071,100	1,074,700
<b>DB Total</b>	<b>\$25,675,894</b>	<b>\$26,181,535</b>	<b>\$28,394,201</b>	<b>\$29,186,211</b>	<b>\$31,529,325</b>	<b>\$28,656,031</b>	<b>\$27,444,119</b>	<b>\$35,210,574</b>	<b>\$35,718,512</b>	<b>\$34,567,423</b>
<b>Graduate School of Biomedical Sciences</b>										
State funds	\$2,030,014	\$2,340,898	\$2,265,903	\$2,277,729	\$2,288,626	\$2,300,166	\$2,364,800	\$2,796,767	\$2,847,175	\$3,252,180
Designated funds	35,000	21,000	28,000	28,000	15,000	13,125	12,863	12,606	12,606	18,374
Contract and grant funds	366,000	545,000	562,000	626,085	585,619	625,016	685,619	778,894	818,400	862,500
Current restricted funds	41,000	43,000	57,000	185,400	202,200	235,882	417,120	426,525	427,700	426,900
<b>GSBS Total</b>	<b>\$2,472,014</b>	<b>\$2,949,898</b>	<b>\$2,912,903</b>	<b>\$3,117,214</b>	<b>\$3,091,445</b>	<b>\$3,174,189</b>	<b>\$3,480,402</b>	<b>\$4,014,792</b>	<b>\$4,105,881</b>	<b>\$4,559,954</b>
<b>School of Health Information Sciences</b>										
State funds	\$1,843,017	\$1,900,094	\$1,773,994	\$2,526,553	\$2,548,638	\$2,525,409	\$2,576,931	\$2,799,617	\$3,015,364	\$3,221,593
Designated funds	217,684	220,000	172,337	145,624	150,793	196,589	122,131	105,231	112,289	425,355
Contract and grant funds	–	–	103,000	1,504,038	1,100,582	1,365,133	1,419,740	1,595,028	1,675,500	1,717,500
Current restricted funds	3,000	7,000	23,000	203,189	175,676	198,118	1,104,324	718,553	720,100	723,200
<b>SHIS Total</b>	<b>\$2,063,701</b>	<b>\$2,127,094</b>	<b>\$2,072,331</b>	<b>\$4,379,404</b>	<b>\$3,975,689</b>	<b>\$4,285,249</b>	<b>\$5,223,126</b>	<b>\$5,218,429</b>	<b>\$5,523,253</b>	<b>\$6,087,648</b>
<b>Medical School</b>										
State funds	\$59,796,971	\$61,628,364	\$64,018,679	\$62,856,608	\$64,000,555	\$61,370,063	\$63,271,127	\$71,696,417	\$76,151,451	\$76,244,934
Designated funds	115,344,473	121,749,851	106,746,325	121,342,262	155,703,871	170,362,940	191,613,034	213,220,911	214,847,843	234,322,492
Contract and grant funds	32,958,000	36,422,800	41,907,000	44,540,490	47,650,000	57,465,300	64,115,250	66,156,309	74,067,700	77,717,000
Current restricted funds	18,142,000	20,199,000	21,010,000	22,480,700	23,020,000	23,335,000	23,585,025	23,938,801	23,987,700	23,813,900
<b>MS Total</b>	<b>\$226,241,444</b>	<b>\$240,000,015</b>	<b>\$233,682,004</b>	<b>\$251,220,060</b>	<b>\$290,374,426</b>	<b>\$312,533,303</b>	<b>\$342,584,436</b>	<b>\$375,012,438</b>	<b>\$389,054,694</b>	<b>\$421,098,326</b>
<b>School of Nursing</b>										
State funds	\$7,421,624	\$7,502,429	\$7,842,831	\$8,375,998	\$8,557,606	\$7,933,487	\$9,074,389	\$9,562,317	\$10,709,603	\$10,269,572
Designated funds	1,030,864	892,894	1,033,199	1,721,838	1,662,663	1,598,469	1,449,730	1,608,318	2,039,521	4,108,847
Contract and grant funds	2,637,000	2,762,700	2,261,000	2,410,200	2,506,608	2,526,649	2,104,430	2,808,163	2,949,600	2,951,600
Current restricted funds	505,000	381,000	586,000	862,700	897,208	897,208	1,508,518	2,051,546	2,055,700	2,178,600
<b>SON Total</b>	<b>\$11,594,488</b>	<b>\$11,539,023</b>	<b>\$11,723,030</b>	<b>\$13,370,736</b>	<b>\$13,624,085</b>	<b>\$12,955,813</b>	<b>\$14,137,067</b>	<b>\$16,030,344</b>	<b>\$17,754,424</b>	<b>\$19,508,619</b>
<b>School of Public Health</b>										
State funds	\$18,108,946	\$18,612,826	\$19,741,407	\$21,749,355	\$22,214,310	\$21,979,884	\$21,325,172	\$25,333,903	\$28,005,739	\$23,529,591
Designated funds	497,097	896,556	1,012,356	1,131,821	1,368,602	1,898,314	1,649,692	1,526,354	1,510,024	5,992,981
Contract and grant funds	25,788,000	25,967,900	22,565,000	25,999,981	30,750,290	33,062,613	34,054,491	33,934,385	37,332,100	38,116,900
Current restricted funds	1,795,000	1,815,000	3,104,000	3,321,280	3,884,656	4,378,451	4,509,804	2,906,325	2,912,400	3,090,200
<b>SPH Total</b>	<b>\$46,189,043</b>	<b>\$47,292,282</b>	<b>\$46,422,763</b>	<b>\$52,202,437</b>	<b>\$58,217,858</b>	<b>\$61,319,262</b>	<b>\$61,539,159</b>	<b>\$63,700,967</b>	<b>\$69,760,263</b>	<b>\$70,729,672</b>

Unit	Amount per fiscal year									
FundSource	1999	2000	2001	2002	2003	2004	2005	2006	2007	2008
<b>Harris County Psychiatric Center</b>										
Statefunds	\$27,448,574	\$30,134,795	\$33,281,436	\$33,213,842	\$34,206,093	\$30,642,540	\$30,368,290	\$31,799,335	\$31,516,567	\$34,327,750
Designatedfunds	609,530	326,685	2,318,933	3,237,488	3,123,042	4,338,889	4,556,252	4,656,252	5,532,554	8,868,956
Contract and grant funds	-	-	-	-	-	-	-	-	-	51,000
Currentrestrictedfunds	183,000	339,000	116,000	90,630	95,000	95,000	-	102,100	-	40,000
<b>HCPC Total</b>	<b>\$28,241,104</b>	<b>\$30,800,480</b>	<b>\$35,716,369</b>	<b>\$36,541,960</b>	<b>\$37,424,135</b>	<b>\$35,076,429</b>	<b>\$34,924,542</b>	<b>\$36,557,687</b>	<b>\$37,049,121</b>	<b>\$43,287,706</b>
<b>Institute of Molecular Medicine</b>										
Statefunds	\$175,964	\$200,396	\$100,000	\$3,021,600	\$3,027,652	\$2,987,350	\$2,957,158	\$5,450,992	\$6,819,650	\$6,605,822
Designatedfunds	652,674	416,428	408,378	408,378	700,000	1,450,000	1,210,455	964,810	2,074,175	2,758,254
Contract and grant funds	460,000	732,300	577,000	710,275	768,000	1,505,524	1,595,855	1,898,772	1,994,100	-
Currentrestrictedfunds	2,589,000	2,399,000	2,959,000	2,521,515	2,597,000	777,500	790,000	1,360,117	1,164,700	-
<b>IMM Total</b>	<b>\$3,877,638</b>	<b>\$3,748,124</b>	<b>\$4,044,378</b>	<b>\$6,661,768</b>	<b>\$7,092,652</b>	<b>\$6,720,374</b>	<b>\$6,553,468</b>	<b>\$9,674,691</b>	<b>\$12,052,625</b>	<b>\$9,364,076</b>
<b>Administrative &amp; Institutional Support</b>										
Statefunds	\$37,204,876	\$42,184,185	\$45,190,960	\$47,887,019	\$52,447,026	\$45,194,182	\$44,768,369	\$47,894,208	\$48,864,330	\$43,453,167
Designatedfunds	12,863,222	10,684,429	10,510,066	12,809,359	12,662,355	14,561,073	19,636,483	23,320,816	24,549,802	31,924,659
Contract and grant funds	1,621,000	1,784,800	1,989,000	1,675,000	1,809,000	543,525	1,492,138	1,695,795	1,781,300	4,956,800
Currentrestrictedfunds	196,000	127,000	134,000	17,396	-	-	-	-	-	-
<b>Admin &amp; Inst Total</b>	<b>\$51,885,098</b>	<b>\$54,780,414</b>	<b>\$57,824,026</b>	<b>\$62,388,774</b>	<b>\$66,918,381</b>	<b>\$60,298,780</b>	<b>\$65,896,990</b>	<b>\$72,910,819</b>	<b>\$75,195,432</b>	<b>\$80,334,626</b>
<b>All Other<sup>a</sup></b>										
Statefunds	\$4,957,242	\$5,699,886	\$6,018,408	\$8,663,485	\$8,042,302	\$7,379,017	\$10,660,163	\$7,987,902	\$5,619,722	\$4,566,963
Designatedfunds	-	-	-	-	-	-	-	-	-	-
Contract and grant funds	6,500,000	7,983,000	8,341,000	8,204,636	8,341,014	6,500,000	-	-	-	-
Currentrestrictedfunds	-	549,000	611,000	988,458	822,350	2,362,368	2,397,800	3,261,307	3,568,500	4,568,600
Auxiliary Enterprise funds	9,784,427	11,543,210	13,176,407	25,990,251	24,288,925	14,903,311	14,802,286	24,739,979	26,247,876	26,589,005
<b>Other Total</b>	<b>\$21,241,669</b>	<b>\$25,775,096</b>	<b>\$28,146,815</b>	<b>\$43,846,830</b>	<b>\$41,494,591</b>	<b>\$31,144,696</b>	<b>\$27,860,249</b>	<b>\$35,989,188</b>	<b>\$35,436,098</b>	<b>\$35,724,568</b>
<b>UTHSC-H Total</b>										
Statefunds	\$179,248,371	\$190,897,717	\$202,562,961	\$213,124,458	\$220,887,767	\$202,343,164	\$207,734,485	\$229,122,624	\$239,446,543	\$231,219,047
Designatedfunds	133,951,295	137,980,934	125,199,452	143,725,094	178,539,005	197,745,815	223,886,307	253,480,366	257,338,984	303,013,066
Contract and grant funds	71,932,000	78,079,100	80,055,000	87,965,173	96,686,890	106,314,325	107,912,020	111,143,170	122,709,000	128,525,400
Currentrestrictedfunds	24,566,000	26,693,000	29,945,000	32,110,418	33,340,000	34,857,511	35,308,460	35,833,790	35,907,900	35,916,100
Auxiliary Enterprise funds	9,784,427	11,543,210	13,176,407	25,990,251	24,288,925	14,903,311	14,802,286	24,739,979	26,247,876	26,589,005
<b>Grand Total</b>	<b>\$419,482,093</b>	<b>\$445,193,961</b>	<b>\$450,938,820</b>	<b>\$502,915,394</b>	<b>\$553,742,587</b>	<b>\$556,164,126</b>	<b>\$589,643,558</b>	<b>\$654,319,929</b>	<b>\$681,650,303</b>	<b>\$725,262,618</b>

# 1c Total Budget Allocation by NACUBO Function 1999-2008

Source  
Kathy Jalufka  
Budget and Financial Reporting

a Includes state benefits paid.  
b UTHSC-H does not budget these fund groups by function.

This table reflects budgeted expenditures for the various functions of the university, including core mission areas of instruction, research and patient care as well as related functions such as scholarships, plant maintenance and operation. The functional areas follow National Association of College and University Business Officers (NACUBO) definition requirements and are not necessarily reflective of strategies listed in either the university's Legislative Appropriation Request or the operating budget.

Item	Amount per fiscal year									
Fund Type	1999	2000	2001	2002	2003	2004	2005	2006	2007	2008
<b>State Funds</b>										
Instruction	\$76,581,904	\$79,228,669	\$82,467,416	\$81,030,533	\$81,938,371	\$75,699,714	\$74,494,792	\$78,030,555	\$82,304,662	\$69,553,374
Research	2,532,929	3,033,989	3,170,032	6,865,858	6,907,205	6,310,004	6,063,541	8,494,835	8,370,576	10,722,462
Public service	3,225,662	3,336,406	3,334,187	3,298,675	3,353,579	3,071,291	3,117,132	2,599,094	2,284,145	1,967,367
Hospitals <sup>a</sup>	27,334,200	30,130,295	32,923,881	32,871,585	34,175,918	30,638,040	29,645,412	30,866,018	30,662,958	32,305,606
Academic support	14,008,877	15,356,086	14,256,475	15,620,661	16,790,254	15,973,967	19,421,783	19,560,247	20,671,005	21,281,123
Student services	1,182,078	1,377,498	1,310,345	1,272,508	1,352,520	1,669,496	1,587,793	1,515,851	1,518,554	1,442,002
Institutional support	22,890,336	27,310,578	29,413,945	34,159,668	35,924,862	31,932,958	35,350,942	33,828,720	32,625,967	26,079,539
Physical plant maintenance and operation	16,356,156	16,232,047	16,834,484	16,213,854	16,896,592	15,160,554	15,833,237	15,635,905	21,716,802	27,470,114
Scholarships and fellowships	29,661	29,661	29,661	29,661	29,661	25,953	25,434	24,925	24,925	24,925
Staff benefits <sup>a</sup>	12,528,518	13,117,225	13,763,186	16,364,329	17,166,884	15,268,774	15,268,774	27,480,777	28,443,778	24,146,254
Tuition revenue bond retirement	1,717,126	985,289	3,087,317	3,519,662	4,600,763	5,659,504	5,659,388	9,216,617	9,210,827	13,740,302
Capital projects	860,924	759,974	1,972,032	1,877,464	1,751,158	932,879	1,266,257	1,869,020	1,612,344	2,485,979
<b>Total State Funds</b>	<b>\$179,248,371</b>	<b>\$190,897,717</b>	<b>\$202,562,961</b>	<b>\$213,124,458</b>	<b>\$220,887,767</b>	<b>202,343,164</b>	<b>207,734,485</b>	<b>\$229,122,624</b>	<b>\$239,446,543</b>	<b>\$231,219,047</b>
<b>Designated Funds</b>										
Instruction	\$123,098,219	\$128,223,292	\$116,728,361	\$129,062,667	\$164,061,078	\$181,374,023	\$203,271,541	\$229,012,129	\$230,806,455	\$268,599,006
Public service	1,378,235	1,496,460	1,343,491	1,853,068	1,815,572	1,810,719	1,832,791	2,268,773	2,327,181	2,576,030
Institutional support	9,474,841	8,261,182	7,127,600	12,809,359	12,662,355	14,561,073	18,781,975	22,199,464	24,205,348	31,838,030
<b>Total Designated Funds</b>	<b>\$133,951,295</b>	<b>\$137,980,934</b>	<b>\$125,199,452</b>	<b>\$143,725,094</b>	<b>\$178,539,005</b>	<b>\$197,745,815</b>	<b>\$223,886,307</b>	<b>\$253,480,366</b>	<b>\$257,338,984</b>	<b>\$303,013,066</b>
<b>Other Funds</b>										
Contract and grant <sup>b</sup>	\$71,932,000	\$78,079,100	\$80,055,000	87,965,173	\$96,686,890	\$106,314,325	\$107,912,020	\$111,143,170	\$122,709,000	\$128,525,400
Current restricted <sup>b</sup>	24,566,000	26,693,000	29,945,000	32,110,418	33,340,000	34,857,511	35,308,460	35,833,790	35,907,900	35,916,100
Auxiliary Enterprise	9,784,427	11,543,210	13,176,407	25,990,251	24,288,925	14,903,311	14,802,286	24,739,979	26,247,876	26,589,005
<b>Grand Total</b>	<b>\$419,482,093</b>	<b>\$445,193,961</b>	<b>\$450,938,820</b>	<b>\$502,915,394</b>	<b>\$553,742,587</b>	<b>\$556,164,126</b>	<b>\$589,643,558</b>	<b>\$654,319,929</b>	<b>\$681,650,303</b>	<b>\$725,262,618</b>



The health science center's comprehensiveness provides many avenues for developing expertise in the biomedical sciences or the major health professions. In addition, the array of academic programs at the health science center makes it possible for students to earn dual degrees and develop interdisciplinary expertise.

## Dental Branch

*established 1905 as the Texas Dental College*

Department of Diagnostic Sciences  
 Department of Endodontics  
 Department of Oral & Maxillofacial Surgery and Anesthesiology  
 Department of Orthodontics  
 Department of Pediatric Dentistry  
 Department of Periodontics  
 Department of Prosthodontics  
 Department of Restorative Dentistry & Biomaterials  
 School of Dental Hygiene

## Graduate School of Biomedical Sciences

*established 1963*

Biochemistry & Molecular Biology  
 Biomathematics & Biostatistics  
 Cancer Biology  
 Cell & Regulatory Biology  
 Genes & Development  
 Genetic Counseling  
 Human & Molecular Genetics  
 Immunology  
 Medical Physics  
 Microbiology & Molecular Genetics  
 Molecular Carcinogenesis  
 Molecular Pathology  
 Neuroscience  
 Oral Biomaterials  
 Toxicology  
 Virology & Gene Therapy

## Medical School

*established 1969*

Department of Anesthesiology  
 Department of Biochemistry & Molecular Biology  
 Department of Cardiothoracic & Vascular Surgery  
 Department of Dermatology  
 Department of Diagnostic & Interventional Imaging  
 Department of Emergency Medicine  
 Department of Family & Community Medicine  
 Department of Integrative Biology & Pharmacology  
 Department of Internal Medicine  
     *Division of Cardiology*  
     *Division of Endocrinology*  
     *Division of Gastroenterology*  
     *Division of General Medicine*  
     *Division of Geriatric Medicine*  
     *Division of Geriatric Medicine*  
     *Division of Hematology*  
     *Division of Infectious Diseases*  
     *Division of Medical Genetics*  
     *Division of Oncology*  
     *Division of Pulmonary & Critical Care Medicine*  
     *Division of Renal Diseases & Hypertension*  
     *Division of Rheumatology & Clinical Immunogenetics*  
 Department of Microbiology & Molecular Genetics  
 Department of Neurobiology & Anatomy  
 Department of Neurology  
 Department of Neurosurgery  
 Department of Obstetrics, Gynecology & Reproductive Sciences  
 Department of Ophthalmology & Visual Science  
 Department of Orthopaedic Surgery  
 Department of Otolaryngology – Head & Neck Surgery  
 Department of Pathology & Laboratory Medicine  
 Department of Pediatrics  
 Department of Pediatric Surgery  
 Department of Physical Medicine & Rehabilitation  
 Department of Psychiatry & Behavioral Sciences  
 Department of Diagnostic & Interventional Imaging  
 Department of Surgery  
     *Division of General Surgery*  
     *Division of Immunology & Organ Transplantation*  
     *Division of Oral & Maxillofacial Surgery*  
     *Division of Plastic & Reconstructive Surgery*  
     *Division of Urology*

**School of Public Health**

*established 1967*

**Divisions**

- Biostatistics*
- Environmental & Occupational Health Sciences*
- Epidemiology & Disease Control*
- Health Promotion & Behavioral Sciences*
- Management, Policy, & Community Health*

**Regional Campuses**

- Austin Regional Campus*
- Brownsville Regional Campus*
- Dallas Regional Campus*
- El Paso Regional Campus*
- San Antonio Regional Campus*

**School of Nursing**

*established 1972*

**Department of Nursing for Acute & Continuing Care**

- Division of Adult and Family Health*
- Division of Emergency, Acute and Critical Care*
- Division of Nurse Anesthesia*

**Department of Nursing Systems**

- Division of Community Health*
- Division of Gerontology*
- Division of Management & Education*
- Division of Theory, Research & Statistics*

**Department of Integrative Nursing Care**

- Division of Women & Childbearing Families*
- Division of Pediatrics*
- Division of Psychiatric/Mental Health*

**School of Health Information Sciences**

*established 1973*

*as the School of Allied Health Sciences*

*re-established in 2001*

*as the School of Health Information Sciences*

**Faculty of Health Informatics Expertise**

- Artificial Intelligence & Medical Decision Support*
- Biomedical Engineering*
- Clinical Informatics*
- Clinical and Translational Science Informatics*
- Cognitive Science in Informatics*
- Computational Biomedicine & Bioinformatics*
- Educational Research Design*
- Learning Sciences*
- Imaging Informatics*
- Informatics for Biosecurity & Disaster Relief*
- Instructional Research & Evaluation*
- Human Computer Interface*
- Image & Signal Analysis*
- Learning & Technology*
- Modeling and Simulation of Biomedical Systems & Processes*
- Nanomedicine*
- Patient Safety*
- Public Health Informatics*
- Telehealth*
- Translational Neuroinformatics*

# Summary of Degrees and Certificates

Source  
Catalogs

a The JD/MPH and MSW/MPH joint degree programs are in conjunction with the University of Houston.

School	Degree or Certificate
<b>Dental Branch</b>	DDS
	MS in Dental Graduate Specialty Programs
	BS in Dental Hygiene
	Certificate in Advanced Education Programs
	Certificate in Dental Hygiene
<b>Graduate School of Biomedical Sciences</b>	MS in Biomedical Sciences
	PhD in Biomedical Sciences
<b>School of Health Information Sciences</b>	MS in Health Informatics
	PhD in Health Informatics
<b>Medical School</b>	MD
	MS in Clinical Research
<b>School of Nursing</b>	BSN
	MSN
	DNP
	PhD
<b>School of Public Health</b>	MPH in Public Health
	MS in Public Health
	DrPH in Public Health
	PhD in Public Health

Dual/Joint degree programs offered	
MD/PhD	JD/MPH <sup>a</sup>
MS/MPH	PhD/MPH
MSN/MPH	MD/MPH
MSW/MPH <sup>a</sup>	MD/DDS
DDS/PhD	DDS/MPH

## 2a Programs by Accreditation

Source  
Schools

The health science center is also accredited by the Accreditation Council for Continuing Medical Education (ACCME) to sponsor continuing medical education for physicians.

School	Degree or Certificate	Accrediting body	Most recent accreditation	Next scheduled
Program				
UTHSC-H	n/a	Southern Association of Colleges and Schools	2000	2010
Dental Branch	DDS	American Dental Association Commission on Dental Accreditation	2005	2012
	MS	Southern Association of Colleges and Schools	2000	2010
	Advanced Education Certificate	American Dental Association Commission on Dental Accreditation	2005	2012
	B.S in Dental Hygiene	Southern Association of Colleges and Schools	2000	2010
	Dental Hygiene Certificate	American Dental Association Commission on Dental Accreditation	2005	2012
	Oral and Maxillofacial Surgery Certificate	American Dental Association Commission on Dental Accreditation	2005	2010
Graduate School of Biomedical Sciences	MS with specialization in genetic counseling	American Board of Medical Genetics	2006	2014
	MS with specialization in medical physics	American Association of Physicists in Medicine	2007	2014
	MS	Southern Association of Colleges and Schools	2000	2010
	PhD	same as above		
	MD/PhD	same as above		
School of Health Information Sciences	MS	Southern Association of Colleges and	2000	2010
	PhD	same as above		
Medical School	MD	American Medical Association/ Association of American Medical Colleges Liaison Committee on Medical Education	2004	2011-2012
	MS in Clinical Research	Southern Association of Colleges and Schools	2000	2010
School of Nursing	BSN	Commission on Collegiate Nursing	2001	2011
	BSN	Board of Nurse Examiners for the State	2007	2008
	MSN	Commission on Collegiate Nursing	2001	2011
	DNP	Southern Association of Colleges and	2000	2010
	DSN	same as above		
	Nurse Anesthesia	Council on Accreditation of Nurse Anesthesia Educational Programs	2001	2011
School of Public Health	MPH	Council on Education for Public Health	2005	2012
	MS	same as above		
	DrPH	same as above		
	PhD	same as above		
	MPH, Industrial Hygiene	The Applied Science Accreditation Commission of the Accreditation Board for Engineering and Technology	2002	tbd
	MS, Industrial Hygiene	same as above		

# Continuing Health Professions Education Activity 2007

Sources

Schools

Geriatric, UT Harris County Psychiatric Center

School	Activity Fiscal Year 2007		
	Programs <sup>a</sup>	Credits Awarded <sup>b</sup>	Participants
Dental Branch	168	691	4,208
Graduate School of Biomedical			
School of Health Information	0	0	0
Medical School	52	495.75	13,698
School of Nursing	70	5,511.50	1,367
School of Public Health	79	19,134.9	3,505
Harris County Psychiatric Center <sup>c</sup>	26	31	90
<b>Grand Total</b>	<b>395</b>	<b>25,864.15</b>	<b>22,868</b>

a Program totals include jointly sponsored activities.

b A continuing education credit is defined differently for each school; please contact the individual schools' continuing education departments for information about continuing education credit hours for that unit.

c Other educational programming is offered by The University of Texas Harris County Psychiatric Center (UTHCPC) for the community that does not carry continuing education credits. In FY 2007, UTHCPC offered 11 non-credit programs.

## 2a Interdisciplinary and Collaborative Endeavors

---

Sources

Schools

A variety of interdisciplinary centers, institutes, and programs enrich the health science center's primary academic programs. In general, the centers focus on specific service and research efforts while the institutes provide opportunities for special multidisciplinary educational projects. These efforts reinforce our commitment to providing a means through which the health professions may join with each other and with society to consider health-related issues. Please visit the listed Web address or contact the appropriate school to learn more about these entities.

---

### Dental Branch

Initiatives for Educator Development

Houston Biomaterials Research Center

UT-TORCH

The John P. McGovern, MD, Center for Health, Humanities, and the Human Spirit

W.M. Keck Center for the Neurobiology of Learning and Memory

Mental Sciences Institute

Neuroscience Research Center

Structural Biology Center

### School of Health Information Sciences

Center for Biosecurity & Public Health Informatics Research

Surgical & Clinical Skills Center

Contact Dr. Eric Reichman: 713 500 7834

The Texas Medical Center Digestive Disease Center

Trauma Research Center

The University of Texas Center for Biomedical Engineering in collaboration with UT Austin and

UTMD Anderson Cancer Center

### Medical School

Center for Cardiovascular Biology & Atherosclerosis Research

Center for Clinical Research & Evidence Based Medicine

Center for Human Development Research

Center for Membrane Biology

The University of Texas Medical School Memorial Hermann

Center for Health Care Quality and Safety

please contact Dr. Eric Thomas at 713 500 6702

The Weatherhead PET Imaging Center

Center for the Study of Emerging and Reemerging Pathogens

please contact Dr. Barbara Murray at 713 500 6767

Center for Vascular Biology Research Center

please contact Dr. Ke-He Ruan at 713 500 6769

The Children's Learning Institute

[www.childrenslearninginstitute.org](http://www.childrenslearninginstitute.org)

Clinical Immunology Research Center

General Clinical Research Center

### School of Nursing

Center on Aging

Center for Education and Information Resources

Center for Nursing Research

Center for Teaching Excellence

Center for Substance Abuse Prevention, Education and Research

713 500 2132

Gulf States Hemophilia & Thrombophilia Center/

Pediatric AIDS Center

please contact 713 500 8375

## School of Public Health

Center for Biosecurity and Public Health Preparedness

Center for Health Promotion and Prevention Research

Center for Health Services Research

Center for Infectious Diseases

Center for Transforming Public Health Systems  
*please contact Dr. Frank Moore at 210 562 5500*

Coordinating Center for Clinical Trials

Hispanic Health Disparities Research Center  
*please contact Dr. Hector Balcazar at 915 747 8500*

Hispanic Health Research Center  
in the Lower Rio Grande Valley

Human Genetics Center

Institute for Health Policy

Michael & Susan Dell Center for the  
Advancement of Healthy Living

Southwest Center for Occupational  
and Environmental Health

## University Administration

Academic & Administrative  
Leadership Development Program (AALDP)

Center for Clinical and Translational Sciences (CCTS)  
*please contact Dr. Peter Davies at 713 500 3082*

Center for Laboratory Animal Medicine and Care  
*please contact Dr. Brad Goodwin at 713 500 7542*

## 2a Major Educational, Research, and Clinical Affiliations

---

Sources

Schools

Gerri Konigsberg, UT Harris County Psychiatric Center

The University of Texas Health Science Center at Houston has numerous affiliation agreements with other institutions and agencies in the greater Houston area and in the state. These affiliation agreements stem from the need to provide a variety of appropriate clinical experiences for students and residents; to formally align with research collaborators; and to provide a means for faculty to share their experiences and expertise widely in the greater community. While the Medical School has the greatest number of affiliations that provide clinical experience, the Dental Branch and the School of Nursing also depend heavily on clinical preceptors and clinics in the community to educate students.

In research, the health science center and UT M D Anderson Cancer Center, together with the Texas A&M Institute of Biosciences and Technology, interact extensively in research and educational efforts in the medical center. Many faculty have joint appointments within the health science center and UT M D Anderson, where students and residents gain clinical experience. The School of Health Information Sciences has affiliations with clinical and research settings so that the students can complete degree requirements for practicum or preceptorship experiences.

The health science center also has numerous affiliations with other colleague institutions, including a dozen major hospitals, city and neighborhood clinics and public schools. Please refer to school Web sites for additional information.

---

### Major Educational Affiliations

- + Baylor College of Medicine
- + Houston Community College
- + Houston Independent School District
- + Prairie View A&M University
- + Rice University
- + Texas A&M Institute of Biosciences and Technology
- + Texas A&M International Laredo
- + Texas Southern University
- + Texas Woman's University
- + University of Houston (all campuses)
- + University of St. Thomas
- + UT Austin
- + UT Brownsville
- + UT Medical Branch Galveston
- + UT M D Anderson Cancer Center
- + UT Pan American

### Major Research Affiliations

- + Alliance for Nanohealth
- + Center for Health Service, Outcomes Research, and Development-Japan
- + Gateway to Care
- + Gulf Coast Consortium/Keck Center
- + HAM-TMC Library
- + NASA-Johnson Space Center
- + The Schull Institute
- + Texas - United Kingdom Research Initiative
- + Your Doctor Program

### Major Clinical Affiliations

- + Ben Taub Hospital
- + Christus St. Joseph Hospital
- + Harris County Hospital District
- + Harris County Psychiatric Center
- + The Institute for Rehabilitation and Research
- + Lyndon B. Johnson General Hospital
- + Memorial Hermann Hospital  
and Memorial Hermann Children's Hospital
- + Memorial Hermann Southwest Hospital
- + The Methodist Hospital
- + UT M D Anderson Cancer Center
- + St. Luke's Episcopal Hospital
- + Shriners Hospital for Children-Houston
- + The Texas Heart Institute at St. Luke's Episcopal Hospital
- + Texas Children's Hospital
- + Veterans Affairs Medical Center

### Major Community Affiliations

- + Brazos Valley Community Health Center
- + City of Houston Dental Clinics
- + Communities in Schools Houston
- + East Texas Health Access Network
- + Greater Houston Dental Society
- + Gulf Coast Community Head Start
- + Harris County Children's Protective Services
- + Harris County Juvenile Probation Department
- + Neighborhood Centers
- + St. Luke's Episcopal Health Charities



Sources

Robert Jenkins, Office of the Registrar  
Christina Burguete, Medical School  
Phil Pierpont, Dental Branch

Note: Applicant demographics are provided where available.

a Includes summer post graduate applicants and applicants to residency programs.  
b MS only breaks out ethnicity and gender numbers for applications received and admissions  
c Includes summer applicants to the RN and MSN Nurse Anesthesia programs.

School Profile Fall 2007				
Status	Total	Male	Female	Minorities
<b>Dental Branch – Academics<sup>a</sup></b>				
Applications received	753	333	420	277
Admitted	103	29	74	36
Denied	129	9	120	76
Pending/incomplete/waitlist	521	295	226	165
<b>Dental Branch – DDS</b>				
Applications received	797	377	420	153
Admitted	83	36	47	15
Denied	608	286	322	123
Withdrawn after acceptance	73	43	30	9
Withdrawn before acceptance	33	12	21	6
<b>Graduate School of Biomedical Sciences<sup>b</sup></b>				
Applications received	789	349	440	151
Admitted	213	90	123	65
Denied	245	113	132	45
Noaction/pending	331	146	185	41
<b>School of Health Information Sciences</b>				
Applications received	62	32	30	32
Admitted	45	20	25	21
Denied	1	0	1	0
No action/pending/incomplete	17	12	5	11

School Profile Fall 2007				
Status	Total	Male	Female	Minorities
<b>Medical School – Academics<sup>a</sup></b>				
Applications received	40	23	17	14
Admitted	34	19	15	9
Denied	6	4	2	4
Pending/incomplete/waitlist	0	0	0	0
<b>Medical School – MD</b>				
Applications received	3,683	1,866	1,817	783
Interviewed	1,141	611	530	204
Admitted	230	127	103	48
<b>School of Nursing<sup>c</sup></b>				
Applications received	2,068	371	1,697	1,096
Admitted	634	124	510	261
Denied	47	24	23	20
Pending	1,050	170	880	414
Incomplete	731	123	608	386
<b>School of Public Health</b>				
Applications received	718	233	485	266
Admitted	501	160	341	173
Denied	101	33	68	47
Withdrawn/incomplete/pending	116	40	76	46

## Medical and Dental Applicants 2007

Source

Tiffany Reyes  
Medical School

Medical Comprehensive Aptitude Test		
MCAT/GPA	MS Applicants Fall 2007	
	All	Enrolled
Biological Sciences	9.4	10.3
Physical Science	9.0	9.9
Verbal Reasoning	8.8	9.8
Applicant Average	27.2	30.0
Applicant Average GPA	3.50	3.70

Source

Phil Pierpont  
Dental Branch

Dental Aptitude Test		
DAT/GPA	DB Applicants Fall 2007	
	All	Enrolled
Academic Average AA	17.94	19.70
Perception Ability MA	17.26	18.50
Quantitative Reasoning	16.71	18.59
Reading Comprehension	19.32	20.44
Biology	17.92	19.34
Inorganic Chemistry	17.86	19.74
Organic Chemistry	17.75	20.50
Total Science	17.78	19.66
Applicant Average GPA	3.35	3.66

## 2b Head Count Enrollment by Part-time/Full-time 2002-2007

Source  
Robert Jenkins  
Office of the Registrar

- a Fall 2005 totals do not include 74 students admitted as visitors in the wake of Hurricane Katrina. These include 6 students at the Graduate School, 14 students at the School of Nursing, and 54 students at the School of Public Health.
- Note: Data in all enrollment tables represent UTHSC-H's certified enrollment per the Texas Higher Education Coordinating Board's CBM-001 report.

School	Enrollment per fall term											
Gender	2002	%	2003	%	2004	%	2005 <sup>a</sup>	%	2006	%	2007	%
<b>Dental Branch</b>												
Part-time	45	11%	40	10%	14	4%	20	5%	49	11%	32	7%
Full-time	368	89%	370	90%	363	96%	370	95%	390	89%	420	93%
<b>DB Total</b>	<b>413</b>		<b>410</b>		<b>377</b>		<b>390</b>		<b>439</b>		<b>452</b>	
<b>Graduate School of Biomedical Sciences</b>												
Part-time	34	7%	40	8%	47	9%	37	7%	51	9%	61	11%
Full-time	431	93%	450	92%	467	91%	502	93%	493	91%	517	89%
<b>GSBS Total</b>	<b>465</b>		<b>490</b>		<b>514</b>		<b>539</b>		<b>544</b>		<b>578</b>	
Part-time	37	60%	36	49%	39	61%	29	53%	45	62%	57	71%
Full-time	25	40%	38	51%	25	39%	26	47%	28	38%	23	29%
<b>SHIS Total</b>	<b>62</b>		<b>74</b>		<b>64</b>		<b>55</b>		<b>73</b>		<b>80</b>	
Part-time	12	1%	1	<1%	17	2%	21	2%	41	4%	58	6%
Full-time	813	99%	836	>99%	830	98%	848	98%	871	96%	877	94%
<b>MS Total</b>	<b>825</b>		<b>837</b>		<b>847</b>		<b>869</b>		<b>912</b>		<b>935</b>	
Part-time	196	29%	227	33%	242	32%	288	36%	255	34%	298	39%
Full-time	487	71%	471	67%	518	68%	521	64%	498	66%	473	61%
<b>SON Total</b>	<b>683</b>		<b>698</b>		<b>760</b>		<b>809</b>		<b>753</b>		<b>771</b>	
Part-time	594	67%	631	69%	546	65%	587	67%	567	61%	572	60%
Full-time	293	33%	277	31%	291	35%	338	37%	363	39%	387	40%
<b>SPH Total</b>	<b>887</b>		<b>908</b>		<b>837</b>		<b>925</b>		<b>930</b>		<b>959</b>	
Part-time	918	28%	975	29%	905	27%	982	27%	1,008	28%	1,078	29%
Full-time	2,417	72%	2,442	71%	2,494	73%	2,605	73%	2,643	72%	2,697	71%
<b>Grand Total</b>	<b>3,335</b>		<b>3,417</b>		<b>3,399</b>		<b>3,587</b>		<b>3,651</b>		<b>3,775</b>	

# Head Count Enrollment by Level and Ethnicity 2007

Source: Robert Jenkins  
Office of the Registrar

Percentage totals may not equal 100 due to rounding.

School Enrollment Fall 2007											
Level	Total	%	Asian %	Black %	Foreign %	Hispanic %	Am Indian %	White %	Unident %		
<b>Dental Branch</b>											
Undergraduate	65	14.4	12 2.7	3 0.7		10 2.2	2 0.4	37 8.2	1 0.2		
Graduate	29	6.4	9 2.0	1 0.2	4 0.9	3 0.7		12 2.7			
Postgraduate	58	12.8	11 2.4	6 1.3	5 1.1	6 1.3	1 0.2	59 6.4			
DDS Year 1	84	18.6	23 5.1	1 0.2		14 3.1	1 0.2	44 9.7	1 0.2		
DDS Year 2	80	17.7	19 4.2	2 0.4		13 2.9		38 8.4	8 1.8		
DDS Year 3	75	16.6	21 4.6	4 0.9		7 1.5		40 8.8	3 0.7		
DDS Year 4	61	13.5	12 2.7	1 0.2		11 2.4		37 8.2			
<b>DB Total</b>	<b>452</b>	<b>100.0</b>	<b>107 23.7</b>	<b>18 4.0</b>	<b>9 2.0</b>	<b>64 14.2</b>	<b>4 0.9</b>	<b>237 24.4</b>	<b>13 2.9</b>		
<b>Graduate School of Biomedical Sciences</b>											
Graduate	529	91.5	45 7.8	19 3.3	196 33.9	55 9.5	3 0.5	206 35.6	5 0.9		
Non-degree	49	8.5	11 1.9	2 0.3	7 1.2	7 1.2		22 3.8			
<b>GSBS Total</b>	<b>578</b>	<b>100.0</b>	<b>56 9.7</b>	<b>21 3.6</b>	<b>203 35.1</b>	<b>62 10.7</b>	<b>3 0.5</b>	<b>228 39.4</b>	<b>5 0.9</b>		
<b>School of Health Information Sciences</b>											
Graduate	43	53.8	3 3.8	4 5.0	19 23.8	1 1.3	1 1.3	15 18.8			
Non-degree	37	46.3	8 10.0	7 8.8	6 7.5	1 1.3	1 1.3	14 17.5			
<b>SHIS Total</b>	<b>80</b>	<b>100.0</b>	<b>11 13.8</b>	<b>11 13.8</b>	<b>25 31.2</b>	<b>2 2.5</b>	<b>2 2.5</b>	<b>29 36.2</b>			
<b>Medical School</b>											
Graduate	58	6.2	6 0.6		38 4.1	3 0.3		11 1.2			
Year 1	244	26.1	37 4.0	15 1.6		35 3.7		151 16.1	6 0.6		
Year 2	235	25.1	23 2.5	8 0.9		26 2.8	2 0.2	168 18.0	8 0.9		
Year 3	203	21.7	27 2.9	5 0.5		24 2.6	1 0.1	139 14.9	7 0.7		
Year 4	195	20.9	18 1.9	8 0.9		25 2.7		140 15.0	4 0.4		
<b>MS Total</b>	<b>935</b>	<b>100.0</b>	<b>111 11.9</b>	<b>36 3.9</b>	<b>38 4.1</b>	<b>113 12.1</b>	<b>3 0.3</b>	<b>609 65.1</b>	<b>25 2.7</b>		
<b>School of Nursing</b>											
Undergraduate	364	47.2	75 9.7	38 4.9	13 1.7	50 6.5	3 0.4	183 23.7	2 0.3		
Graduate	365	47.3	33 4.3	45 5.8	10 1.3	39 5.1	2 0.3	229 29.7	7 0.9		
Non-degree	42	5.4	7 0.9	4 0.5	2 0.3	3 0.4		25 3.2	1 0.1		
<b>SON Total</b>	<b>771</b>	<b>100.0</b>	<b>115 14.9</b>	<b>87 11.3</b>	<b>25 3.2</b>	<b>92 11.9</b>	<b>5 0.6</b>	<b>437 56.7</b>	<b>10 1.3</b>		
<b>School of Public Health</b>											
Graduate	801	83.5	105 10.9	74 7.7	191 19.9	108 11.3	10 1.0	306 31.9	7 0.7		
Non-degree	158	16.5	29 3.0	20 2.1	14 1.5	28 2.9	3 0.3	64 6.7			
<b>SPH Total</b>	<b>959</b>	<b>100.0</b>	<b>134 14.0</b>	<b>94 9.8</b>	<b>205 21.4</b>	<b>136 14.2</b>	<b>13 1.4</b>	<b>370 38.6</b>	<b>7 0.7</b>		
<b>UTHSC-H Total</b>											
Undergraduate	429	11.4	87 2.3	41 1.1	13 0.3	60 1.6	5 0.1	220 5.8	3 0.1		
Graduate	1,825	48.3	201 5.3	143 3.8	458 12.1	209 5.5	16 0.4	779 20.6	19 0.5		
Postgraduate	58	1.5	11 0.3	6 0.2	5 0.1	6 0.2	1 <0.1	29 0.8			
<b>Professional</b>											
Year 1	328	8.7	60 1.6	16 0.4		49 1.3	1 <0.1	195 5.2	7 0.2		
Year 2	315	8.3	42 1.1	10 0.3		39 1.0	2 0.1	206 5.5	16 0.4		
Year 3	278	7.4	48 1.3	9 0.2		31 0.8	1 <0.1	179 4.7	10 0.3		
Year 4	256	6.8	30 0.8	9 0.2		36 1.0		177 4.7	4 0.1		
Non-degree	286	7.6	55 1.5	33 0.9	29 0.8	39 1.0	4 0.1	125 3.3	1 0.1		
<b>Grand Total</b>	<b>3,775</b>	<b>100.0</b>	<b>534 14.1</b>	<b>267 7.1</b>	<b>505 13.4</b>	<b>469 12.4</b>	<b>30 0.8</b>	<b>1,910 50.6</b>	<b>60 1.6</b>		

## 2b Head Count Enrollment by Level 1998-2007

Source  
Robert Jenkins  
Office of the Registrar

The joint MD/PhD program takes approximately seven years to complete. Fall semester course work determines how these students are counted in all enrollment tables.

a Fall 2005 totals do not include 74 students admitted as visitors in the wake of Hurricane Katrina. These include 6 students at the Graduate School, 14 students at the School of Nursing, and 54 students at the School of Public Health.

School	Enrollment per fall term									
Level	1998	1999	2000	2001	2002	2003	2004	2005 <sup>a</sup>	2006	2007
<b>Dental Branch</b>										
Undergraduate	70	76	78	74	78	75	76	86	62	65
Graduate	29	31	34	30	27	31	21	22	28	29
Professional	250	249	240	254	253	258	256	258	281	300
Post-graduate	28	23	22	56	55	46	24	24	68	58
<b>DB Total</b>	<b>377</b>	<b>379</b>	<b>374</b>	<b>414</b>	<b>413</b>	<b>410</b>	<b>377</b>	<b>390</b>	<b>439</b>	<b>452</b>
<b>Graduate School of Biomedical Sciences</b>										
Graduate	425	395	389	420	447	464	481	510	513	529
Non-degree	36	29	26	23	18	26	33	29	31	49
<b>GSBS Total</b>	<b>461</b>	<b>424</b>	<b>415</b>	<b>443</b>	<b>465</b>	<b>490</b>	<b>514</b>	<b>539</b>	<b>544</b>	<b>578</b>
<b>School of Health Information Sciences</b>										
Graduate	6	25	36	47	47	59	47	44	48	43
Non-degree	8	11	9	17	15	15	17	11	25	37
<b>SHIS Total</b>	<b>14</b>	<b>36</b>	<b>45</b>	<b>64</b>	<b>62</b>	<b>74</b>	<b>64</b>	<b>55</b>	<b>73</b>	<b>80</b>
<b>Medical School</b>										
Graduate					15	21	17	21	41	58
Professional	834	831	818	830	810	816	830	848	871	877
<b>MS Total</b>	<b>834</b>	<b>831</b>	<b>818</b>	<b>830</b>	<b>825</b>	<b>837</b>	<b>847</b>	<b>869</b>	<b>912</b>	<b>935</b>
<b>School of Nursing</b>										
Undergraduate	176	185	186	256	281	272	305	317	316	364
Graduate	350	357	364	350	370	391	415	383	413	365
Non-degree	50	36	31	40	32	35	40	109	24	42
<b>SON Total</b>	<b>576</b>	<b>578</b>	<b>581</b>	<b>646</b>	<b>683</b>	<b>698</b>	<b>760</b>	<b>809</b>	<b>753</b>	<b>771</b>
<b>School of Public Health</b>										
Graduate	849	886	866	854	860	848	803	846	784	801
Non-degree	29	36	44	36	27	60	34	79	146	158
<b>SPH Total</b>	<b>878</b>	<b>922</b>	<b>910</b>	<b>890</b>	<b>887</b>	<b>908</b>	<b>837</b>	<b>925</b>	<b>930</b>	<b>959</b>
<b>UTHSC-H Total</b>										
Undergraduate	246	261	264	330	359	347	381	403	378	429
Graduate	1,659	1,694	1,689	1,701	1,751	1,814	1,784	1,826	1,827	1,825
Professional	1,084	1,080	1,058	1,084	1,078	1,074	1,086	1,106	1,152	1,177
Post-graduate	28	23	22	56	55	46	24	24	68	58
Non-degree	123	112	110	116	92	136	124	228	226	286
<b>Grand Total</b>	<b>3,140</b>	<b>3,170</b>	<b>3,143</b>	<b>3,287</b>	<b>3,335</b>	<b>3,417</b>	<b>3,399</b>	<b>3,587</b>	<b>3,651</b>	<b>3,775</b>

# Head Count Enrollment by Gender 1998-2007

Source  
Robert Jenkins  
Office of the Registrar

a Fall 2005 totals do not include 74 students admitted as visitors in the wake of Hurricane Katrina. These include 6 students at the Graduate School, 14 students at the School of Nursing, and 54 students at the School of Public Health.

<b>School Enrollment per fall term</b>																				
Gender	1998	%	1999	%	2000	%	2001	%	2002	%	2003	%	2004	%	2005 <sup>a</sup>	%	2006	%	2007	%
<b>Dental Branch</b>																				
Female	209	55%	219	58%	221	59%	234	57%	234	57%	240	59%	228	60%	237	61%	256	8%	258	7%
Male	168	45%	160	42%	153	41%	180	43%	179	43%	170	41%	149	40%	153	39%	183	2%	194	3%
<b>DB Total</b>	<b>377</b>		<b>379</b>		<b>374</b>		<b>414</b>		<b>413</b>		<b>410</b>		<b>377</b>		<b>390</b>		<b>439</b>		<b>452</b>	
<b>Graduate School of Biomedical Sciences</b>																				
Female	237	51%	223	53%	219	53%	227	51%	240	52%	271	55%	292	57%	310	58%	306	56%	314	54%
Male	224	49%	201	47%	196	47%	216	49%	225	48%	219	45%	222	43%	229	42%	238	44%	264	46%
<b>GSBS Total</b>	<b>461</b>		<b>424</b>		<b>415</b>		<b>443</b>		<b>465</b>		<b>490</b>		<b>514</b>		<b>539</b>		<b>544</b>		<b>578</b>	
<b>School of Health Information Sciences</b>																				
Female	9	64%	17	47%	24	53%	33	52%	33	53%	34	46%	34	53%	24	44%	42	58%	38	48%
Male	5	36%	19	53%	21	47%	31	48%	29	47%	40	54%	30	47%	31	56%	31	42%	42	53%
<b>SHIS Total</b>	<b>14</b>		<b>36</b>		<b>45</b>		<b>64</b>		<b>62</b>		<b>74</b>		<b>64</b>		<b>55</b>		<b>73</b>		<b>80</b>	
<b>Medical School</b>																				
Female	367	44%	345	42%	335	41%	351	42%	382	46%	402	48%	402	47%	418	48%	419	46%	425	45%
Male	467	56%	486	58%	483	59%	479	58%	443	54%	435	52%	445	53%	451	52%	493	54%	510	55%
<b>MS Total</b>	<b>834</b>		<b>831</b>		<b>818</b>		<b>830</b>		<b>825</b>		<b>837</b>		<b>847</b>		<b>869</b>		<b>912</b>		<b>935</b>	
<b>School of Nursing</b>																				
Female	469	81%	462	80%	448	77%	497	77%	526	77%	531	76%	599	79%	649	80%	585	78%	626	81%
Male	107	19%	116	20%	133	23%	149	23%	157	23%	167	34%	161	21%	160	20%	168	22%	145	19%
<b>SON Total</b>	<b>576</b>		<b>578</b>		<b>581</b>		<b>646</b>		<b>683</b>		<b>698</b>		<b>760</b>		<b>809</b>		<b>753</b>		<b>771</b>	
<b>School of Public Health</b>																				
Female	603	69%	636	69%	622	68%	619	70%	618	70%	628	69%	590	70%	645	70%	645	69%	663	69%
Male	275	31%	286	31%	288	32%	271	30%	269	30%	280	31%	247	30%	280	30%	285	31%	296	31%
<b>SPH Total</b>	<b>878</b>		<b>922</b>		<b>910</b>		<b>890</b>		<b>887</b>		<b>908</b>		<b>837</b>		<b>925</b>		<b>930</b>		<b>959</b>	
<b>UTHSC-H Total</b>																				
Female	1,894	60%	1,902	60%	1,869	59%	1,961	60%	2,033	61%	2,106	62%	2,145	63%	2,283	64%	2,253	62%	2,324	62%
Male	1,246	40%	1,268	40%	1,274	41%	1,326	40%	1,302	39%	1,311	38%	1,254	37%	1,304	36%	1,398	38%	1,451	38%
<b>Grand Total</b>	<b>3,140</b>		<b>3,170</b>		<b>3,143</b>		<b>3,287</b>		<b>3,335</b>		<b>3,417</b>		<b>3,399</b>		<b>3,587</b>		<b>3,651</b>		<b>3,775</b>	

## 2b Head Count Enrollment by Ethnicity 1998-2007

Source

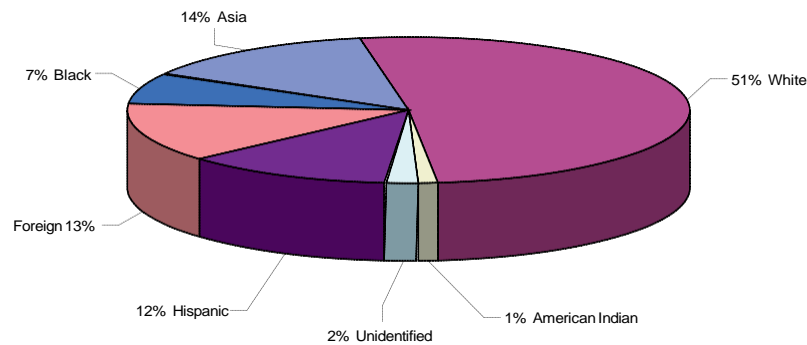
Robert Jenkins  
Office of the Registrar

Percentage totals may not equal 100 due to rounding.

a Fall 2005 totals do not include 74 students admitted as visitors in the wake of Hurricane Katrina. These include 6 students at the Graduate School, 14 students at the School of Nursing, and 54 students at the School of Public Health.

School Enrollment per fall term										
Ethnicity	1998 %	1999 %	2000 %	2001 %	2002 %	2003 %	2004 %	2005 <sup>a</sup> %	2006 %	2007 %
<b>Dental Branch</b>										
Asian	107 28%	99 26%	91 24%	90 22%	91 22%	88 21%	84 22%	99 25%	105 24%	107 24%
Black	7 2%	9 2%	11 3%	15 4%	15 4%	16 4%	10 3%	13 3%	22 5%	18 4%
Foreign	24 6%	20 5%	18 5%	22 5%	16 4%	17 4%	7 2%	5 1%	11 3%	9 2%
Hispanic	26 7%	29 8%	30 8%	37 9%	46 11%	57 14%	59 16%	56 14%	65 15%	64 14%
American Indian				1 <1%	1 <1%	2 <1%	3 1%		2 <1%	4 1%
White	213 56%	222 59%	223 60%	247 60%	240 58%	223 54%	214 57%	212 54%	219 50%	237 52%
Unidentified			1 <1%	2 <1%	4 1%	7 2%		5 1%	15 3%	13 3%
<b>DB Total</b>	<b>377</b>	<b>379</b>	<b>374</b>	<b>414</b>	<b>413</b>	<b>410</b>	<b>377</b>	<b>390</b>	<b>439</b>	<b>452</b>
<b>Graduate School of Biomedical Sciences</b>										
Asian	52 11%	47 11%	47 11%	46 10%	51 11%	51 11%	48 9%	48 9%	45 8%	56 10%
Black	9 2%	12 3%	8 2%	13 3%	11 2%	13 3%	19 4%	21 4%	24 4%	21 4%
Foreign	143 31%	132 31%	119 29%	124 28%	140 30%	150 31%	174 34%	180 33%	194 36%	203 35%
Hispanic	29 6%	26 6%	25 6%	31 7%	34 7%	42 9%	44 9%	52 10%	49 9%	62 11%
American Indian	2 <1%	2 <1%	2 <1%	2 <1%	1 <1%	2 <1%	2 <1%	2	1 <1%	3 1%
White	226 49%	205 48%	212 51%	224 51%	226 49%	222 45%	222 43%	229 42%	226 42%	228 39%
Unidentified			2 <1%	3 1%	2 <1%	10 2%	5 1%	7 1%	5 1%	5 1%
<b>GSBS Total</b>	<b>461</b>	<b>424</b>	<b>415</b>	<b>443</b>	<b>465</b>	<b>490</b>	<b>514</b>	<b>539</b>	<b>544</b>	<b>578</b>
<b>School of Health Information Sciences</b>										
Asian	5 36%	7 19%	6 13%	8 13%	14 23%	16 22%	10 16%	11 20%	12 16%	11 14%
Black	1 7%	2 6%	2 4%	2 3%		1 1%	4 6%	3 5%	8 11%	11 14%
Foreign		7 19%	8 18%	19 30%	18 29%	26 35%	29 45%	21 38%	26 36%	25 31%
Hispanic		2 6%	2 4%	6 9%	2 3%	1 1%	1 2%		1 1%	2 3%
American Indian				1 2%		1 1%	1 2%	1 2%	1 1%	2 3%
White	8 57%	18 50%	27 60%	27 42%	28 45%	26 35%	19 30%	19 35%	25 34%	29 36%
Unidentified				1 <1%		3 4%				
<b>SHIS Total</b>	<b>14</b>	<b>36</b>	<b>45</b>	<b>64</b>	<b>62</b>	<b>74</b>	<b>64</b>	<b>55</b>	<b>73</b>	<b>80</b>
<b>Medical School</b>										
Asian	107 13%	104 13%	110 13%	104 13%	105 13%	100 12%	91 11%	102 12%	105 12%	111 12%
Black	31 4%	26 3%	18 2%	26 3%	25 3%	25 3%	32 4%	26 3%	26 3%	36 4%
Foreign			1 <1%		4 <1%	3 <1%	7 1%	7 1%	25 3%	38 4%
Hispanic	148 18%	121 15%	92 11%	99 12%	103 12%	109 13%	116 14%	110 13%	108 12%	113 12%
American Indian	7 1%	8 1%	6 1%	5 1%	2 <1%	3 <1%	3 <1%	2 <1%	4 <1%	3 <1%
White	541 65%	572 69%	591 72%	591 71%	574 70%	583 70%	577 68%	601 69%	622 68%	609 65%
Unidentified				5 1%	12 1%	14 2%	21 2%	21 2%	22 2%	25 3%
<b>MS Total</b>	<b>834</b>	<b>831</b>	<b>818</b>	<b>830</b>	<b>825</b>	<b>837</b>	<b>847</b>	<b>869</b>	<b>912</b>	<b>935</b>

<b>School Enrollment per fall term</b>										
Ethnicity	1998 %	1999 %	2000 %	2001 %	2002 %	2003 %	2004 %	2005 <sup>a</sup> %	2006 %	2007 %
<b>School of Nursing</b>										
Asian	47 8%	54 9%	49 8%	66 10%	67 10%	75 11%	102 13%	106 13%	95 13%	115 15%
Black	42 7%	48 8%	56 10%	77 12%	77 11%	63 9%	66 9%	75 9%	79 10%	87 11%
Foreign	5 1%	10 2%	7 1%	4 1%	5 1%	6 1%	20 3%	20 2%	26 3%	25 3%
Hispanic	52 9%	46 8%	56 10%	65 10%	65 10%	70 10%	68 9%	75 9%	75 10%	92 12%
American Indian	7 1%	2 <1%	4 1%	4 1%	4 1%	3 <1%	3 <1%	4 <1%	5 1%	5 1%
White	423 73%	418 72%	409 70%	430 67%	458 67%	451 65%	492 65%	518 64%	459 61%	437 57%
Unidentified					7 1%	30 4%	9 1%	11 1%	14 2%	10 1%
<b>SON Total</b>	<b>576</b>	<b>578</b>	<b>581</b>	<b>646</b>	<b>683</b>	<b>698</b>	<b>760</b>	<b>809</b>	<b>753</b>	<b>771</b>
<b>School of Public Health</b>										
Asian	116 13%	122 13%	122 13%	115 13%	128 14%	115 13%	103 12%	114 12%	112 12%	134 14%
Black	76 9%	70 8%	78 9%	77 9%	68 8%	75 8%	69 8%	92 10%	96 10%	94 10%
Foreign	90 10%	113 12%	113 12%	108 12%	97 11%	107 12%	162 19%	171 18%	192 21%	205 21%
Hispanic	95 11%	105 11%	117 13%	143 16%	142 16%	147 16%	123 15%	154 17%	148 16%	136 14%
American Indian	6 1%	7 1%	4 <1%	4 <1%	3 <1%	5 1%	3 <1%	2 <1%	9 1%	13 1%
White	495 56%	503 55%	464 51%	430 48%	425 48%	434 48%	358 43%	375 41%	357 38%	370 39%
Unidentified		2 <1%	12 1%	13 1%	24 3%	25 3%	19 2%	17 2%	16 2%	7 1%
<b>SPH Total</b>	<b>878</b>	<b>922</b>	<b>910</b>	<b>890</b>	<b>887</b>	<b>908</b>	<b>837</b>	<b>925</b>	<b>930</b>	<b>959</b>
<b>UTHSC-H Total</b>										
Asian	434 14%	433 14%	425 14%	429 13%	457 14%	445 13%	438 13%	480 13%	474 13%	534 14%
Black	166 5%	167 5%	173 6%	210 6%	196 6%	193 6%	200 6%	230 6%	255 7%	267 7%
Foreign	262 8%	282 9%	266 8%	277 8%	278 8%	309 9%	399 12%	404 11%	474 13%	505 13%
Hispanic	350 11%	329 10%	322 10%	381 12%	392 12%	426 12%	411 12%	447 12%	446 12%	469 12%
American Indian	22 1%	19 1%	16 1%	17 1%	11 <1%	16 <1%	15 <1%	11 <1%	22 1%	30 1%
White	1,906 61%	1,938 61%	1,926 61%	1,949 59%	1,952 59%	1,939 57%	1,882 55%	1,954 54%	1,908 52%	1,910 51%
Unidentified		2 <1%	15 2%	24 3%	49 1%	89 3%	54 2%	61 2%	72 2%	60 2%
<b>Grand Total</b>	<b>3,140</b>	<b>3,170</b>	<b>3,143</b>	<b>3,287</b>	<b>3,335</b>	<b>3,417</b>	<b>3,399</b>	<b>3,587</b>	<b>3,651</b>	<b>3,775</b>



## 2b Head Count Enrollment by Academic Program 2007

Source

Some schools do not confer all degrees/certificates.

Robert Jenkins  
Office of the Registrar

Enrollment Fall 2007								
School	Academic Program	Total	Non-Degree	Certificate	Bachelor	Master	Doctoral	Professional
<b>Dental Branch</b>								
	Post-graduate Certificate	35		35				
	Dental Hygiene	88		23	65			
	Master of Science	29				29		
	Doctor of Dental Surgery	300						300
	<b>DB Total</b>	<b>452</b>	<b>0</b>	<b>58</b>	<b>65</b>	<b>29</b>	<b>0</b>	<b>300</b>
<b>Graduate School of Biomedical Sciences</b>								
	Biochemistry	27				3	24	
	Biomathematics	16				3	13	
	Biophysics	3					3	
	Cancer Biology	151				19	132	
	Cell and Regulatory Biology	0						
	Cell Biology	11				2	9	
	Environmental Molecular Carcinogenesis	23				1	22	
	Genes & Development	62				2	60	
	Genetic Counseling	35				13	22	
	Human & Molecular Genetics	1				1		
	Immunology	34				3	31	
	Integrative Biology	0						
	Medical Physics	38				11	27	
	Microbiology & Molecular Genetics	34				3	31	
	Molecular Biology	3				1	2	
	Molecular Pathology	22				2	20	
	Neuroscience	41				3	38	
	Oral Biomaterials	0						
	Pharmacology	8				1	7	
	Physiology	0						
	Radiation Biology	1					1	
	Regulatory Biology	1					1	
	Reproductive Biology	0				1	4	
	Toxicology	5						
	Virology/Gene Therapy	13					13	
	Non-degree	49	49					
	<b>GSBS Total</b>	<b>578</b>	<b>49</b>	<b>0</b>	<b>0</b>	<b>69</b>	<b>460</b>	<b>0</b>
<b>School of Health Information Sciences</b>								
	Non-degree	0						
	Health Informatics	80	37			29	14	
	<b>SHIS Total</b>	<b>80</b>	<b>37</b>	<b>0</b>	<b>0</b>	<b>29</b>	<b>14</b>	<b>0</b>
<b>Medical School</b>								
	Doctor of Medicine	926		49				877
	Clinical Research	9	4			5		
	<b>MS Total</b>	<b>935</b>	<b>4</b>	<b>49</b>	<b>0</b>	<b>5</b>	<b>0</b>	<b>877</b>



School Enrollment Fall 2007							
Academic Program	Total	Non-Degree	Certificate	Bachelor	Master	Doctoral	Professional
<b>School of Nursing</b>							
Bachelor of Science in Nursing – Generic	268			268			
Bachelor of Science in Nursing/RN– Accelerated	96			96			
<b>Master of Science in Nursing</b>							
Acute Care	21				21		
Administration	31				31		
Adult Nurse Practitioner	29				29		
Critical Care	2				2		
Education	2				2		
Emergency Nursing	20				20		
Family Nurse Practitioner	30				30		
Gerontological Nursing	13				13		
Neonatal	0						
Nurse Anesthesia	34				34		
Oncological Nursing	2				2		
Pediatric Nursing	21				21		
Psychiatric Nursing	2				2		
San Antonio MSN	70				70		
Women's Health	15				15		
Non-degree	42	42					
Doctor of Science in Nursing	73					73	
<b>SON Total</b>	<b>771</b>	<b>42</b>	<b>0</b>	<b>364</b>	<b>292</b>	<b>73</b>	<b>0</b>
<b>SPH</b>							
Austin Program	16	1	15				
Behavioral Sciences	23					23	
Biological Science	2				1	1	
Biometry	61				22	39	
Biostatistics	2				2		
Community Health Practice	60				48	12	
Concurrent Enrollment	3	3					
Disease Control	26				23	3	
Environmental Sciences	12				2	10	
Epidemiology	184				121	63	
Health Promotion/Education	115				96	19	
Health Service Organization	72				53	19	
International/Family Health	14				9	5	
Management & Policy Sciences	41					41	
Nutrition/Population Studies	0						
Occupational /Aerospace	38				27	11	
Public Health - Houston							
<b>Regional Campuses</b>							
Brownsville	21		4		17		
Dallas	63		6		57		
El Paso	32	2	3		27		
San Antonio	58	4	4		50		
No discipline	97	27	70				
No discipline - Distance Outreach	19	19					
<b>SPH Total</b>	<b>959</b>	<b>56</b>	<b>102</b>	<b>0</b>	<b>555</b>	<b>246</b>	<b>0</b>

## 2b Head Count Enrollment by Residency 1998-2007

Source  
Robert Jenkins  
Office of the Registrar

a Fall 2005 totals do not include 74 students admitted as visitors in the wake of Hurricane Katrina. These include 6 students at the Graduate School, 14 students at the School of Nursing, and 54 students at the School of Public Health.

School	Enrollment per fall term									
Residency	1998	1999	2000	2001	2002	2003	2004	2005 <sup>a</sup>	2006	2007
<b>Dental Branch</b>										
Texas Resident	331	337	334	360	368	370	357	369	401	427
Out-of-state	22	22	22	32	29	21	14	17	26	19
Foreign	24	20	18	22	16	19	6	4	12	6
<b>DB Total</b>	<b>377</b>	<b>379</b>	<b>374</b>	<b>414</b>	<b>413</b>	<b>410</b>	<b>377</b>	<b>390</b>	<b>439</b>	<b>452</b>
<b>GSBS</b>										
Texas Resident	164	150	155	171	181	190	198	189	209	233
Out-of-state	154	142	142	148	144	149	144	164	144	145
Foreign	143	132	119	124	140	151	172	186	191	200
<b>GSBS Total</b>	<b>461</b>	<b>424</b>	<b>416</b>	<b>443</b>	<b>465</b>	<b>490</b>	<b>514</b>	<b>539</b>	<b>544</b>	<b>578</b>
<b>School of Health Information Sciences</b>										
Texas Resident	14	29	37	45	44	49	40	37	54	57
Out-of-state						1	3			4
Foreign		7	8	19	18	24	21	18	19	19
<b>SHIS Total</b>	<b>14</b>	<b>36</b>	<b>45</b>	<b>64</b>	<b>62</b>	<b>74</b>	<b>64</b>	<b>55</b>	<b>73</b>	<b>80</b>
<b>Medical School</b>										
Texas Resident	806	816	805	812	804	813	818	847	861	873
Out-of-state	28	15	11	18	17	21	24	19	27	25
Foreign			1		4	3	5	3	24	37
<b>MS Total</b>	<b>834</b>	<b>831</b>	<b>817</b>	<b>830</b>	<b>825</b>	<b>837</b>	<b>847</b>	<b>869</b>	<b>912</b>	<b>935</b>
<b>School of Nursing</b>										
Texas Resident	485	493	494	549	580	587	647	690	638	684
Out-of-state	86	75	80	93	98	105	99	105	96	69
Foreign	5	10	7	4	5	6	14	14	19	18
<b>SON Total</b>	<b>576</b>	<b>578</b>	<b>581</b>	<b>646</b>	<b>683</b>	<b>698</b>	<b>760</b>	<b>809</b>	<b>753</b>	<b>771</b>
<b>School of Public Health</b>										
Texas Resident	700	722	729	710	725	747	669	682	713	717
Out-of-state	88	87	69	71	63	59	51	97	57	72
Foreign	90	113	112	109	99	102	117	146	160	170
<b>SPH Total</b>	<b>878</b>	<b>922</b>	<b>910</b>	<b>890</b>	<b>887</b>	<b>908</b>	<b>837</b>	<b>925</b>	<b>930</b>	<b>959</b>
<b>UTHSC-H Total</b>										
Texas Resident	2,500	2,547	2,554	2,647	2,702	2,756	2,729	2,814	2,876	2,991
Out-of-state	378	341	324	362	351	356	335	402	350	334
Foreign	262	282	265	278	282	305	335	371	425	450
<b>Grand Total</b>	<b>3,140</b>	<b>3,170</b>	<b>3,143</b>	<b>3,287</b>	<b>3,335</b>	<b>3,417</b>	<b>3,399</b>	<b>3,587</b>	<b>3,651</b>	<b>3,775</b>

# Full-Time Equivalent (FTE) Enrollment 1998-2007

fb | 2008

Source  
Robert Jenkins  
Office of the Registrar

a Fall 2005 totals do not include 74 students admitted as visitors in the wake of Hurricane Katrina. These 74 students equate to 69.82 FTE.

School	Enrollment per fall term									
	1998	1999	2000	2001	2002	2003	2004	2005 <sup>a</sup>	2006	2007
Residency										
Dental Branch	365.56	369.31	362.68	373.08	376.17	378.72	370.84	380.69	411.92	431.85
Graduate School of Biomedical Sciences	425.21	391.55	388.35	409.11	440.47	464.55	482.22	513.45	512.07	536.86
School of Health Information Sciences	8.64	26.93	28.71	43.11	42.68	827.17	43.10	39.70	50.09	47.96
Medical School	834.00	831.00	818.00	830.00	818.29	53.91	837.27	856.94	874.75	896.60
School of Nursing	484.67	493.33	505.26	572.08	592.06	605.74	661.26	660.61	642.53	648.85
School of Public Health	538.60	556.20	535.57	507.08	554.07	561.6	543.26	609.91	629.66	624.32
<b>Grand Total</b>	<b>2,656.68</b>	<b>2,668.32</b>	<b>2,638.57</b>	<b>2,734.46</b>	<b>2,823.74</b>	<b>2,891.69</b>	<b>2,937.95</b>	<b>3,061.30</b>	<b>3,121.02</b>	<b>3,186.44</b>

## Graduate School of Biomedical Sciences Students by Institutional Affiliation 1998-2007

Source  
JonWiener  
Graduate School of Biomedical Sciences

a In Fall 1995, all faculty previously appointed in the GSBS were organizationally relocated to other schools. As such, students are now affiliated with faculty members' organizational location.  
b Includes 6 students from the Institute of Molecular Medicine.  
c Registered, non-degree students and students who have not formally chosen an advisor.  
d GSBS totals do not tie to certified enrollment reports due to timing issues.

School	Students per fall term									
Affiliation	1998	1999	2000	2001	2002	2003	2004	2005	2006	2007
<b>The University of Texas Health Science Center at Houston</b>										
Dental Branch	4	7	4	4	3	5	5	7	2	2
Graduate School of Biomedical Sciences <sup>a</sup>										
Medical School	149	150	120	123	120	135	126	144	136	133
School of Public Health	9	12	12	10	13	15	6	7	6	2
<b>Subtotal UTHSC-H<sup>b</sup></b>	<b>162</b>	<b>169</b>	<b>136</b>	<b>137</b>	<b>136</b>	<b>155</b>	<b>137</b>	<b>155</b>	<b>149</b>	<b>143</b>
UT M D Anderson Cancer Center	227	239	233	246	228	283	262	254	276	306
Texas A&M Inst of Bioscience and Technology	7	16	14	13	12	12	6	5	5	4
Other <sup>c</sup>	46	36	43	47	89	28	88	125	99	93
<b>Grand Total<sup>d</sup></b>	<b>442</b>	<b>460</b>	<b>415</b>	<b>443</b>	<b>465</b>	<b>478</b>	<b>493</b>	<b>539</b>	<b>529</b>	<b>546</b>

## 2b Licensure Examination Results 2007

### June 2007 Western Regional Dental Examining Board Results

Exam	Total examined	Total passed	Percent passed
WREB Dental Exam	59	58	98.3%

Source  
RhneaHolt  
DentalBranch

### June 2007 Dental Hygienist Examining Board Results

Exam	Total examined	Total passed	Percent passed
WREB Dental Exam	36	36	100%
State Board Jurisprudence Exam	36	36	100%

Source  
RhneaHolt  
DentalBranch

### United States Medical Licensure Examination Results

Exam	Total examined	Total passed	Percent passed
USMLE Step 1 Exam	197	187	95%

Source  
PatriciaCaver  
MedicalSchool

*Performance for 2007*

### United States Medical Licensure Examination Results

Exam	Total examined	Total passed	Percent passed
USMLE Step 2 Clinical Knowledge Exam	215	204	95%
USMLE Step 2 Clinical Skills Exam	225	216	96%

Source  
PatriciaCaver  
MedicalSchool

*Performance for 7/1/2006-6/30/2007*

### United States Medical Licensure Examination Results

Exam	Total examined	Total passed	Percent passed
USMLE Step 3 Exam	162	158	98%

Source  
PatriciaCaver  
MedicalSchool

*Performance of 2004 Graduates Taking USMLE Step 3 for the First Time - May 2004 to December 2006*

### Texas State Board of Nursing Examiners Results

Exam	Total examined	Total passed	Percent passed
State Board Exam	136	120	88%

Source  
LaurieRutherford  
School of Nursing

# Degrees Conferred by School 1998-2007

Source  
Robert Jenkins  
Office of the Registrar

– Indicates the program was not in place that year; i.e., the DSN program was instituted in Fall 1996, the MS in Health Informatics began in Fall 1998.  
Note: Data in all degrees conferred tables represent UTHSC-H's certified degrees conferred per the Texas Higher Education Coordinating Board's CBM-009 report.

School	Degrees conferred as of August 31									
Degree	1998	1999	2000	2001	2002	2003	2004	2005	2006	2007
<b>Dental Branch</b>										
Certificate										
Post-graduate Certificate	30	34	35	33	40	32	19	40	19	22
Dental Hygiene Certificate	35	31	35	39	34	39	27	16	12	14
Bachelor							10	22	35	36
Master	15	19	12	16	20	14	17	22	12	16
Professional	62	57	64	55	62	59	59	65	64	60
<b>DB Total</b>	<b>142</b>	<b>141</b>	<b>146</b>	<b>143</b>	<b>156</b>	<b>144</b>	<b>132</b>	<b>165</b>	<b>142</b>	<b>148</b>
<b>Graduate School of Biomedical Sciences</b>										
Master	31	37	28	25	23	33	24	25	34	37
Doctorate	48	61	46	42	52	53	53	59	62	57
<b>GSBS Total</b>	<b>79</b>	<b>98</b>	<b>74</b>	<b>67</b>	<b>75</b>	<b>86</b>	<b>77</b>	<b>84</b>	<b>96</b>	<b>94</b>
<b>School of Health Information Sciences</b>										
Certificate	–	–	–	–	–	–	–	–	–	–
Bachelor	–	–	–	–	–	–	–	–	–	–
Master	–	–	3	15	12	8	23	18	11	10
Doctoral	–	–	–	–	–	1	2	–	3	1
<b>SHIS Total</b>	<b>0</b>	<b>0</b>	<b>3</b>	<b>15</b>	<b>12</b>	<b>9</b>	<b>25</b>	<b>18</b>	<b>14</b>	<b>11</b>
<b>Medical School</b>										
Master	–	–	–	–	–	1	3	3	2	3
Professional	208	195	201	186	214	185	191	185	205	215
<b>MS Total</b>	<b>208</b>	<b>195</b>	<b>201</b>	<b>186</b>	<b>214</b>	<b>186</b>	<b>194</b>	<b>188</b>	<b>207</b>	<b>218</b>
<b>School of Nursing</b>										
Bachelor	91	91	91	97	116	127	135	158	167	166
Master	92	110	119	132	92	105	108	124	113	137
Doctorate	–	3	3	3	–	1	6	9	2	4
<b>SON Total</b>	<b>183</b>	<b>204</b>	<b>213</b>	<b>232</b>	<b>208</b>	<b>233</b>	<b>249</b>	<b>291</b>	<b>282</b>	<b>307</b>
<b>School of Public Health</b>										
Master	149	123	116	115	123	119	169	158	175	134
Doctorate	26	28	26	32	31	28	44	42	32	46
<b>SPH Total</b>	<b>175</b>	<b>151</b>	<b>142</b>	<b>147</b>	<b>154</b>	<b>147</b>	<b>213</b>	<b>200</b>	<b>207</b>	<b>180</b>
<b>UTHSC-H Total</b>										
Certificate										
Post-graduate Certificate	30	34	35	33	40	32	19	40	19	22
Dental Hygiene Certificate	35	31	35	39	34	39	27	16	12	14
Bachelor	91	91	91	97	116	127	145	180	202	202
Master	287	289	278	303	270	279	344	350	347	337
Doctorate	74	92	75	77	83	83	105	110	99	108
Professional	270	252	265	241	276	245	250	250	269	275
<b>Grand Total</b>	<b>787</b>	<b>789</b>	<b>779</b>	<b>790</b>	<b>819</b>	<b>805</b>	<b>890</b>	<b>946</b>	<b>948</b>	<b>958</b>

## 2b Degrees Conferred by Level and Ethnicity 2003-2007

Source

Percentage totals may not equal 100 due to rounding.

Robert Jenkins  
Office of the Registrar

School	Ethnicity per degree conferred									
	Degrees conferred as of August 31	Total	Asian %	Black %	Foreign %	Hispanic %	Am Indian %	White %	Unident %	
<b>Dental Branch</b>										
Certificates										
Fall 2003	71	8 11%	3 4%	6 8%	6 8%			48 68%		
Fall 2004	46	3 7%	5 11%	5 11%	8 17%			25 54%		
Fall 2005	56	14 25%		5 9%	8 14%			28 50%	1 2%	
Fall 2006	31	11 35%	1 3%		1 3%			18 58%		
Fall 2007	36	9 28%		4 11%	3 8%			18 50%	2 6%	
<b>Bachelor Degrees</b>										
Fall 2004	10	1 10%	0 0%	0 0%	2 20%	0 0%		7 70%		
Fall 2005	22	3 14%			4 18%	1 5%		14 64%		
Fall 2006	35	2 6%	1 3%		7 20%			25 71%		
Fall 2007	36	9 25%	2 6%		6 17%			19 53%		
<b>Master Degrees</b>										
Fall 2003	71	8 11%	3 4%	6 8%	6 8%			48 68%		
Fall 2004	46	3 7%	5 11%	5 11%	8 17%			25 54%		
Fall 2005	22	4 18%		4 18%	1 5%			13 59%		
Fall 2006	12	3 25%	1 8%					8 67%		
Fall 2007	16	3 19%		1 6%	1 6%			10 63%	1 6%	
<b>Professional Degrees</b>										
Fall 2003	59	18 31%	4 7%		1 2%			36 61%		
Fall 2004	59	19 32%	3 5%		3 5%			33 56%	1 2%	
Fall 2005	65	16 25%	2 3%	1 2%	12 18%	1 2%		33 51%		
Fall 2006	64	17 27%		1 2%	11 17%			34 53%	1 2%	
Fall 2007	60	13 22%	3 5%	1 2%	9 15%			34 57%		
<b>Graduate School of Biomedical Sciences</b>										
<b>Master Degrees</b>										
Fall 2003	33	3 9%	2 6%	3 9%	3 9%			22 67%		
Fall 2004	24	4 17%		3 13%	2 8%			13 54%	2 8%	
Fall 2005	25	1 4%	1 4%	3 12%	3 12%			17 68%		
Fall 2006	34	1 3%	2 6%	5 15%	5 15%	1 3%		19 56%	1 3%	
Fall 2007	37	2 5%	2 5%	6 16%	2 5%			28 68%		
<b>Doctoral Degrees</b>										
Fall 2003	53	5 9%	2 4%	22 42%	3 6%			21 40%		
Fall 2004	53	7 13%		15 28%	3 6%			28 53%		
Fall 2005	59	10 17%		21 36%	2 3%			26 44%		
Fall 2006	62	8 13%		15 24%	4 6%			35 56%		
Fall 2007	57	8 14%		22 39%	4 7%			22 40%		
<b>School of Health Information Sciences</b>										
<b>Master Degrees</b>										
Fall 2003	8	3 38%		2 25%	1 13%			2 25%		
Fall 2004	23	7 30%		10 43%	1 4%			5 22%		
Fall 2005	18	2 11%	2 11%	8 44%		1 6%		5 28%		
Fall 2006	11	2 18%	1 9%	3 27%				5 45%		
Fall 2007	10	3 30%		5 50%				2 20%		
<b>Doctoral Degrees</b>										
Fall 2003	1							1 100%		
Fall 2004	2			1 50%				1 50%		
Fall 2006 (note: there were 0 in 2005)	3			2 67%				1 33%		
Fall 2007	1	1 100%								



School		Ethnicity per degree conferred													
Degrees conferred as of August 31	Total	Asian	%	Black	%	Foreign	%	Hispanic	%	AmIndian	%	White	%	Unident	%
<b>Medical School</b>															
<b>Professional Degrees</b>															
Fall 2003	185	27	15%	4	4%			14	8%			140	76%		
Fall 2004	191	22	12%	3	2%			18	9%			148	77%		
Fall 2005	185	14	8%	9	5%	1	1%	25	14%	2	1%	130	7%	4	2%
Fall 2006	205	23	11%	4	2%			30	15%			142	69%	6	3%
Fall 2007	215	31	14%	3	1%			27	13%	1	<1%	150	70%	3	1%
<b>Master Degrees</b>															
Fall 2003	1					1	100%								
Fall 2004	3					1	33%					2	67%		
Fall 2005	3					1	33%					2	67%		
Fall 2006	2											2	100%		
Fall 2007	3	2	67%					1	33%						
<b>School of Nursing</b>															
<b>Bachelor Degrees</b>															
Fall 2003	127	10	8%	16	13%	1	1%	17	13%			83	65%		
Fall 2004	135	17	13%	20	15%	2	1%	14	10%			80	59%	2	1%
Fall 2005	158	24	15%	15	9%	2	1%	23	15%	1	1%	93	59%		
Fall 2006	167	27	16%	14	8%	3	2%	22	13%			100	60%	1	1%
Fall 2007	166	22	13%	14	8%	5	3%	29	17%	1	1%	95	57%		
<b>Master Degrees</b>															
Fall 2003	105	7	7%	7	7%			9	9%	1	1%	81	77%		
Fall 2004	108	7	6%	6	6%			8	7%	1	1%	86	80%		
Fall 2005	124	11	9%	7	6%	1	3%	9	7%	1	1%	92	74%		
Fall 2006	113	15	13%	6	5%			6	5%	1	1%	82	73%	3	3%
Fall 2007	137	17	12%	12	9%			12	9%	1	1%	92	67%	3	2%
<b>Doctoral Degrees</b>															
Fall 2003 (note: there were 0 in 2002)	1											1	100%		
Fall 2004	6		17%					2	33%			3	50%		
Fall 2005	9	1	11%					1	11%			7	78%		
Fall 2006	2			1	50%							1	50%		
Fall 2007	4											4	100%		
<b>School of Public Health</b>															
<b>Master Degrees</b>															
Fall 2003	119	19	16%	6	5%	15	13%	19	16%			56	47%	4	3%
Fall 2004	169	22	13%	16	9%	28	17%	25	15%			77	46%	1	1%
Fall 2005	158	25	16%	10	6%	26	16%	28	18%			65	14%	4	3%
Fall 2006	175	19	11%	8	5%	23	13%	30	17%			89	51%	6	3%
Fall 2007	134	14	10%	15	11%	22	16%	28	21%			51	38%	4	3%
<b>Doctoral Degrees</b>															
Fall 2003	28	6	21%	4	14%	5	18%	1	4%			12	43%		
Fall 2004	44	3	7%	2	5%	7	16%	2	5%			30	68%		
Fall 2005	42		21%	6	14%	12	29%	1	2%	1	2%	12	29%	1	2%
Fall 2006	32	1	3%	3	9%	6	19%	5	16%			15	47%	2	6%
Fall 2007	46	3	7%	6	13%	10	22%	5	11%			22	48%		
<b>UTHSC-H Total</b>															
Fall 2003	805	108	13%	48	6%	57	7%	74	9%	1	<1%	513	64%	4	<1%
Fall 2004	890	115	13%	55	6%	77	9%	90	10%	1	<1%	546	61%	6	1%
Fall 2005	946	134	14%	52	5%	88	9%	117	12%	8	1%	537	57%	10	1%
Fall 2006	948	129	14%	42	4%	58	6%	121	13%	2	<1%	576	61%	20	2%



Fall 2007	<b>958</b>	137 14%	57 6%	76 8%	127 13%	3 <1%	545 57%	13 1%
-----------	------------	---------	-------	-------	---------	-------	---------	-------

## 2b Degrees Conferred by Academic Program 2007

Source

Robert Jenkins  
Office of the Registrar

Totals include degrees awarded between September 1, 2006 and August 31, 2007.

Students enrolled simultaneously in two programs (i.e., MD/PhD program) are counted in only the program for which they have received their degree or certificate.

Schools do not confer all degrees/certificates.

School													
Degrees Conferred Fiscal Year 2007 (Academic Year 2006)													
Academic Program	Total	Undrgrd Certif	Postgrd Certif	BS	BSN	MPH	MS	MSN	MD	DDS	DSN	DrPH	PhD
<b>DentalBranch</b>													
DentalHygiene	50	14		36									
Dental Education	60									60			
Advanced Education													
<i>Dental Public Health</i>													
Endodontics	4		2				2						
General Practice	0												
Oral & Maxillofacial Surgery	5		5										
Oral & Maxillofacial Pathology	0												
Orthodontics&Dentofacial Orthopedics	13		7				6						
Pediatric Dentistry	10		5				5						
Periodontics	4		2				2						
Prosthodontics	2		1				1						
<b>DB Total</b>	<b>148</b>	<b>14</b>	<b>22</b>	<b>36</b>	<b>0</b>	<b>0</b>	<b>16</b>	<b>0</b>	<b>0</b>	<b>60</b>	<b>0</b>	<b>0</b>	<b>0</b>
<b>GSBS</b>													
Anatomy	0												
Biochemistry	5						1						4
Biomathematics	2												2
Biomedical Sciences	0												
Biophysics	0												
Cancer Biology	18						8						10
CellBiology	5						1						4
Environmental and Molecular Carcinogenesis	0												
GenesandDevelopment	13						1						12
Genetic Counseling	6						6						
Human Genetics	7						2						5
Immunology	4						1						3
IntegrativeBiology	1												1
Medical Physics	7						3						4
Microbiology	2						1						1
MolecularBiology	6						3						3
Molecular Carcinogenesis	3						1						2
Molecular Genetics	1												1
Molecular Pathology	1												1
Neuroscience	6						5						1
NuclearMedicine	0												
Nutrition	0												
Pharmacology	2						1						1
Physiology	1												1
Radiation Biology	0												
Regulatory Biology	0												
Reproductive Biology	2						2						
Sensory Sciences	0												
Toxicology	1						1						
TumorBiology	0												
Virology	1												1
<b>GSBS Total</b>	<b>94</b>	<b>0</b>	<b>0</b>	<b>0</b>	<b>0</b>	<b>0</b>	<b>37</b>	<b>0</b>	<b>0</b>	<b>0</b>	<b>0</b>	<b>0</b>	<b>57</b>

School														Degrees Conferred Fiscal Year 2007 (Academic Year 2006)													
Academic Program	Total	Undrgrd Certif	Postgrd Certif	BS	BSN	MPH	MS	MSN	MD	DDS	DSN	DrPH	PhD														
<b>School of Health Information Sciences</b>																											
Health Informatics	11						10						1														
<b>Medical School</b>																											
Clinical Research	3						3																				
Medicine	215								215																		
<b>MS Total</b>	<b>218</b>	<b>0</b>	<b>0</b>	<b>0</b>	<b>0</b>	<b>0</b>	<b>3</b>	<b>0</b>	<b>215</b>	<b>0</b>	<b>0</b>	<b>0</b>	<b>0</b>														
<b>School of Nursing</b>																											
Nursing-Generic	116	116																									
Nursing/RN and Accelerated	50	50																									
Nursing-Doctoral Graduates	4										4																
Nursing-Masters Graduates																											
<i>Acute Care</i>	9							9																			
<i>Administration/Leadership</i>	6							6																			
<i>Adult Nurse Practitioner</i>	11							11																			
<i>Emergency Nursing</i>	15							15																			
<i>Family Nurse Practitioner</i>	9							9																			
<i>Gerontological Nursing</i>	6							6																			
<i>Neonatal</i>	5							5																			
<i>Nurse Anesthesia</i>	14							14																			
<i>Nurse Anesthesia (San Antonio)</i>	36							36																			
<i>Oncological Nursing</i>	1							1																			
<i>Pediatrics</i>	11							11																			
<i>Psychiatric Nursing</i>	7							7																			
<i>Women's Health</i>	7							7																			
<b>SON Total</b>	<b>307</b>	<b>0</b>	<b>0</b>	<b>0</b>	<b>166</b>	<b>0</b>	<b>0</b>	<b>137</b>	<b>0</b>	<b>0</b>	<b>4</b>	<b>0</b>	<b>0</b>														
<b>School of Public Health</b>																											
Behavioral Sciences	6												6														
Biological Sciences	3						2						1														
Biometry	12						6						6														
Community Health Practice	7					7																					
Disease Control	19					15						4															
Environmental Sciences	3												3														
Epidemiology	23					4	7						12														
Health Promotion/Education	31					26						5															
Health Service Organization	14					12						2															
International/Family Health	12					9						3															
Management and Policy Sciences	2												2														
Occupational/Environmental	9					7						2															
<b>Regional Campus Programs</b>																											
<i>Brownsville</i>	3						3																				
<i>Dallas</i>	13						13																				
<i>El Paso</i>	6						6																				
<i>San Antonio</i>	17						17																				
<b>SPH Total</b>	<b>180</b>	<b>0</b>	<b>0</b>	<b>0</b>	<b>0</b>	<b>119</b>	<b>15</b>	<b>0</b>	<b>0</b>	<b>0</b>	<b>0</b>	<b>16</b>	<b>30</b>														

## 2b Profile of Medical School Residents July 2007

Source

April A. Bass  
Medical School

Reflects the number of residents in ACGME-accredited programs as of July 1, 2007, per the Texas Higher Education Coordinating Board definition.

Discipline	Total	Gender		Ethnicity July 2007					
		Male	Female	White	Black	Hispanic	Asian	Am Indian	Unider/oth
Adolescent Medicine	1	0	1	0	0	0	1	0	0
Anesthesiology	79	46	33	42	9	5	22	0	1
Cardiovascular Disease	18	16	2	6	1	2	9	0	0
Child & Adolescent Psychiatry	7	2	5	3	1	1	2	0	0
Child Neurology	3	1	2	2	1	0	0	0	0
Clinical Cardiac Electrophysiology	3	2	1	1	0	0	2	0	0
Clinical Neurophysiology	5	2	3	1	0	2	2	0	0
Colon & Rectal Surgery	4	4	0	2	0	1	1	0	0
Critical Care Anesthesia	1	1	0	0	0	0	1	0	0
Dermatology	15	3	12	9	0	2	4	0	0
Dermatopathology	1	1	0	1	0	0	0	0	0
Diagnostic Radiology	49	34	15	24	1	3	20	0	1
Emergency Medicine	29	17	12	20	2	2	8	0	0
Endocrinology, Diabetes & Metabolism	2	0	2	0	0	0	2	0	0
Family Practice	38	13	25	7	7	8	16	0	0
Gastroenterology	10	8	2	5	1	0	4	0	0
General Surgery	40	28	12	23	3	3	10	1	0
Infectious Diseases	12	7	5	5	1	4	2	0	0
Internal Medicine	127	81	46	40	7	15	65	0	0
Internal Medicine/Pediatrics	22	9	13	8	3	4	7	0	0
Interventional Cardiology	3	3	0	2	0	0	1	0	0
Medical Genetics	1	0	1	0	1	0	0	0	0
Neonatal/Perinatal Medicine	6	1	5	2	0	2	2	0	0
Nephrology	12	6	6	4	2	0	6	0	0
Neurology	17	7	10	6	1	1	8	0	1
Neuroradiology	2	2	0	0	0	0	2	0	0
Obstetrics & Gynecology I.R. Hospital	21	3	18	6	0	5	1	0	0
Obstetrics & Gynecology Memorial Hermann	25	7	18	20	1	1	3	0	0
Occupational Medicine	4	2	2	1	1	0	2	0	0
Ophthalmology	10	6	4	3	0	3	4	0	0
Orthopaedic Surgery	15	13	2	14	1	0	0	0	0
Otolaryngology	7	5	2	6	0	1	0	0	0
Pathology	27	8	19	11	2	5	9	0	0
Pediatric Critical Care Medicine	3	3	0	2	0	1	0	0	0
Pediatric Endocrinology	3	2	1	2	0	1	0	0	0
Pediatric Infectious Diseases	2	0	2	0	0	1	1	0	0
Pediatric Nephrology	4	1	3	1	0	2	1	0	0
Pediatric Pulmonology	3	2	1	1	0	1	1	0	0
Pediatric Surgery	3	2	1	2	1	0	0	0	0
Pediatrics	69	24	45	28	11	11	19	0	0
Pediatrics/Medical Genetics	4	4	0	3	0	0	1	0	0
Physical Medicine & Rehabilitation	12	7	5	6	0	1	5	0	0
Plastic & Reconstructive Surgery	4	4	0	3	0	0	1	0	0
Psychiatry	31	11	20	14	4	3	10	0	0
Pulmonary Disease & Critical Care Medicine	10	6	4	2	0	4	4	0	0
Rheumatology	6	1	5	3	0	0	3	0	0
Spinal Cord Injury Medicine	1	0	1	0	1	0	0	0	0
Surgical Critical Care	2	1	1	2	0	0	0	0	0
Transitional	12	4	8	7	1	0	3	0	1
Urology	11	7	4	3	0	0	7	0	1
Vascular Neurology	1	0	1	0	0	0	1	0	0
Vascular Surgery	2	2	0	0	0	0	2	0	0
<b>Grand Total</b>	<b>797</b>	<b>408</b>	<b>382</b>	<b>352</b>	<b>73</b>	<b>95</b>	<b>271</b>	<b>1</b>	<b>5</b>

# Medical School Graduating Class Specialty Choices 2007

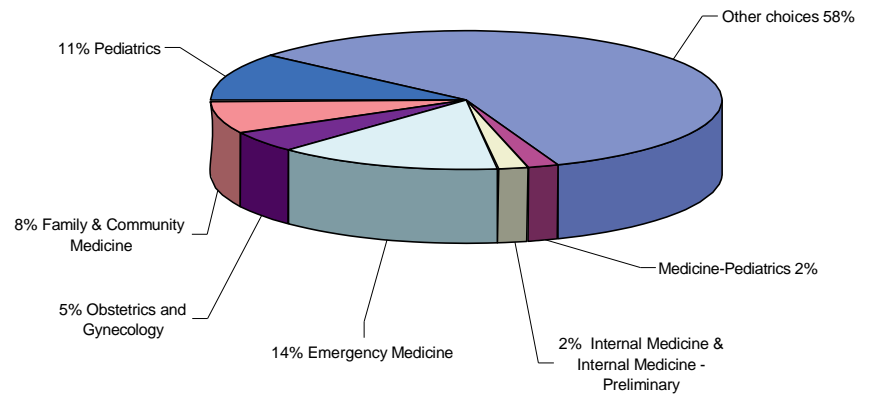
Source  
Patricia Caver  
Medical School

The students who completed their MD degrees at UTHSC-H received residency training positions in the specialty areas indicated; of the 218 graduates in May 2007 91 (42%) chose a primary care specialty.

a Students who are already matched to a PGY-2 position are counted with that specialty and not with the specialty represented by their PGY-1 position.

Note: Numbers may not add due to rounding.

Specialty		Graduates 2007	
	Number	Percentage	
Internal Medicine	30	14.0%	
Pediatrics	24	11.0%	
Anesthesiology	22	10.0%	
Family & Community Medicine	18	8.0%	
Psychiatry	16	7.0%	
Surgery	15	6.5%	
Emergency Medicine	13	6.0%	
Orthopaedic Surgeon	12	5.5%	
Obstetrics/Gynecology	11	5.0%	
Diagnostic Radiology	8	4.0%	
Pathology	8	4.0%	
Deferred <sup>a</sup>	7	3.0%	
Internal Medicine - Pediatrics	4	2.0%	
Internal Medicine - Preliminary	4	2.0%	
Surgery - Preliminary	4	2.0%	
Dermatology	3	1.0%	
Ophthalmology	3	1.0%	
Translational	3	1.0%	
Oral/Maxillofacial Surgery	2	1.0%	
Otolaryngology	2	1.0%	
Physical Medicine/Rehabilitation	2	1.0%	
Urology	2	1.0%	
Child Neurology	1	0.5%	
Neurology	1	0.5%	
Plastic Surgery	1	0.5%	
Psychiatry/Child Psychiatry	1	0.5%	
Radiation Oncology	1	0.5%	
<b>Grand Total</b>	<b>218</b>	<b>99.4%</b>	



## 2b Dental Branch Residents/Postgraduate Students 2007

Source  
Phil Pierpont  
Dental Branch

Note: Oral & Maxillofacial Surgery residents are not included in the Dental Branch's Texas Higher Education Coordinating Board-certified enrollment count (see on page 76) as they do not register in courses or pay tuition.

Discipline	Total	Gender		Ethnicity Fall 2007						
		Male	Female	White	Black	Hispanic	Asian	Am Indian	Foreign	Other
Endodontics	6	4	2	4			2			
General Dentistry (GPR)	5	4	1	2	1		2			
General Dentistry (AEGD)	7	2	5	3	1	1	2			
Oral and Maxillofacial Surgery	27	24	3	23		1	3			
Orthodontics and Dentofacial Orthopedics	14	8	6	9		2	3			
Pediatric Dentistry	11	4	7	4	1	1	5			
Periodontics	11	5	6	6			5			
Prosthodontics	10	5	5	3		4	3			
<b>Grand Total</b>	<b>91</b>	<b>56</b>	<b>35</b>	<b>54</b>	<b>3</b>	<b>9</b>	<b>25</b>	<b>0</b>	<b>0</b>	<b>0</b>

The UTHSC-H Postgraduate School of Dentistry is composed of three types of students: postgraduate, graduate, and resident.

A postgraduate student is a dentist registering and paying tuition and fees for courses leading to a certificate in advanced general dentistry or a dental specialty area.

A graduate student is a dentist registering and paying tuition and fees for courses leading to a master of science degree and a certificate in advanced general dentistry or a dental specialty area.

A resident is a dentist who receives training in a specialty area, is paid a stipend, and who receives a certificate of completion. Residents do not register in courses, nor do they pay tuition.

# Student Financial Aid Profile 1998-2007

Source  
James Fore  
Office of Student Financial Services  
Award information is given by academic year  
(i.e., 2007 = Fall 2006 through Summer 2007).

- a June 30, 1993, the Department of Education initiated a new default rate calculation for the Perkins Loan Program. The new default rate calculation, called the Cohort Default Rate, looks at borrowers entering repayment in a specific one-year period. As of June 30, 2007, the Cohort Default Rate for the Perkins Loan Program was 2.63% for the Year Ending June 30, 2007.
- b Principal and interest, investment income and late fees.
- c As of June 30, 2007 overall default rates.
- d Previously reported 2005 figures revised.

Category	Profile per fiscal year									
Awards	1998	1999	2000	2001	2002	2003	2004	2005	2006	2007
<b>Federal Grant Awards</b>										
NDSLSP – Perkins <sup>a, d</sup>	\$127,600	\$111,491	\$81,683	\$79,840	\$75,677	\$75,677	\$75,776			
HPSLP – Dental		23,147	11,718		163,805					
HPSLP – Medical	72,770			6,662						
Nursing SLP – undergraduate										
Nursing SLP – graduate	3,736	4,097	1,033	4,140			18,931	18,931		
LDS – Dental					2,390					
LDS – Medical				16,993	13,060	18,348				172,638
<b>Federal Grant Total</b>	<b>\$204,106</b>	<b>\$138,735</b>	<b>\$94,434</b>	<b>\$107,635</b>	<b>\$254,932</b>	<b>\$94,025</b>	<b>\$94,707</b>	<b>\$18,931</b>	<b>\$0</b>	<b>\$172,638</b>

<b>Institutional Matching</b>										
NDSLSP – Perkins <sup>a, d</sup>	\$42,534	\$37,164	\$27,228	\$26,614	\$25,226	\$25,226	\$25,226			
HPSLP – Dental		2,572	1,302		18,201					
HPSLP – Medical	8,086			741						
Nursing SLP – undergraduate										
Nursing SLP – graduate	416	456	115	460			2,104	2,104		
LDS – Dental					266					
LDS – Medical				1,889	1,452	2,039				19,182
<b>Institutional Matching Total</b>	<b>\$51,036</b>	<b>\$40,192</b>	<b>\$28,645</b>	<b>\$29,704</b>	<b>\$45,145</b>	<b>\$27,265</b>	<b>\$27,330</b>	<b>\$2,104</b>	<b>\$0</b>	<b>\$19,182</b>

<b>Collections<sup>b</sup></b>										
NDSLSP – Perkins <sup>a, d</sup>	\$506,585	\$520,013	\$524,103	\$395,647	\$708,325	\$1,143,862	\$915,865	\$997,999	1,344,652	866,470
HPSLP – Dental <sup>d</sup>	120,297	109,927	119,820	242,194	126,723	110,476	42,111	807,665	811,625	361,652
HPSLP – Medical <sup>d</sup>	263,627	262,317	321,505	63,489	639,281	620,096	475,294			
Nursing SLP – undergraduate <sup>d</sup>	40,480	36,181	26,280	17,604	22,099	18,526	10,465	4,818	6,979	6,733
Nursing SLP – graduate <sup>d</sup>	6,479	7,867	21,537	(5,257)	21,452	11,659	(4,027)	24,992	33,825	15,492
LDS - Dental <sup>d</sup>								74,687	107,511	21,820
LDS - Medical <sup>d</sup>								75,074	114,514	62,458
NFLP <sup>d</sup>								16	520	1,934
<b>Collections Total</b>	<b>\$937,468</b>	<b>\$936,305</b>	<b>\$1,013,245</b>	<b>\$713,677</b>	<b>\$1,517,880</b>	<b>\$1,904,619</b>	<b>\$1,439,708</b>	<b>\$1,985,252</b>	<b>\$2,419,626</b>	<b>\$1,336,559</b>
<b>Total Available in Federal Loan Funds</b>	<b>\$1,192,610</b>	<b>\$1,115,232</b>	<b>\$1,136,324</b>	<b>\$851,016</b>	<b>\$1,817,957</b>	<b>\$2,025,909</b>	<b>\$1,561,745</b>	<b>\$2,006,287</b>	<b>\$2,419,626</b>	<b>\$1,528,379</b>

<b>Default Rates<sup>c</sup></b>										
NDSLSP – Perkins <sup>a</sup>	4.76%	2.37%	7.69%	1.96%	2.93%	2.97%	1.12%	1.41%	1.38%	1.38%
HPSLP – Dental	2.51%	3.03%	2.77%	2.99%	1.44%	1.10%	0.81%	1.08%	1.02%	0.87%
HPSLP – Medical	2.48%	3.48%	3.86%	3.07%	2.86%	0.61%	0.39%	1.65%	0.25%	0.77%
Nursing SLP – undergraduate	7.49%	6.71%	6.82%	7.53%	6.24%	5.16%	4.68%	4.25%	3.81%	3.98%
Nursing SLP – graduate		4.07%	4.07%	5.36%	3.73%	1.62%	1.45%	2.94%	1.11%	2.40%
LDS - Dental										1.16%
LDS - Medical										0.96%

### Legend of Award Abbreviations

- NDSLSP National Direct Student Loan Program
- LDS Loan for Disadvantaged Student
- UG Undergraduate
- HPSLP Health Professions Student Loan Program
- SLP Student Loan Program
- GSLP Guaranteed Student Loan Program





## 2b Total Student Financial Aid Awards by School 1998-2007

Source

James Fore

Office of Student Financial Services

a Year end adjustments made after preparation and submission of Fact Book figures.

School	Number of Students and Total Award Amount									
	1998	Award	1999	Award	2000	Award	2001	Award	2002	Award
Dental Branch	285	\$5,459,311	282	\$5,398,206	278	\$5,832,047	277	\$6,024,760	294	\$7,550,651
Graduate School of Biomedical Sciences	99	1,341,209	117	1,551,545	84	1,174,687	104	1,556,246	130	2,070,586
School of Health Information Sciences					4	46,766	7	67,707	12	85,104
Medical School	697	13,855,715	696	15,463,676	636	15,936,763	688	16,499,043	719	18,973,294
School of Nursing	176	1,874,611	186	2,137,024	226	2,705,801	242	2,810,188	268	3,248,887
School of Public Health	177	1,840,478	187	2,058,639	186	2,375,987	193	2,545,711	186	2,673,789
<b>Grand Total</b>	<b>1,434</b>	<b>\$24,371,324</b>	<b>1,468</b>	<b>\$26,609,090</b>	<b>1,414</b>	<b>\$28,072,051</b>	<b>1,511</b>	<b>\$29,503,655</b>	<b>1,609</b>	<b>\$34,602,311</b>

School	Number of Students and Total Award Amount									
	2003	Award	2004	Award	2005	Award	2006 <sup>a</sup>	Award	2007	Award
Dental Branch	327	\$8,794,162	319	\$8,819,127	324	\$9,668,470	302	\$9,964,275	325	\$11,156,328
Graduate School of Biomedical Sciences	131	2,293,640	137	2,533,083	132	2,693,296	117	2,473,559	120	2,156,501
School of Health Information Sciences	11	110,051	22	234,484	15	239,955	10	159,762	8	110,664
Medical School	738	20,827,867	718	21,529,033	721	23,228,144	729	24,506,070	724	24,736,847
School of Nursing	323	4,679,332	321	4,860,601	350	5,939,091	361	5,513,271	357	5,343,772
School of Public Health	207	3,280,479	212	3,554,429	234	4,075,863	228	3,726,788	202	3,460,205
<b>Grand Total</b>	<b>1,737</b>	<b>\$39,985,532</b>	<b>1,729</b>	<b>\$41,530,757</b>	<b>1,776</b>	<b>\$45,844,819</b>	<b>1,747</b>	<b>\$46,343,725</b>	<b>1,736</b>	<b>\$46,964,317</b>

# Student Financial Aid Awards by Major Program 1998-2007

fb | 2008

Source  
James Fore  
Office of Student Financial Services

a Year end adjustments made after preparation and submission of Fact Book figures.

Program	Awards per fiscal year									
	1998	1999	2000	2001	2002	2003	2004	2005	2006 <sup>a</sup>	2007
LDS – Dental	\$28,000	\$18,000	\$70,000	\$36,000	\$20,400	\$47,000	\$102,000	\$100,000	\$83,000	\$12,000
LDS – Medical	7,500	20,940	25,000	31,000	68,000	49,400	102,995	160,900	96,000	243,273
NDSLPL – Perkins	565,320	892,403	777,059	716,340	596,580	745,900	1,477,296	1,812,319	402,700	446,785
HPSLP – Dental	506,081	310,088	517,678	523,717	429,662	442,000	460,842	490,000	491,500	1,188,000
Nursing SLP – Graduate	9,113	9,600	19,200	9,750	11,900	32,000	37,000	24,486	24,700	25,000
Nurse Faculty Loan Program									58,077	
GSPL – Stafford	9,810,956	9,938,021	10,007,031	10,535,284	10,851,621	11,740,909	11,807,104	12,423,291	12,119,343	11,776,797
Health Education Assistance LP/Supplement LP	9,403,730	11,215,158	12,667,202	13,497,408	18,151,377	21,965,109	22,905,901	24,957,628	25,800,065	27,603,765
Institutional and other loans and scholarships	4,040,624	4,204,880	3,988,881	4,154,156	4,472,771	4,963,214	4,638,619	5,876,195	7,268,340	5,668,697
<b>Grand Total</b>	<b>\$24,371,324</b>	<b>\$26,609,090</b>	<b>\$28,072,051</b>	<b>\$29,503,655</b>	<b>\$34,602,311</b>	<b>\$39,985,532</b>	<b>\$41,531,757</b>	<b>\$45,844,819</b>	<b>\$46,343,725</b>	<b>\$46,964,317</b>

# Average Student Financial Aid Awards by School 1998-2007

Source  
James Fore  
Office of Student Financial Services

a Changed to reflect average award of all students receiving financial aid (total awards/total students receiving awards), this gives relevant information rather than simply totaling the columns.

Program	Awards per fiscal year									
	1998	1999	2000	2001	2002	2003	2004	2005	2006 <sup>a</sup>	2007
Dental Branch	\$19,155	\$19,143	\$20,979	\$21,750	\$25,682	\$26,893	\$27,646	\$29,841	\$32,994	\$34,327
Graduate School of Biomedical Sciences	13,548	13,261	13,984	14,964	15,928	17,509	18,490	20,404	21,142	17,971
School of Health Information Sciences			11,692	9,672	7,092	10,005	10,704	15,997	15,976	13,833
Medical School	19,879	22,218	25,058	23,981	26,388	28,222	29,985	32,217	33,569	34,167
School of Nursing	10,651	11,489	11,973	11,612	12,123	14,487	15,142	16,969	15,272	14,969
School of Public Health	10,398	11,009	12,774	13,190	14,375	15,848	16,766	17,418	16,346	17,130
<b>Combined Average</b>	<b>\$14,726</b>	<b>\$15,424</b>	<b>\$16,077</b>	<b>\$15,862</b>	<b>\$16,931</b>	<b>\$18,827</b>	<b>\$19,789</b>	<b>\$22,141</b>	<b>\$22,467</b>	<b>\$27,053</b>

## 2b Tuition and Fees 2007

Source  
Office of the Registrar

- a Total fees paid vary by program year.  
b UTHSC-H will waive the Health insurance fee upon proof of comparable insurance coverage.  
Tuition and fees information is per academic year (i.e., 2007 = Fall 2007 through Summer 2008) and will vary by school and program.

Level	Tuition and Fees	
	Resident	Non-Resident
<b>Undergraduate (BSN example)</b>		
Tuition – (IPEDS) 45 Hours	\$6, 20	\$19,080
Fees		
Student Service Fee	432	432
Print Fee	60	60
Lab Fee	60	60
Malpractice Insurance	15	15
Computer and Information Technology Fee	255	255
<b>Total Undergraduate (BSN)</b>	<b>\$6,942</b>	<b>\$19,902</b>
<b>Graduate</b>		
Tuition – (IPEDS) 36 Hours	\$5,256	\$17,964
Fees		
Student Service Fee	432	432
Lab Fee	15	15
Malpractice/Library	164	164
Computer and Information Technology Fee	186	186
<b>Total Graduate (SPH)</b>	<b>\$6,053</b>	<b>\$18,761</b>
<b>Medical(MD)<sup>a</sup></b>		
Tuition	\$9,775	\$22,875
Fees		
Library Resource Fee	100	100
Computer and Information Technology Fee	200	200
Library Fee	35	35
Malpractice Insurance	25	25
Microscope Fee	60	60
Student Service Fee	432	432
Technical Skills Fee	250	250
<b>Total Medical</b>	<b>\$10,877</b>	<b>\$23,977</b>
<b>Dental(DDS)<sup>a</sup></b>		
Tuition	\$11,125	\$21,925
Fees		
Instrument Kit Rental Fee	2,500	2,500
Liability Insurance	119	119
ASDA Student Activity Fee	120	120
Student Service Fee	432	432
Computer and Information Technology Fee	1,010	1,010
Library resource Fee and Pager Fee	170	170
<b>Total Dental</b>	<b>\$15,476</b>	<b>\$26, 276</b>



# Average Student Debt on Graduation 2000-2007

Source  
James Fore  
Office of Student Financial Services

a The FY 2005 MD debt total is restated from Fact Book 2006.  
b For FY 2006, only DDS and MD debt totals were available by press time.

School	Debt per Academic Year							
	2000	2001	2002	2003	2004	2005 <sup>a</sup>	2006 <sup>b</sup>	2007
<b>Dental Branch (DDS)</b>	\$72,625	\$72,385	\$70,732	\$77,156	\$88,924	\$96,260	\$130,982	\$114,128
<b>Dental Hygiene</b>	13,866	13,294	14,644	16,880	18,801	30,798		
<b>Dental Post Grad</b>	55,971	85,223	46,951	35,147	46,375	58,686		
<b>Graduate School of Biomedical Sciences</b>	34,953	33,085	28,809	28,150	36,933	37,892		
<b>School of Health Information Sciences</b>			11,034		23,804	34,900		
<b>Medical School (MD)</b>	68,057	73,975	74,723	78,989	83,635	112,163	122,364	111,834
<b>School of Nursing – Undergraduate</b>	14,079	15,429	14,419	14,002	16,210	28,886		
<b>School of Nursing – Graduate</b>	28,729	31,799	29,914	33,164	34,374	29,491		
<b>School of Public Health</b>	25,152	24,643	28,044	28,557	27,522	40,030		

## Total Graduates by School 2007

Source  
Registrar's Office

Graduates as of August 31, 2007.

School	Graduates
	<b>Total</b>
<b>Dental Branch</b> 1943 - present	<b>9,300</b>
<b>Graduate School of Biomedical Sciences</b> 1963 - present	<b>1,798</b>
<b>School of Health Information Sciences</b> 1998 - present	<b>107</b>
<b>Medical School</b> 1970 - present	<b>5,426</b>
<b>School of Allied Health Sciences</b> 1973 - 1996	<b>2,019</b>
<b>School of Nursing</b> 1972 - present	<b>6,786</b>
<b>School of Public Health</b> 1967 - present	<b>4,834</b>
<b>Grand Total</b>	<b>30,270</b>

## 2b Student InterCouncil

---

Source

Betty Vaughan  
Academic Affairs

The Student InterCouncil (SIC) is the recognized forum of student opinion and the primary vehicle for student participation in university governance. The organization comprises representatives from each of the six schools and from the minority and international student constituencies. The SIC contributes to the quality of student life by participating in the development and implementation of policies and procedures affecting students; providing funds to support special projects of individual students and other student organizations; representing student interests on external and internal committees; improving communication among the schools through the *Student News and Views* bimonthly publication; and planning and implementing activities that address the special needs of students. Each year, the SIC sponsors a fund raising event for student scholarships in each of the six schools.

---

### 2007-2008 SIC Members

#### President

Ms. Shohrae Hajbashi  
*MD/PhD Program Student: Medical School & Graduate School of Biomedical Sciences*

#### Vice President

Mr. Eric Richardson  
*School of Public Health*

#### Secretary

Mr. Zach Wright  
*Medical School*

#### Treasurer

Ms. Marcia Oliveira  
*School of Public Health, International Student Rep*

#### Historian

Ms. Audrey Ester  
*Graduate School of Biomedical Sciences*

#### Dental Branch

Mr. Justin Ramsey  
Ms. Sarah Azhar  
Mr. Nicholas Camarata

#### Graduate School of Biomedical Sciences

Ms. Kari Brewer  
Ms. Shohrae Hajibashi  
Ms. Audrey Ester

#### School of Health Information Sciences

Ms. Jillian Webb

#### Medical School

Mr. Zach Wright  
Ms. Julia Shields

#### School of Nursing

Ms. Paige Bentley  
Ms. Faith Ukanwa  
Ms. May Zhou

#### School of Public Health

Mr. Eric Richardson  
Mr. Carlos Ramos  
Mr. Satyam Nayak

#### UT System Student Advisory Council Representatives

Ms. Audrey Ester  
*Graduate School of Biomedical Sciences*  
Ms. Rose Thelus  
*School of Public Health, Minority Student Rep*  
Ms. Shohrae Hajbashi (alternate)  
*MD/PhD Program Student: Medical School & Graduate School of Biomedical Sciences*

#### International Student Representatives

Ms. Monica Sierra  
*School of Public Health*  
Ms. Yang Zhou  
*Graduate School of Biomedical Sciences*  
Ms. Marcia Oliveira  
*School of Public Health*

#### Minority Student Representatives

Ms. Rose Thelus  
*School of Public Health*  
Ms. Charmaine Wilson  
*Graduate School of Biomedical Sciences*

#### Immediate Past President

Ms. Shannan Kilpatrick  
*Graduate School of Biomedical Sciences*

#### Ex Officio

None

# International Programs 2007

## Sources

Hui-Ming Chang, MD, MPH  
University Administration

For more information on the Office of International Programs, please contact Dr. Hui-Ming Chang, Vice President for International Programs & Special Advisor to the President at 713 500 3559.

## Bringing UTHSC-H to the World – Bringing the World to UTHSC-H

In June 2001, the Office of International Programs was created to further the collaboration with health and educational institutions in other countries by facilitating international connections. The office serves as a central conduit by forming agreements with other institutions worldwide.

The Office of International Programs gathers and disseminates information about current international connections while encouraging faculty, research fellows, and students to form exchanges. By collaborating with health care institutions throughout the world, the office is bringing the world to UTHSC-H and bringing UTHSC-H to the world.

## Agreements of Cooperation

The Office of International Programs acts as a liaison between the Health Science Center and worldwide health care and educational institutions. We encourage faculty, research fellows and students to form an exchange outside of their home institution. Below is a list of agreements between the Health Science Center and our worldwide affiliates.

Country	Name of University/Institution
<b>Albania</b>	University of Tirana
<b>Belarus</b>	Grodno State Medical University
<b>Brazil</b>	Federal University of Bahia
<b>Chile</b>	University of Chile, The School of Medicine University of Valparaiso
<b>Colombia</b>	Pontificia University Javeriana Universidad del Norte
<b>Costa Rica</b>	Universidad Nacional de Costa Rica
<b>Czech</b>	Charles University, 1st Medical Faculty
<b>Egypt</b>	Ain Shams University of Cairo
<b>Finland</b>	University of Turku
<b>Georgia</b>	Tbilisi State University
<b>Hungary</b>	University of Debrecen
<b>India</b>	Amrita Institute of Medical Sciences Rajiv Gandhi College of Engineering at
<b>Israel</b>	Tel Aviv University The Hebrew University of Jerusalem
<b>Italy</b>	University of Modena and Reggio Emilia
<b>Japan</b>	Gunma University Hiroshima Univ, Graduate School of Health Hokkaido University Kanagawa Dental College Kyoto University, The Graduate School of Medicine The Faculty of Medicine Nagoya University The University of Tokushima Tokyo Dental College Tokyo Women's Medical University University of Fukui, The Graduate School of Sciences and The Faculty of Medical Sciences Yamaguchi University, School of Medicine
<b>Korea</b>	Hanyang University Medical School Seoul National University Medical School Sogang University, Department of Life Science
<b>Lebanon</b>	The University of Balamand, Faculty of Medicine
<b>Mexico</b>	Monterrey Institute of Technology & Higher Universidad Autonoma de Guadalajara Universidad Autonoma de Nuevo Leon Universidad Autonoma de Queretaro Universidad Autonoma de Tamaulipas Universidad Autonoma Metropolitana, Unidad Xochimilco

Country	Name of University/Institution
<b>Nicaragua</b>	Instituto Nicaragüense de Seguridad Social Universidad Nacional Autónoma de Nicaragua
<b>Pakistan</b>	Aga Khan University University of Health Sciences Lahore
<b>People's Republic of China</b>	Beijing HaiDian District Department of Health China Medical Informatics Association Hong Kong University of Science and Technology Nanjing Medical University Peking Union Medical College Peking University Shanghai Jiao Tong University, School of Medicine Soochow University, Department of Nursing Southern Medical University Taizhou City Government The First Affiliated Hospital of Soochow University Wuhan University Xi'an Jiaotong University
<b>Poland</b>	Medical University of Łódź
<b>Republic of China</b>	Chang Gung University China Medical University Fu-Jen Catholic University Taipei Medical University
<b>Sierra Leone</b>	Ministry of Health and Sanitation, Government of Sierra Leone
<b>Spain</b>	MDA Holding Spain, S.A. Universitat Pompeu Fabra University of Lleida
<b>Thailand</b>	Chiang Mai University Mahidol University, Faculty of Tropical Medicine Prince of Songkla University
<b>The</b>	Maastricht University
<b>Turkey</b>	Selcuk University
<b>Ukraine</b>	Ukrainian State Medical University
<b>United</b>	Richmond, The American International Univ in University of London King's College
<b>Vietnam</b>	Ngoc Tam University Vietnam Education Foundation Fellowship Program

---

### International Programs Award 2007

The International Programs Award was established in 2005 by means of a benefactor's generous donation in the desire to encourage academic projects that promote exchanges of health sciences on a global perspective. Award selection is conducted by a committee of faculty from all six schools of UTHSC-H. While this year's projects varied in subject, they all shared the common goal of international collaboration between various constituencies of UTHSC-H and academic institutions of higher learning throughout the world.

#### Faculty and Country of Project

- Anil D. Kulkarni, MSc, PhD, Professor of Surgery, Medical School, *New Zealand*
- Teng-Yuan (Erica) Yu, PhD, RN, ARNP, Assistant Professor, Coordinator for Simulation Laboratory, School of Nursing, *Taiwan*
- Shreela Sharma, PhD, RD, LD, Assistant Professor of Epidemiology, School of Public Health, *India*
- Chung How Kau, BDS, MScD, MBA, PhD, MOrth, FFD, FDS, FAMS, Associate Professor of Orthodontics and Director of the Imaging Facility, Dental Branch, *United Kingdom*
- Xiaodong Zhou, MD, MS, Associate Professor of Medicine, Director of Research Laboratory for Rheumatology and Clinical Immunogenetics, Medical School, *China*
- Nuria Homedes, MD, DrPH, Associate Professor of Management, Policy and Community Health, School of Public Health, *Latin America*
- Rolf O. Montalvo, MD, Assistant Professor of Family and Community Medicine, Medical School, *Ecuador*

#### Students and Country of Project

- Ha Thi Thu Phan, MD, MPH, School of Public Health, *Vietnam*
  - Ramona Finnie, MPH, CHES, School of Public Health, *South Africa*
  - Scott Tolan, Medical School, *Multinational*
- 

#### Fulbright Scholar Dr. Shawn Gibbs from UT-SPH visits Egypt

Shawn Gibbs, PhD, Assistant Professor, Environmental and Occupational Health Sciences, UT-SPH El Paso, visited Egypt for 5 months to conduct research on assessing and modeling of the potential public health impact of rural and urban residential indoor bioaerosols. Dr. Gibbs and his team received an award from the Fulbright Scholar All Disciplines Collaborative Research Program to establish a practical means of estimating the normal microbial level in cramped living conditions in Cairo.

---

#### Costa Rica, Nicaragua, Colombia, Mexico, Venezuela

##### *NIH Supported Training Programs in Occupational and Environmental Health*

Formalized by Agreements of Cooperation from UTHSC-H and supported by training grants from the NIH Fogarty International Center, Sarah Felknor, DrPH, Associate Professor and Director, Southwest Center for Occupational and Environmental Health and George P. Delclos, MD, Professor and Director, Division of Environmental and Occupational Health of UT-SPH, lead academic degree training in occupational and environmental health in Costa Rica, Nicaragua, and Colombia. In-country training in short courses, pilot research project mentoring and supervision is also offered in Mexico and Venezuela. Additional UT faculty, fellows and international trainees who have participated in the projects include: Arch I. Carson, MD, Assistant Professor of Occupational Medicine, UT-SPH, Dr. David Gimeno, former post-doctoral fellow, Tonatiuh Barrientos, doctoral trainee, Dr. Carmen Madriz, graduated doctoral trainee, and Dr. Leonardo Quintana, former doctoral trainee.

---

#### Mexico

##### *UTHSC-H Medical Students visit Universidad Autonoma de Guadalajara*

Since 1975, Herbert L. DuPont, MD, Professor, Director of the Center for Infectious Diseases, UT-SPH, has conducted research in Mexico and now has several centers for research in Guadalajara and other cities in Mexico. In 2007, 10 medical students studied in Guadalajara and since 1980 nearly 160 students have taken this clinical/research elective with Drs. DuPont and Pablo C. Okhuysen, Director, Infectious Diseases Fellowship Program Director, University Clinical Research Center, UT-MS. The research is focused on causes, preventions, and treatment of traveler's diarrhea.

---

#### France

##### *Inserm (French National Institute of Health and Medical Research)*

Inserm is the only French organization entirely dedicated to research in biology, medicine, and public health working through the French Ministries of Research and Health. An Inserm delegation visited UTHSC-H on February 8, 2007. The delegation included Dr. Jean-Jacques Lawrence, Representative of Inserm in Washington, DC, Dr. Richard Salives, Deputy Manager of Inserm School, Paris, Isabelle Porteret, Head of Inserm Director's office, Paris, and from the General Consulate of France in Houston, Professor Roland Hérimo, Scientific Attaché and Romaric Fayol, Deputy Attaché. Hui-Ming Chang, MD, MPH, organized the visiting program and gave an overview of UTHSC-H, UT System and TMC. The delegation met with Drs. C. Thomas Caskey, Peter Davies, Irma Gigli, Brent R. King, Frank C. Arnett, Victoria P. Knutson, Jon R. Wiener, John H. Byrne, Dianna M. Milewicz, Karen A. Storthz, and Jiajie Zhang. The Office of International Programs hosted an open forum at the Alkek Auditorium in the School of Nursing for members of the Inserm delegation to present Inserm and Biomedical Research in France to faculty, fellows, and students at UTHSC-H and TMC institutions. In April, Director General of Inserm, Christian Bréchet, MD, PhD, sent a letter of appreciation to Hui-Ming Chang, MD, MPH



and invited UTHSC-H to a videoconference. The Office of International Programs hosted the videoconference in September 2007. Director General Christian Bréchet, Dr. Anne-Marie Laffaye, Manager of the Inserm School, Stéphane Roy, Deputy Director of the International Relations Department of Inserm, and Dr. Richard Salives met with President James T. Willerson, MD, Hui-Ming Chang, MD, MPH, George M. Stancel, PhD, Dean GSBS, Frank C. Arnett, MD, Executive Director, Center for Clinical and Translational Sciences, UT-MS, John H. Byrne, PhD, Chairman, Department of Neurology and Anatomy, UT-MS and Jiajie Zhang, PhD, Associate Dean for Research and Professor, UT-SHIS. Both sides discussed collaborations in research and education including exchanges of post-doctoral fellows, faculty, and MD, PhD students.

---

## Italy

### *Region Lombardia Delegation visits Dr. Mauro Ferrari and UTHSC-H*

A delegation from Region Lombardia, Italy visited Houston and the TMC. They were hosted by the office of Mauro Ferrari, MD, PhD, Professor and Director, Cell Signaling, The Brown Foundation Institute of Molecular Medicine for the Prevention of Human Diseases. The delegation met with President James T. Willerson, MD, C. Thomas Caskey, MD, FACP, Professor, Chief Operating Officer, Director and Chief Executive Officer of The Brown Foundation Institute of Molecular Medicine for the Prevention of Human Diseases, and Luciano Topi, President of Italy-America Chamber of Commerce of Texas.

---

## Tanzania

### *Visit of Dr. Emmanuel Nchimbi, Member of Parliament and Minister of Labor and Youth Development, Tanzanian Government*

The Honorable Dr. Emmanuel John Nchimbi visited the UT-SPH on October 18, 2006. Dr. Nchimbi is a Member of Parliament and Minister of Labor and Youth Development in the Tanzanian Government where he heads the department of youth development. Dr. Gregory Maddox, Associate Dean of the Graduate School at Texas Southern University accompanied the guest. Hui-Ming Chang, MD, MPH, gave an overview of UTHSC-H and UT System. Sheryl A. McCurdy, PhD, Assistant Professor and Mark Williams, PhD, Professor, both from the Division of Health Promotion and Behavioral Sciences at UT-SPH, presented the findings from their HIV prevention study.

---

## China

### *China Medical Informatics Association (CMIA)*

Mr. Yongqin Huang, Deputy Vice President and Ms. Lung Zhu, National Representative, Director of the Board from China Medical Informatics Association visited UT-SHIS. An Agreement of Cooperation was signed during their visit, as a first step for the collaboration between both institutions. During the visit, they discussed the details of two programs they would like to establish, which will lead to a Certificate of Completion of the Intermediate Short Course on Biomedical and Health Informatics. The first program is a 2-day short course; faculty members from UT-SHIS would go to China to teach the course. The second program is a 3-day Intermediate Short Course in which students from China would attend the course in Houston. Jack W. Smith, MD, PhD, Dean and Professor, UT-SHIS went to Beijing in March to announce the program and sign the first Program Agreement. The second Program Agreement was signed in August 2007.

---

## Japan

### *University of Tokushima*

Four students and three faculty from The University of Tokushima, Japan visited UT Dental Branch. They are part of a yearly student exchange program with the University. Amy Ridall, DDS, PhD, MS, Assistant Professor of Prosthodontics, and two dental students visited The University of Tokushima. Also, Anil Kulkarni, MSc, PhD, Professor of Surgery, UT-MS and two medical students visited The University of Tokushima in Japan under the student exchange program.

---

## Vietnam

### *Vietnamese Ministry of Education and Training: International Standard/World Class University Project*

His Excellency, Minister of Education and Training, Nhan Thien Nguyen, led a delegation from the Vietnamese Ministry of Education and Training to visit UTHSC-H. Their visit in the U.S. was organized by the Vietnam Education Foundation and the visit to UTHSC-H was hosted by George M. Stancel, PhD, Dean UT-GSBS. Hui-Ming Chang, MD, MPH, gave a welcome address; Dr. Stancel gave an overview of UTHSC-H, UT System, TMC and UT-GSBS. The delegation toured TMC, UTHSC-H and visited UT-GSBS. They attended presentations by Guy S. Parcel, PhD, Dean UT-SPH, SPH assistant deans and faculty, Jack W. Smith, MD, PhD, Dean and Professor UT-SHIS and associate deans of the UT-SHIS. Afterwards, there were break-out sessions by Richard Miller, Vice President and Chief Information Officer for Information Technology, William Weems, PhD, Assistant Vice President for Academic Technology, Laura Smith, CPA, Associate Vice President for Finance and Legislative Affairs, and Elizabeth Eaton, PhD, Executive Director, Houston Academy of Medicine-TMC Library. At closing, President James T. Willerson, MD, met with the delegation and exchanged ideas with Minister Nhan.

---

### *Vietnam Education Foundation (VEF) Annual Conference*

Dean George M. Stancel hosted the Fourth Annual VEF Fellows' Conference at the UT Graduate School of Biomedical Sciences. The National Academies invited outstanding American, Vietnamese-American and Vietnamese scientists, policy-makers, and professionals to share their knowledge and experience with VEF Fellows at the conference. In 2004, Hui-Ming Chang, MD, MPH, was invited as a member of the VEF delegation to Vietnam and started the collaboration between UTHSC-H and VEF. Dean George M. Stancel, PhD, Dean Guy S. Parcel, PhD, and former Dean R. Palmer Beasley, MD, visited Vietnam as members of VEF delegations in 2005, 2006 and 2007.

## 2c International Population 2007

Source

Rose Mary Valencia  
Office of International Affairs

The Office of International Affairs processes visa requests and provides assistance to the international populations of several Texas Medical Center institutions, including the health science center, UT M D Anderson Cancer Center, the UT Harris County Psychiatric Center and the Texas Heart Institute. The information below is based on student, faculty and staff international representation for all of these institutions collectively, as of September 21, 2007.

**Largest Student, Faculty & Staff Representation by Country**

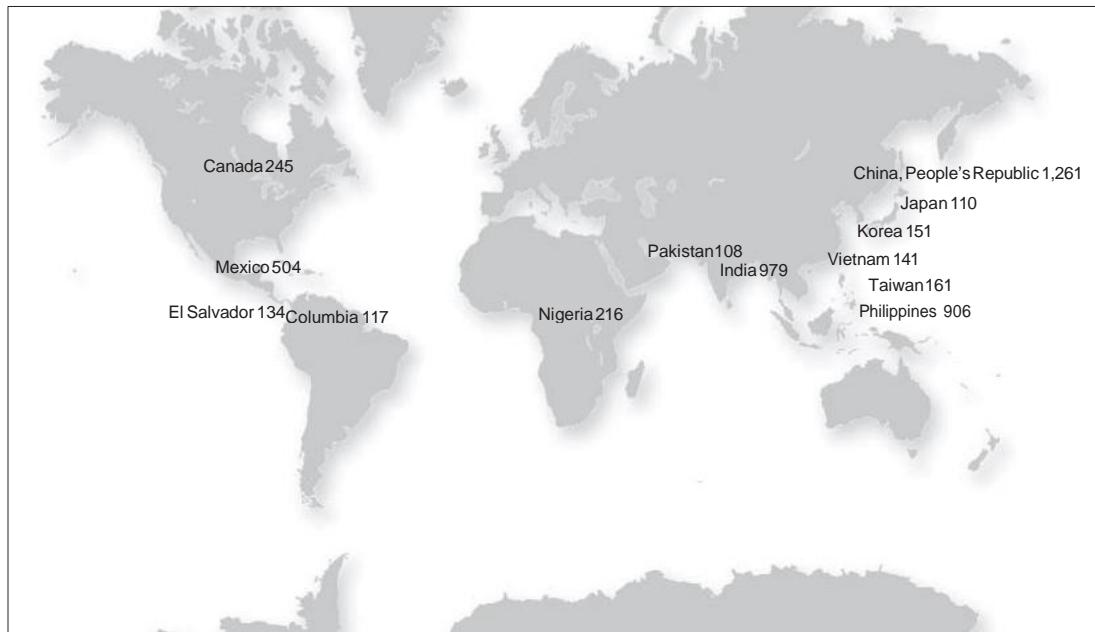
Country	Number
China, Peoples Republic	1,261
India	979
Philippines	906
Mexico	504
Canada	245
Nigeria	216
Taiwan	161
Korea	151
Vietnam	141
El Salvador	134
Columbia	117
Japan	110
Pakistan	108
<b>GrandTotal</b>	<b>5,033</b>

**Total International Population by Component**

Institution	Number
UT M D Anderson Cancer	4,829
UTHSC-H	2,057
Texas Heart Institute	13
<b>GrandTotal</b>	<b>6,899</b>

**VISA Status of the UTHSC-H International Population**

VISA Type	Number
F VISA	378
H VISA	147
J VISA	171
O Visa	2
Permanent Resident	1,311
Other	61
<b>GrandTotal</b>	<b>2,070</b>



The health science center's research enterprise continues to gain momentum in fulfilling our mission to become a leading research institution in North America. The statistics support this ideal, as shown in charts representing our research expenditures (page 100) and National Institutes of Health awards (page 107). Research expenditures have grown significantly over the past 10 years, an overall increase of 80 percent. In 2006, the NIH selected UTHSC-H as one of only twelve recipients for the inaugural Clinical and Translational Science Award. UTHSC-H's new Center for Clinical and Translational Sciences is the only NIH-funded Center in Texas.

We are home to an extensive range of experts in scientific discovery. Much research is pursued in collaboration with other faculty members in the health science center, across the Texas Medical Center and at other national and international institutions searching to solve the health care problems around the globe.

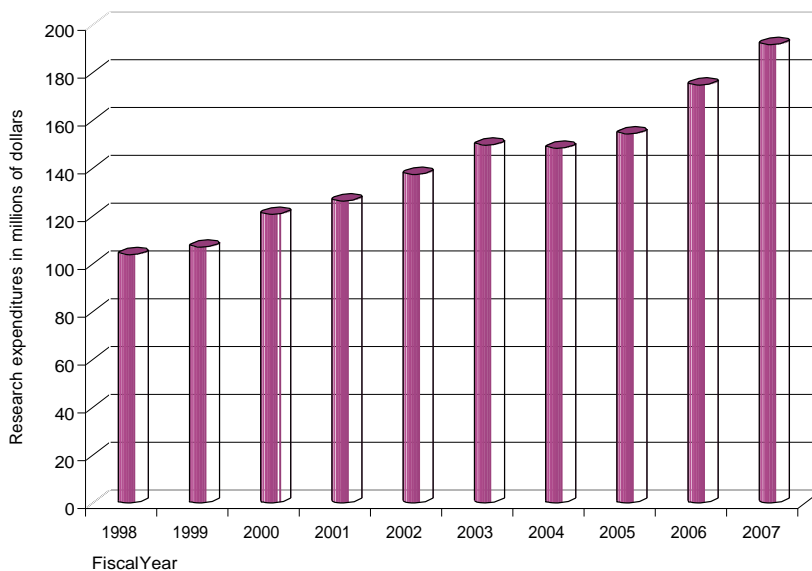
### 3 Research Expenditures by Unit 1998-2007

Source  
Kathy Jalufka  
Budget and Financial Reporting

a Includes institution-wide activities that support academic functions not specific to any one school.

These figures include direct and indirect costs, as well as appropriated and designated costs, for research expenditures only. They do not include expenditures for instruction, public service, academic support, student services, institutional support or scholarships and fellowships. Some expenditures that may have been previously reflected in University Administration or Academic Support have been reallocated to the appropriate school and thus may not reconcile to annual financial reports.

Unit	Amount per fiscal year									
	1998	1999	2000	2001	2002	2003	2004	2005	2006	2007
Dental Branch	\$1,949,722	\$1,559,890	\$1,558,030	\$1,951,129	\$2,443,297	\$2,352,155	\$1,865,410	\$1,775,186	\$1,666,643	\$1,375,730
Graduate School of Biomedical Sciences	179,374	220,459	291,269	264,091	333,840	285,212	213,040	207,861	191,526	116,378
School of Health Information Sciences	920	159,177	180,839	987,789	1,465,804	1,960,167	1,929,133	1,885,931	1,590,449	1,885,972
Medical School	63,714,758	71,896,827	77,778,442	78,557,674	86,228,713	94,999,993	95,633,230	94,636,291	108,240,647	114,794,556
School of Nursing	824,988	907,039	1,230,035	1,365,519	1,299,910	1,309,909	899,751	978,366	1,221,802	1,449,821
School of Public Health	30,554,882	26,737,982	33,145,870	36,357,421	36,864,233	36,260,400	35,390,656	39,052,780	42,282,147	38,602,836
Harris County Psychiatric Center	334,428	156,344	146,151	132,336	159,823	151,358	148,068	65,616	56,790	120,386
The Brown Foundation Institute of Molecular Medicine	3,381,044	3,747,142	3,616,572	3,539,969	4,808,637	7,599,557	6,286,088	7,596,255	8,612,307	12,565,639
Academic Support Area <sup>a</sup>	2,813,373	1,650,928	2,704,661	3,156,355	3,840,312	4,680,374	5,909,963	8,090,710	10,973,161	20,812,809
<b>Grand Total</b>	<b>\$103,753,489</b>	<b>\$107,035,788</b>	<b>\$120,651,869</b>	<b>\$126,312,283</b>	<b>\$137,444,569</b>	<b>\$149,599,125</b>	<b>\$148,275,339</b>	<b>\$154,288,996</b>	<b>\$174,835,472</b>	<b>\$191,724,126</b>



# UT Health Component Research Expenditures 2000-2006

fb | 2008

Source

a Totals reconcile with the university's Annual Financial Report.

Research Expenditures: Texas Public Universities  
and Health-related Institutions  
Texas Higher Education Coordinating Board,  
April 2006

This table shows a comparison of UT System health components' research expenditures as reported to the Texas Higher Education Coordinating Board. The health science center's expenses are strictly those designated research in the Annual Financial Report. The numbers reported in the table on the previous page include the numbers in this table plus designated funds considered by the schools to be research, minus any not considered by the schools to be research. Since the Texas Higher Education Coordinating Board's deadline for the receipt of FY 2007 data is after the press deadline for Fact Book 2008, it will appear in Fact Book 2009.

School	Amount per fiscal year							% change 2005 to 2006
	2000	2001	2002	2003	2004	2005	2006	
UTSWMC-Dallas	\$204,553,015	\$228,358,435	\$264,917,313	\$279,184,343	\$316,691,352	\$322,720,407	\$336,840,793	4.4%
UTMB-Galveston	93,869,763	102,390,824	114,536,942	136,871,560	138,451,817	149,957,462	155,036,202	3.4%
<b>UTHSC-H<sup>a</sup></b>	<b>122,914,171</b>	<b>128,161,248</b>	<b>141,437,957</b>	<b>152,926,687</b>	<b>151,030,161</b>	<b>156,519,695</b>	<b>175,153,808</b>	<b>11.9%</b>
UTHSC-San Antonio	86,074,434	102,745,941	113,060,950	119,279,555	124,912,722	134,058,535	139,778,732	4.3%
UT M D Anderson Cancer	186,130,339	211,106,936	266,213,970	282,260,250	313,916,355	341,978,679	409,679,711	19.8%
UTHC-Tyler	8,402,408	9,228,568	8,914,191	9,600,063	10,240,390	11,420,260	12,598,871	10.3%
<b>Grand Total</b>	<b>\$701,944,130</b>	<b>\$781,991,952</b>	<b>\$909,081,323</b>	<b>\$980,122,458</b>	<b>\$1,055,242,797</b>	<b>\$1,116,655,038</b>	<b>\$1,229,088,117</b>	<b>10.1%</b>

## Research Expenditures by Sponsoring Agency 2007

Source

a Includes institution-wide activities that support academic functions not specific to any one school.

Kathy Jalufka  
Budget and Financial Reporting

These figures include direct and indirect costs, as well as appropriated and designated costs, for research expenditures only. They do not include expenditures for instruction, public service, academic support, student services, institutional support or scholarships and fellowships.

Unit	Sponsoring Agency Fiscal Year 2007						
	Total	Federal	State	Local	Private	Other	Other Designated
Dental Branch	\$1,375,730	\$1,143,719			\$197,893		\$34,118
Graduate School of Biomedical Sciences	\$116,378		81,171		35,208		
School of Health Information Sciences	\$1,885,972	1,589,917			208,141		15,914
Medical School	\$114,794,556	79,756,445	11,742,260		18,001,019	3,677,984	1,616,849
School of Nursing	\$1,449,821	918,803	1,926		529,092		
School of Public Health	\$38,602,836	31,600,220	706,296	431,418	3,711,459	2,106,908	46,534
Harris County Psychiatric Center	\$120,386				120,386		
The Brown Foundation Institute of Molecular Medicine	\$12,565,639	2,716,248	136,086		3,562,052	6,151,253	
Academic Support Area <sup>a</sup>	\$20,812,809	14,153,660	156,896		560,626	5,554,196	387,431
<b>Grand Total</b>	<b>\$191,724,126</b>	<b>\$131,879,012</b>	<b>\$12,824,635</b>	<b>\$431,418</b>	<b>\$26,997,874</b>	<b>\$17,490,340</b>	<b>\$2,100,847</b>
<b>Percent of Total</b>		<b>68.8%</b>	<b>6.7%</b>	<b>0.2%</b>	<b>14.1%</b>	<b>9.1%</b>	<b>1.1%</b>

### 3 Proposals by Unit and Type 2003-2007

Source JohnnaKincaid  
Office of Sponsored Projects

a For FY2007 - Proposals are no longer included for clinical studies. Amounts are for new and renewal proposals only.

Unit										
Number of Proposals and Total Proposal Amount per fiscal year										
Proposal	2003	No.	2004	No.	2005	No.	2006	No.	2007	No.
<b>Dental Branch</b>										
Fellowship/Scholarship	\$330,874	4	\$42,400	2	\$37,400	3	\$102,000	5	\$161,566	2
Instruction	4,575,019	4	799,354	3	2,639,952	4	1,206,239	2	9,304	3
Research	16,718,953	84	19,592,685	76	8,901,216	40	11,033,744	41	10,693,453	32
Clinical Study					54,686	1	119,660	3		
Other									473,695	1
<b>DB Total</b>	<b>\$21,624,846</b>	<b>92</b>	<b>\$20,450,026</b>	<b>83</b>	<b>\$11,633,254</b>	<b>48</b>	<b>\$12,461,643</b>	<b>51</b>	<b>\$11,338,018</b>	<b>38</b>
<b>Graduate School of Biomedical Sciences</b>										
Instruction	\$215,532	2	\$2,153,552	4	\$2,395,917	4	\$1,704,548	4	\$50,540	3
Research									42,175	2
<b>GSBS Total</b>	<b>\$215,532</b>	<b>2</b>	<b>\$2,153,552</b>	<b>4</b>	<b>\$2,395,917</b>	<b>4</b>	<b>\$1,704,548</b>	<b>4</b>	<b>\$92,715</b>	<b>5</b>
<b>School of Health Information Sciences</b>										
Fellowship/Scholarship	\$226,927	6	\$90,213	4	\$65,343	3	\$136,020	6	\$198,497	5
Instruction	174,662	4	51,250	2	715,447	3			22,000	1
Research	14,787,638	32	32,162,964	49	42,025,697	47	20,267,206	34	27,681,032	38
Other			235,827	3	108,127	1	166,281	1		
<b>SHIS Total</b>	<b>\$15,189,227</b>	<b>42</b>	<b>\$32,539,714</b>	<b>58</b>	<b>\$42,914,614</b>	<b>54</b>	<b>\$20,569,507</b>	<b>41</b>	<b>\$27,901,529</b>	<b>44</b>
<b>Medical School</b>										
Fellowship/Scholarship	\$1,114,387	34	\$2,255,710	43	\$1,305,944	27	\$1,317,670	18	\$2,013,834	26
Instruction	6,852,067	38	8,772,481	23	8,846,520	22	10,009,648	16	7,443,459	40
Research	470,039,625	579	441,245,635	596	493,397,355	567	394,135,224	499	302,584,665	521
Clinical Study			11,586,013	85	9,006,875	84	8,224,032	79	15,906,786	15
Other			2,047,004	30	6,423,401	31	10,433,752	25	5,431,476	24
<b>MS Total</b>	<b>\$15,189,227</b>	<b>651</b>	<b>\$465,906,843</b>	<b>777</b>	<b>\$518,980,095</b>	<b>731</b>	<b>\$424,120,326</b>	<b>637</b>	<b>\$333,380,220</b>	<b>626</b>
<b>School of Nursing</b>										
Fellowship/Scholarship	\$23,796	1	\$135,222	5	\$106,638	4	\$15,000	1		2
Instruction	5,918,114	14	4,851,280	15	4,250,298	8	7,840,803	9	7,529,118	13
Research	7,108,891	20	6,271,189	18	14,960,005	22	8,070,686	28	11,347,331	23
Clinical Study			625,933	1						
Other			386,029	2	6,1439	2	796,816	4	195,230	2
<b>SON Total</b>	<b>\$13,050,801</b>	<b>35</b>	<b>\$12,269,653</b>	<b>41</b>	<b>\$19,378,390</b>	<b>36</b>	<b>\$16,723,305</b>	<b>42</b>	<b>\$19,071,679</b>	<b>40</b>
<b>School of Public Health</b>										
Fellowship/Scholarship	\$27,580	1	\$639,214	5	\$38,561	4	\$672,400	6	\$150,129	3
Instruction	5,285,468	12	20,305,635	19	22,703,840	22	10,639,935	16	5,037,050	15
Research	170,826,907	232	265,411,249	291	167,331,764	286	196,847,042	267	124,021,133	251
Clinical Study					927,230	2	3,515,883	2		
Other			634,219	6	1,672,281	8	157,331	2	982,927	7
<b>SPH Total</b>	<b>\$176,139,955</b>	<b>245</b>	<b>\$286,990,317</b>	<b>321</b>	<b>\$192,673,676</b>	<b>322</b>	<b>\$211,832,591</b>	<b>293</b>	<b>\$130,191,239</b>	<b>276</b>
<b>The Brown Foundation Institute of Molecular Medicine</b>										
Fellowship/Scholarship	\$537,668	3	\$486,632	5	\$1,583,000	5			\$666,841	3
Research	28,049,659	44	29,158,415	48	46,981,978	57	\$40,695,764	49	66,429,890	75
Other									1,434,421	1
<b>IMM Total</b>	<b>\$28,587,327</b>	<b>47</b>	<b>\$29,645,047</b>	<b>53</b>	<b>\$48,564,978</b>	<b>62</b>	<b>\$40,695,764</b>	<b>49</b>	<b>\$68,531,152</b>	<b>79</b>
<b>Harris County Psychiatric Center</b>										
Instruction					\$669,150	1				
Research										
Other			\$109,915	2	\$54,891	1				
<b>HCPC Total</b>	<b>\$0</b>	<b>0</b>	<b>\$109,915</b>	<b>2</b>	<b>\$724,041</b>	<b>2</b>	<b>\$0</b>	<b>0</b>	<b>\$0</b>	<b>0</b>
<b>University Administration</b>										
Fellowship/Scholarship	\$1,288,461	1							\$501,735	2
Instruction	70,800	4	\$908,640	4	\$54,994	2	\$756,801	1	402,421	3
Research	2,055,757	2	3,079,891	2	33,579,944	7	19,608,599	15	5,187,729	12
Other									173,763	2
<b>UA Total</b>	<b>\$3,415,018</b>	<b>7</b>	<b>\$3,988,531</b>	<b>6</b>	<b>\$33,634,938</b>	<b>9</b>	<b>\$20,365,400</b>	<b>16</b>	<b>\$6,265,648</b>	<b>17</b>
<b>UTHSC-H Total</b>										
Fellowship/Scholarship	\$3,549,693	50	\$3,649,391	64	\$3,136,886	46	\$2,243,090	36	\$3,692,602	43
Instruction	23,091,662	78	37,842,192	70	42,276,118	65	32,157,974	48	20,493,892	78
Research	709,587,430	993	796,922,028	88	807,177,959	87	690,658,265	933	547,987,408	954
Clinical Study			12,227,533	88	9,988,791	87	11,859,575	84	15,906,786	15
Other			3,412,454	43	8,320,139	43	11,554,180	32	8,691,512	37
<b>Grand Total</b>	<b>\$736,228,785</b>	<b>1,121</b>	<b>\$854,053,598</b>	<b>1,345</b>	<b>\$870,899,893</b>	<b>1,267</b>	<b>\$748,473,084</b>	<b>1,133</b>	<b>\$596,772,200</b>	<b>1,127<sup>a</sup></b>

# Contract and Grant Awards by Unit and Type 2003-2007

Source

Note: Due to difficulty in retrieving contract data, FY 2003 figures reflect grant activity only.

JohnnaKincaid  
Office of Sponsored Projects

Unit	Number of Awards and Total Award Amount per fiscal year									
	2003		2004		2005		2006		2007	
Proposal	No.	No.	No.	No.	No.	No.	No.	No.	No.	No.
<b>Dental Branch</b>										
Fellowship/Scholarship	\$4,800	2	\$2,400	1	\$40,000	1	\$25,500	3	\$2,400	1
Instruction	647,943	3	752,340	3	1,292,822	3	292,903	1	1,028,740	4
Research	1,378,400	54	1,325,445	43	1,895,789	33	1,771,156	28	1,097,928	24
Clinical Study			15,588	2			162,320	3		
<b>DB Total</b>	<b>\$2,031,143</b>	<b>59</b>	<b>\$2,095,773</b>	<b>49</b>	<b>\$3,228,611</b>	<b>37</b>	<b>\$2,251,879</b>	<b>35</b>	<b>\$2,129,068</b>	<b>29</b>
<b>Graduate School of Biomedical Sciences</b>										
Fellowship/Scholarship	\$37,000	1								
Instruction	319,986	3	\$264,110	4	\$834,706	4	\$2,242,231	6	\$665,138	3
Research									8,435	1
<b>GSBS Total</b>	<b>\$356,986</b>	<b>4</b>	<b>\$264,110</b>	<b>4</b>	<b>\$834,706</b>	<b>4</b>	<b>\$2,242,231</b>	<b>6</b>	<b>\$673,573</b>	<b>4</b>
<b>School of Health Information Sciences</b>										
Fellowship/Scholarship	\$110,983	5	\$110,213	5	\$65,343	3	\$182,468	7	\$198,497	5
Instruction	87,185	3	43,173	1	2,700	1				
Research	1,159,802	11	1,642,721	24	2,106,140	19	1,935,295	16	1,249,897	14
Other			235,287	3	108,127	1				
<b>SHIS Total</b>	<b>\$1,357,970</b>	<b>19</b>	<b>\$2,031,394</b>	<b>33</b>	<b>\$2,282,310</b>	<b>24</b>	<b>\$2,117,763</b>	<b>23</b>	<b>\$1,448,394</b>	<b>19</b>
<b>Medical School</b>										
Fellowship/Scholarship	\$534,914	17	\$613,880	19	\$585,966	14	\$401,153	11	\$657,388	16
Instruction	4,168,007	40	2,311,294	17	2,146,940	14	2,638,874	13	1,254,740	25
Research	83,199,850	346	81,400,864	334	87,147,805	344	101,213,922	351	105,773,684	363
Clinical Study			10,744,335	88	7,527,679	90	10,199,309	104	4,689,016	69
Other			1,268,940	16	4,724,682	31	10,481,740	28	6,223,253	22
<b>MS Total</b>	<b>\$87,902,771</b>	<b>403</b>	<b>\$96,339,313</b>	<b>474</b>	<b>\$102,133,072</b>	<b>493</b>	<b>\$124,934,998</b>	<b>507</b>	<b>\$118,598,081</b>	<b>495</b>
<b>School of Nursing</b>										
Fellowship/Scholarship	\$47,202	2	\$75,000	3	\$75,358	4	\$71,036	3	\$44,933	3
Instruction	782,325	6	\$1,328,530	12	1,121,951	11	1,136,550	9	697,488	9
Research	1,086,572	10	1,023,116	8	1,713,329	11	1,849,400	14	1,158,721	14
Other			404,589	4	438,623	3	345,176	2	328,710	2
<b>SON Total</b>	<b>\$1,916,099</b>	<b>18</b>	<b>\$2,831,235</b>	<b>27</b>	<b>\$3,349,261</b>	<b>29</b>	<b>\$3,402,162</b>	<b>28</b>	<b>\$2,229,852</b>	<b>28</b>
<b>School of Public Health</b>										
Fellowship/Scholarship	\$27,580	1	\$129,911	1	\$39,957	2	\$53,010	2	\$10,000	1
Instruction	3,033,640	8	4,119,459	19	3,600,372	13	5,818,846	15	5,674,117	17
Research	36,485,655	124	40,532,706	137	46,431,935	165	36,011,060	152	34,811,658	153
Clinical Study			737,100	1	867,230	2	3,812,401	4	1,728,291	3
Other			437,972	6	1,897,107	6	39,345	3	109,658	5
<b>SPH Total</b>	<b>\$39,516,875</b>	<b>133</b>	<b>\$45,957,148</b>	<b>164</b>	<b>\$52,836,601</b>	<b>188</b>	<b>\$45,734,662</b>	<b>176</b>	<b>\$42,333,724</b>	<b>179</b>
<b>The Brown Foundation Institute of Molecular Medicine</b>										
Fellowship/Scholarship			\$23,233	1			\$48,796	1	\$50,428	1
Research	\$4,045,742	21	3,163,119	17	\$3,004,554	17	2,477,747	15	8,934,294	25
Other									3,000	1
<b>IMM Total</b>	<b>\$4,045,742</b>	<b>21</b>	<b>\$3,186,352</b>	<b>18</b>	<b>\$3,004,554</b>	<b>17</b>	<b>\$2,526,543</b>	<b>16</b>	<b>\$8,987,722</b>	<b>27</b>
<b>Harris County Psychiatric Center</b>										
Research	\$55,000	1	\$177,490	2						
Other			109,915	1						
<b>HCPC Total</b>	<b>\$55,000</b>	<b>1</b>	<b>\$287,405</b>	<b>3</b>	<b>\$0</b>	<b>0</b>	<b>\$0</b>	<b>0</b>	<b>\$0</b>	<b>0</b>
<b>University Administration</b>										
Instruction	\$350,877	4			\$25,000	1			\$10,000	1
Research			\$27,034	2	\$8,894,500	2	\$11,682,381	4	15,624,272	9
Other			250,000	1					173,763	1
<b>UA Total</b>	<b>\$350,877</b>	<b>4</b>	<b>\$277,034</b>	<b>3</b>	<b>\$8,819,500</b>	<b>3</b>	<b>\$11,682,381</b>	<b>4</b>	<b>\$15,808,035</b>	<b>11</b>
<b>UTHSC-H Total</b>										
Fellowship/Scholarship	\$1,113,356	32	\$981,671	32	\$806,624	25	\$781,963	27	\$963,646	28
Instruction	9,009,086	63	9,068,906	57	9,024,491	48	23,811,785	48	9,330,223	67
Research	127,411,021	567	129,112,971	564	151,194,052	589	145,258,580	576	168,658,889	593
Clinical Study			11,649,513	92	8,394,909	92	14,174,030	111	6,417,307	72
Other			2,456,703	30	7,168,539	41	10,866,261	33	6,838,384	32
<b>Grand Total</b>	<b>\$137,533,463</b>	<b>662</b>	<b>\$153,269,764</b>	<b>775</b>	<b>\$176,588,615</b>	<b>795</b>	<b>\$194,892,619</b>	<b>795</b>	<b>\$192,208,449</b>	<b>792</b>

### 3 Contract and Grant Awards by Source 2003-2007

Source

Note: Due to difficulty in retrieving contract data, FY 2003 figures reflect grant activity only.

Johnna Kincaid  
Office of Sponsored Projects

Unit										
Number of Awards and Total Award Amount per fiscal year										
Source	2003	No.	2004	No.	2005	No.	2006	No.	2007	No.
<b>Dental Branch</b>										
Federal	\$1,783,112	16	\$1,872,760		\$3,041,482	19	\$1,700,156	14	\$1,749,380	13
State					5,000	1			4,000	1
Local			3,200							
Private	248,031	43	219,843		182,129	17	551,723	21	375,688	15
<b>DB Total</b>	<b>\$2,031,143</b>	<b>59</b>	<b>\$2,095,773</b>	<b>49</b>	<b>\$3,228,611</b>	<b>37</b>	<b>\$2,251,879</b>	<b>35</b>	<b>\$2,129,068</b>	<b>29</b>
<b>Graduate School of Biomedical Sciences</b>										
Federal	\$319,986	3	\$264,110		\$834,706	4	\$2,242,231	6	\$673,573	4
State										
Private	37,000	1								
<b>GSBS Total</b>	<b>\$356,986</b>	<b>4</b>	<b>\$264,110</b>	<b>4</b>	<b>\$834,706</b>	<b>4</b>	<b>\$2,242,231</b>	<b>6</b>	<b>\$673,573</b>	<b>4</b>
<b>School of Health Information Sciences</b>										
Federal	\$1,154,867	11	\$1,375,461		\$2,007,179	16	\$1,864,475	15	\$1,407,520	16
State										
Local			20,000							
Private	203,103	8	635,933		275,131	8	253,288	8	40,874	3
<b>SHIS Total</b>	<b>\$1,357,970</b>	<b>19</b>	<b>\$2,031,394</b>	<b>33</b>	<b>\$2,282,310</b>	<b>24</b>	<b>\$2,117,763</b>	<b>23</b>	<b>\$1,448,394</b>	<b>19</b>
<b>Medical School</b>										
Federal	\$82,345,020	319	\$71,625,492		\$79,282,444	291	\$88,224,056	285	\$79,226,689	297
State	897,841	4	8,103,371		7,656,380	8	17,683,026	16	26,237,700	14
Local			217,500		50,000	1	95,007	2		
Private	4,659,910	80	16,392,950		15,144,248	193	18,932,909	204	13,133,692	184
<b>MS Total</b>	<b>\$87,902,771</b>	<b>403</b>	<b>\$96,339,313</b>	<b>474</b>	<b>\$102,133,072</b>	<b>493</b>	<b>\$124,934,998</b>	<b>507</b>	<b>118,598,081</b>	<b>495</b>
<b>School of Nursing</b>										
Federal	\$1,755,099	13	\$2,443,967		\$2,535,952	22	\$2,046,097	19	\$1,274,304	15
State			202,611		502,378	3	1,098,557	3	566,979	2
Local										
Private	161,000	5	184,657		310,931	4	257,508	6	388,569	11
<b>SON Total</b>	<b>\$1,916,099</b>	<b>18</b>	<b>\$2,831,235</b>	<b>27</b>	<b>\$3,349,261</b>	<b>29</b>	<b>\$3,402,162</b>	<b>28</b>	<b>\$2,229,852</b>	<b>28</b>
<b>School of Public Health</b>										
Federal	\$38,113,134	124	\$43,602,760		\$49,020,708	154	\$38,457,552	139	\$36,563,799	141
State	1,231,151	2	793,620		1,267,807	9	688,405	6	545,181	6
Local	20,000	1	40,000				175,002	1		
Private	152,590	6	1,520,768		2,548,086	25	6,413,703	30	5,224,744	32
<b>SPH Total</b>	<b>\$39,516,875</b>	<b>133</b>	<b>\$45,957,148</b>	<b>164</b>	<b>\$52,836,601</b>	<b>188</b>	<b>\$45,734,662</b>	<b>176</b>	<b>\$42,333,724</b>	<b>179</b>
<b>The Brown Foundation Institute of Molecular Medicine</b>										
Federal	\$3,851,742	17	\$3,036,919		\$2,521,783	9	\$1,826,543	12	\$5,792,521	18
State									2,500,000	1
Private	194,000	4	149,433		482,771	8	700,000	4	695,201	8
<b>IMM Total</b>	<b>\$4,045,742</b>	<b>21</b>	<b>\$3,186,352</b>	<b>18</b>	<b>\$3,004,554</b>	<b>17</b>	<b>\$2,526,543</b>	<b>16</b>	<b>\$8,987,722</b>	<b>27</b>



Unit										
Number of Awards and Total Award Amount per fiscal year										
Source	2003		2004		2005		2006		2007	
	No.	No.	No.	No.	No.	No.	No.	No.	No.	No.
<b>Harris County Psychiatric Center</b>										
Private	\$55,000	1	\$287,405							
<b>HCPC Total</b>	<b>\$55,000</b>	<b>1</b>	<b>\$287,405</b>	<b>3</b>	<b>\$0</b>	<b>0</b>	<b>\$0</b>	<b>0</b>	<b>\$0</b>	<b>0</b>
<b>University Administration</b>										
Federal	\$335,877	3	\$257,020		\$8,882,000	2	\$11,558,911	3	\$15,403,557	6
State							123,470	1	140,978	1
Private	15,000	1	20,014		37,500	1			263,500	4
<b>UA Total</b>	<b>\$350,877</b>	<b>4</b>	<b>\$277,034</b>	<b>3</b>	<b>\$8,919,500</b>	<b>3</b>	<b>\$11,682,381</b>	<b>4</b>	<b>\$15,808,035</b>	<b>11</b>
<b>UTHSC-H Total</b>										
Federal	\$129,658,837	506	\$124,478,459		\$148,126,254	517	\$147,920,021	493	\$142,091,343	510
State	2,128,992	6	9,099,602		9,431,565	21	19,593,458	26	29,994,838	25
Local	20,000	1	280,700		50,000	1	270,009	3	\$0	0
Private	5,725,634	149	19,411,003		18,980,796	256	27,109,131	273	\$20,122,268	257
<b>Grand Total</b>	<b>\$137,533,463</b>	<b>662</b>	<b>\$153,269,764</b>	<b>775</b>	<b>\$176,588,615</b>	<b>795</b>	<b>\$194,892,619</b>	<b>795</b>	<b>\$192,208,449</b>	<b>792</b>

## Intellectual Property Activity 1998-2007

Source  
Bruce Butler  
Office of Technology Management

Activity	Amount per fiscal year									
	1998	1999	2000	2001	2002	2003	2004	2005	2006	2007
<b>Invention disclosures</b>	14	25	27	36	44	69	44	49	57	59
<b>New US patent applications</b>	18	25	40	30	44	30	23	20	29	40
<b>Licenses &amp; options executed</b>	2	8	4	9	9	23	27	36	34	25
<b>Licenses &amp; options generating income</b>	7	9	14	14	20	25	41	48	72	75
<b>US patents issued</b>	7	6	1	10	5	12	12	6	5	3
<b>Start-up companies formed</b>				2	1	1	1			
<b>Royalty income (Patents, copyrights, trademarks, &amp; software)</b>										
<b>Grand Total</b>	<b>\$388,435</b>	<b>\$368,124</b>	<b>\$715,979</b>	<b>\$857,051</b>	<b>\$1,425,920</b>	<b>\$1,219,696</b>	<b>\$2,270,441</b>	<b>\$3,484,772</b>	<b>\$2,968,302</b>	<b>\$3,729,581</b>

### 3 Principal Investigators by Unit 1998-2007

Source  
Johnna Kincaid  
Office of Sponsored Projects

Unit	Investigators per fiscal year as of September 1									
	1998	1999	2000	2001	2002	2003	2004	2005	2006	2007
Dental Branch	31	27	24	23	23	25	22	21	21	18
Graduate School of Biomedical Sciences	1	1	1	2	2	2	2	2	2	3
School of Health Information Sciences		2	5	7	8	13	15	12	11	11
Medical School	319	305	296	237	241	239	257	259	271	276
School of Nursing	26	27	28	23	23	21	23	21	20	26
School of Public Health	66	68	80	75	70	73	79	89	90	92
Houston Recovery Campus										
The Brown Foundation Institute of Molecular Medicine	9	7	6	6	8	11	13	13	2	1
Harris County Psychiatric Center					2	2	3	2	3	
University Administration	4	3	3	3	3	3	3	5	15	25
<b>Grand Total</b>	<b>456</b>	<b>440</b>	<b>443</b>	<b>376</b>	<b>380</b>	<b>389</b>	<b>417</b>	<b>424</b>	<b>435</b>	<b>452</b>

### Ratio of Federal Funds to State Appropriated Funds 2006

Source  
Research Expenditures: Texas Public Universities  
and Health-related Institutions  
Texas Higher Education Coordinating Board,  
April 2007

This table represents the relationship between federal and state research dollars leveraged in FY 2006 by select public institutions of higher education in Texas. UTHSC-H, ranked sixth in this category, receiving \$4.74 in federal research dollars for every \$1.00 in state funds.

Since the Texas Higher Education Coordinating Board's deadline for the receipt of FY 2007 data is after the press deadline for Fact Book 2008, we will report FY 2007 activity in Fact Book 2009.

School	Activity Fiscal Year 2006		
	Total Exp Rank	Ratio of Fed/St Exp	Ratio Rank
Baylor College of Medicine	3	43.61	1
UTHSC-San Antonio	8	12.36	2
UTMB-Galveston	7	10.55	3
UTSWMC-Dallas	5	5.79	4
UT Austin	1	5.71	5
UTHSC-H	6	4.74	6
Texas A&M University System	10	2.47	7
University of Houston	9	2.12	8
Texas A&M University	2	1.56	9
UT M D Anderson Cancer Center	4	1.50	10

# NIH Awards by Unit 1998-2007

Sources  
Johnna Kincaid  
Office of Sponsored Projects

After FY 1995, faculty were no longer assigned to the Graduate School of Biomedical Sciences (GSBS). Instead, those faculty are counted in their schools of appointment and any awards are counted there as well. Please refer to the GSBS faculty affiliation table on page 50.

Unit	Number of Awards and Total Award Amount per fiscal year									
	1998	No.	1999	No.	2000	No.	2001	No.	2002	No.
Dental Branch	\$572,491	4	\$1,055,051	5	\$1,517,506	10	\$1,578,533	10	\$1,700,099	11
Graduate School of Biomedical Sciences										
School of Health Information Sciences					198,968	2	476,528	4	364,079	4
Medical School	40,375,275	181	49,758,704	190	51,069,163	204	57,286,170	202	59,475,024	223
School of Nursing	919,941	5	292,394	2	611,362	3	1,103,378	5	1,209,443	5
School of Public Health	27,500,682	35	18,567,760	30	15,716,625	39	28,844,089	40	19,872,491	39
The Brown Foundation	871,659	8	988,113	8	942,131	7	1,020,414	6	2,980,985	13
Institute of Molecular Medicine										
University Administration					147,398	1	695,213	3	6,250,000	3
<b>Grand Total</b>	<b>\$70,240,048</b>	<b>233</b>	<b>\$70,662,022</b>	<b>235</b>	<b>\$70,203,153</b>	<b>266</b>	<b>\$91,004,325</b>	<b>270</b>	<b>\$91,852,121</b>	<b>298</b>

Unit	Number of Awards and Total Award Amount per fiscal year									
	2003	No.	2004	No.	2005	No.	2006	No.	2007	No.
Dental Branch	\$1,407,596	7	\$1,601,761	8	\$1,995,126	9	\$1,083,455	6	\$1,391,742	6
Graduate School of Biomedical	296,126	2	209,946	1	805,134	3	2,242,231	6	665,138	3
School of Health Information	648,076	4	539,952	5	1,354,437	6	1,384,850	5	800,593	3
Medical School	60,468,833	193	51,232,842	174	52,388,776	157	62,594,908	170	60,915,157	172
School of Nursing	935,487	5	900,416	3	1,033,775	5	885,304	5	232,411	2
School of Public Health	24,075,042	41	26,897,582	45	22,061,348	34	18,605,488	36	25,728,287	47
The Brown Foundation	3,640,432	14	2,812,686	11	1,657,139	6	1,491,173	8	2,914,069	11
Institute of Molecular Medicine										
University Administration	300,077	1	250,000	1						
<b>Grand Total</b>	<b>\$91,771,669</b>	<b>267</b>	<b>\$84,445,165</b>	<b>248</b>	<b>\$81,295,735</b>	<b>220</b>	<b>\$88,287,409</b>	<b>236</b>	<b>\$92,647,397</b>	<b>244</b>

### 3 Federal Awards by Agency 1998-2007

Source  
Johnna Kincaid  
Office of Sponsored Projects

Federal Agency	Number of Awards and Total Award Amount per fiscal year									
	1998		1999		2000		2001		2002	
	No.	No.	No.	No.	No.	No.	No.	No.	No.	
Public Health Service	\$82,921,624	334	\$81,334,444	337	\$83,777,509	404	412	\$119,319,280	489	
NASA	779,149	15	812,157	16	1,275,141	19	769,941	10	1,100,811	14
National Science Foundation	289,205	7	235,700	5	1,349,891	6	1,724,755	4	3,828,890	7
USDA							20,894	3		
Other Federal	8,231,935	16	2,179,071	29	6,459,459	22	2,009,252	20	8,609,795	38
<b>Grand Total</b>	<b>\$92,221,913</b>	<b>372</b>	<b>\$84,561,372</b>	<b>387</b>	<b>\$92,862,000</b>	<b>451</b>	<b>\$113,464,024</b>	<b>449</b>	<b>\$132,858,776</b>	<b>548</b>

Federal Agency	Number of Awards and Total Award Amount per fiscal year									
	2003		2004		2005		2006		2007	
	No.	No.	No.	No.	No.	No.	No.	No.	No.	
Public Health Service	\$116,318,339	449	\$116,165,219	438	\$123,836,301	458	\$121,622,654	449	\$115,724,378	461
NASA	876,971	13	1,086,853	15	636,593	11	3,417,166	4	1,449,771	6
National Science Foundation	850,515	6	239,672	4	867,466	8	291,697	3	625,166	7
USDA	60,800	3	150,000	1	2,609,999	2				
Other Federal	11,552,212	35	6,836,715	29	20,175,895	38	22,588,504	37	24,292,028	37
<b>Grand Total</b>	<b>\$129,658,837</b>	<b>506</b>	<b>\$124,478,459</b>	<b>487</b>	<b>\$148,126,254</b>	<b>517</b>	<b>\$147,920,021</b>	<b>493</b>	<b>\$142,091,343</b>	<b>511</b>

### Sponsored Project Activity Report 2007

Source  
Kathy Jalufka  
Budget and Financial Reporting

a Includes Health Science Center - General and UT Harris County Psychiatric Center.

Sponsored project activities include research, instruction, public service, academic support, student support, scholarships and fellowships. Extramural fund sources include federal, state, local and private funds. This table represents amounts that were expended, not awarded.

Unit	Activity Fiscal Year 2007		
	Total	Direct Costs	Indirect Costs
Dental Branch	\$4,397,832.86		\$388,087.22
Graduate School of Biomedical Sciences	1,836,934.42	1,823,355.55	13,578.87
School of Health Information Sciences	1,940,448.85	1,480,285.55	460,163.30
Medical School	116,526,381.41		22,532,815.75
School of Nursing	5,121,520.45	4,641,724.21	479,796.24
School of Public Health	40,863,150.61	7,743,144.23	40,863,150.61
The Brown Foundation Institute of Molecular	7,055,980.81	6,243,347.71	812,633.10
Other <sup>a</sup>	15,986,088.85		2,498,587.54
<b>Grand Total</b>	<b>\$193,728,338.26</b>	<b>\$34,928,806.25</b>	<b>\$158,799,532.01</b>

# Comparison of NIH Award Recipients 1997-2006

Sources

National Institutes of Health (NIH),  
Division of Research Grants, Extramural Awards  
to Domestic Higher Education Institutions,  
FY2006

Includes all higher education institutions that received support from the National Institutes of Health.

a The NIH no longer will provide comparative ranking tables on its medical research funding. This changes come in part from responses received from the grantee community that suggested that the current ranking tables were not necessary and in part by the establishment of Multiple Investigator Awards making the total dollar amounts of funds received by individual departments impractical.

All grant applications to the NIH are subject to a rigorous peer-review process. Because of this and because the NIH is the major funding source for biomedical research, success in obtaining basic science and clinical funding from NIH is an important measure of the quality of an institution and its faculty. Competition for NIH funding has increased dramatically in the past decade, and the health science center's ranking relative to similar institutions is an indicator of the university's growth in research quality. Since the ranking system used in this survey takes into account total NIH dollars received, institutions with large numbers of faculty tend to rank higher than those with fewer faculty. Given the small number of faculty relative to some of the other universities in this survey, the health science center fares well in this comparison.

School	Ranking and Total Award Amount per fiscal year									
	1997	No.	1998	No.	1999	No.	2000	No.	2001	No.
UTSWMC-Dallas		28		35		30		25		26
UTMB-Galveston	42,687,568	61	46,259,463	69	49,933,017	61	60,874,122	60	62,865,760	63
UTHSC-H	<b>63,102,838</b>	<b>40</b>	<b>68,918,421</b>	<b>46</b>	<b>62,410,846</b>	<b>52</b>	<b>79,440,110</b>	<b>46</b>	<b>83,903,275</b>	<b>50</b>
UTHSC-San Antonio	43,130,751	59	47,697,587	68	48,046,980	63	62,325,558	58	65,997,423	59
UT M D Anderson	56,996,394	47	64,114,714	52	76,695,258	40	86,646,639	41	101,528,355	39
Baylor College of Medicine	94,479,287	23		22		19		18	221,611,093	15

School	Ranking and Total Award Amount per fiscal year									
	2002	No.	2003	No.	2004	No.	2005	No.	2006	No. <sup>a</sup>
UTSMC-Dallas		24		28		27		31		
UTMB-Galveston	74,503,364	59		23	105,156,283	51	115,922,154	49	98,272,391	
UTHSC-H	<b>90,452,217</b>	<b>53</b>	<b>89,956,123</b>	<b>56</b>	<b>80,515,380</b>	<b>62</b>	<b>81,548,352</b>	<b>60</b>	<b>88,499,652</b>	
UTHSC-San Antonio	74,477,008	60	82,295,826	61	88,457,846	56	81,440,359	61	81,697,920	
UT M D Anderson	112,451,254	40		39	145,157,751	39	153,050,412	37		
Baylor College of Medicine		14		17	248,951,313	19	256,809,346	19		



---

## Sources

Abby Mitchell, Medical School

Don Meade, UT Physicians

Catherine Flaitz, Dental Branch

Patricia Starck, School of Nursing

## Faculty Practice Plan

The Faculty Practice Plan is the multidisciplinary group practice of the Medical School faculty, providing primary, secondary and tertiary medical services, as well as medical education. The clinical faculty of more than 700 physicians, representing 17 clinical departments of the Medical School, provides comprehensive inpatient and outpatient services, not only through the group practice, but also through affiliations with several Texas Medical Center hospitals and institutions.

---

## UT Physicians

UT Physicians (UTP) is a non-profit physician corporation affiliated with the Faculty Practice Plan, of the Medical School. The corporation's primary purpose is to facilitate and expand the Medical School faculty's ability to provide health care services to the community. UT Physicians' outpatient are where UT adult and pediatric specialists provide accessible, state-of-the-art health care. The majority of the outpatient care provided by Medical School faculty takes place in UT Physicians clinics, located in the University of Texas Health Science Center Professional Building, across the street from the Medical School. UT Physicians clinics are managed with emphasis on customer satisfaction and physician productivity while still incorporating medical student and resident education.

In order to provide easy access to the health care services provided by clinical faculty, UT Physicians created the UT Physician Referral Service. The service assists with scheduling appointments, consultations and second opinions and other requests received via UT Physicians' toll free number 1 888 4UT DOCS (1 888 488 3627) and Web site, [www.UTdocs.com](http://www.UTdocs.com). UT Physicians maintains a comprehensive physician database designed to handle highly complex data requests from managed care organizations, as well as routine requests from referring physicians and patients. UT Physicians provides additional flexibility for the clinical faculty by negotiating managed care contracts and providing comprehensive credentialing of physicians, in keeping with NCQA guidelines. The organization conforms to all requirements of the Texas Medical Board of Examiners.

---

## Affiliated Medical Services

Affiliated Medical Services (AMS) is a Texas-certified non-profit health corporation formed by the health science center and Baylor College of Medicine. It is the entity that contracts with the Harris County Hospital District to provide physician services from both schools.

---

## UT Dentists

UT Dentists is the new fee-for-service faculty practice of the UT Dental Branch at Houston. Located in the Dental Branch Building at 6516 M D Anderson Boulevard, the clinic employs Dental Branch faculty members who are not only practicing dentists but also active clinicians, educators and researchers committed to providing state-of-the-art general and specialty dental care. The telephone number for appointments is 713 500 4200.

---

## UT Health Services

The School of Nursing initiated The University of Texas Health Services - Houston (UTHS-H) in January of 1991. The purpose of the UTHS-H is to provide educational and research opportunities for faculty and students while providing cost-effective, quality ambulatory health care services.

UTHS-H provides services at its Houston clinic location at 7000 Fannin and at its new Pearland clinic. UTHS-H also performs outreach activities in the community through services to community clinics. Services provided include primary care across the life span, health education and radiological and laboratory services. On September 1, 1992, UTHS-H became the provider of employee health care for UTHSC-H. This includes health promotion, disease prevention and occupation-related health activities. Both graduate and undergraduate students from the schools of nursing and public health use the clinic as a clinical practice site.

## 4 Medical Services Research and Development Plan

Source

Angela Hintzel, Finance & Administration

<b>Schedule D-6: MSRDP Summary of Operations</b>	
Year Ending August 31, 2007	
<b>Operating Revenues</b>	
Gross Patient Charges	470,663,857
Less	
Un-sponsored Charity Care	120,207,309
Contractual Adjustments	187,643,604
Other Unreimbursed Medical Costs	18,407,551
Bad Debt Expense	18,436,157
<b>Net Patient Revenues</b>	<b>125,969,236</b>
Contractual Revenues	84,950,466
Other Operating Revenues	4,614,418
<b>Total Operating Revenues</b>	<b>215,534,120</b>
<b>Operating Expenses</b>	
Faculty Salaries	87,420,208
Staff Salaries	36,708,382
Fringe Benefits	27,771,121
Maintenance and Operations	30,821,671
Professional Liability Insurance	(809,505)
Travel	1,288,498
Official Functions	882,382
Other Operating Expenses	10,714,152
<b>Total Operating Expenses</b>	<b>194,796,909</b>
<b>Operating Income (Loss)</b>	<b>20,737,512</b>
<b>Nonoperating Revenues (Expenses)</b>	
Investment Income	2,244,921
Net Increase (Decrease) of Fair Value of Investments	0
Other Nonoperating Revenues	417,914
Other Nonoperating Expenses	0
Extraordinary Revenues(Expenses)	
<b>Net Nonoperating Revenues (Expenses)</b>	<b>2,662,834</b>
<b>Income (Loss) Before Other Revenues, Expenses, Gains or Losses</b>	<b>23,400,046</b>
Transfers In - Investment Account Transfers from Other Designated	(883,285)
Transfers In - Miscellaneous	0
Transfers Out - Miscellaneous	0
Transfers Out - Capital Outlay	(2,035,819)
<b>Change in MSRDP Net Assets</b>	<b>20,480,942</b>
<b>Net Assets – September 1, 2006 – As Previously Reported</b>	<b>37,395,886</b>
Restatements	-
<b>Net Assets – September 1, 2006 – as Restated</b>	<b>37,395,886</b>
<b>Ending Net Assets – August 31, 2007</b>	<b>57,876,827</b>



# Clinical Affiliates Inpatient Activity 2007

Sources

Andrew Casas, Medical School  
 Mary Frances Fabrizio, LBJ Hospital  
 Abby Mitchell, Medical School

Activity	Site		
	Total	Memorial Hermann	LBJ General
Patient Days	262,472	173,170	89,302
Average Daily Census	676.2	474	202.2

# Harris County Psychiatric Center Clinical Activity 1998-2007

Source

GerikKonigsberg  
 UT Harris County Psychiatric Center

Activity	Visits per fiscal year									
	1998	1999	2000	2001	2002	2003	2004	2005	2006	2007
Average Daily Census	138.7	145.8	149.3	166.1	189.2	189.8	183.7	171.5	163	162.6
Number of Admissions	5,390	5,263	5,186	5,700	6,135	6,074	6,153	5,654	5,490	5,500
Patient Days	50,631	53,206	54,647	60,614	69,044	69,259	67,248	62,589	59,504	59,367
Discharge Days	50,976	52,784	54,718	60,043	69,009	69,021	67,231	62,863	58,891	57,609
Average Length of Stay (days)	9.4	10.1	10.6	10.6	11.3	11.3	10.9	11.1	10.7	10.5
Occupancy	72.5%	75.8%	81.6%	87.2%	86.2%	87.4%	88.3%	85.8%	85.4%	82.80%

# Un-sponsored Charity Care 2007

Sources

Angela Hintzel, Finance & Administration  
 Peggy O'Neill, Dental Branch  
 Rick Sears, UT Harris County Psychiatric Center

- a Definition: Total dollar amount of indigent patient charges (facility charges) provided in hospitals and clinics contracted with or owned, operated, and funded by the health-related institutions during the reporting period.
- b Definition: The total dollar amount of gross patient charges for un-sponsored charity care provided through faculty physician practice plans (i.e., MSRDP) during the reporting period.

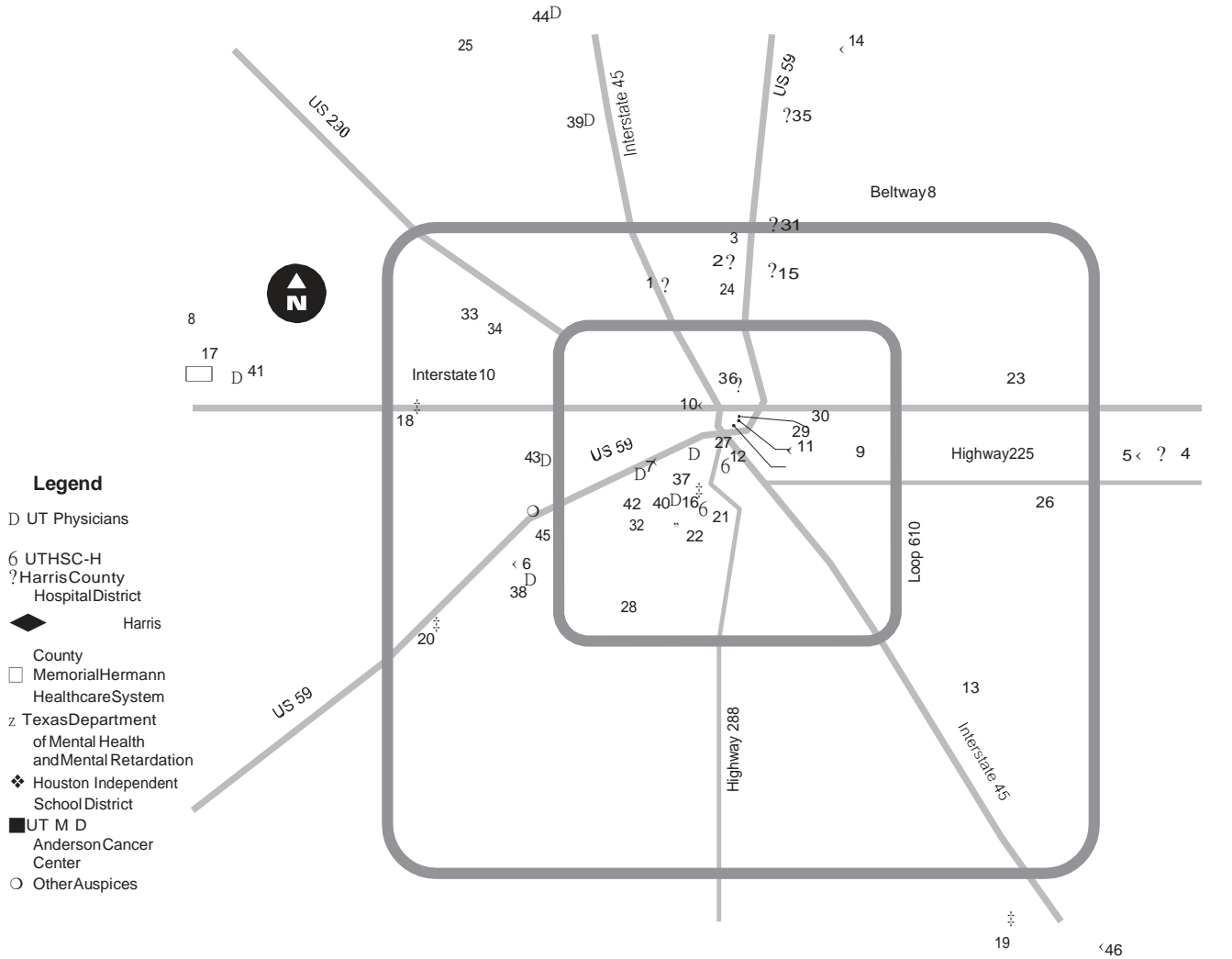
Unit	Fiscal Year 2007
<b>Dental Branch<sup>a</sup></b>	
Main Clinics	\$27,030
Houston Medical Center	617,964
Mobile Dental Van	309,385
Smith Tower – Methodist	57,600
University Dental Center – Memorial	162,545
<b>UT Harris County Psychiatric Center<sup>a</sup></b>	
	6,612,146
<b>MSRDP<sup>b</sup></b>	120,207,309
<b>Grand Total</b>	<b>\$126,819,455</b>

The Legislative Budget Board defines “un-sponsored charity care” as unreimbursed costs for services to the financially or medically indigent. This definition does not include the costs of contractual adjustments for Medicare or commercial insurance contracts or bad debts for uncollected billed charges to patients who do not qualify for un-sponsored charity care.

# 4 Medical School Outpatient Clinical Sites

Sources

Abby Mitchell, Medical School  
 Eileen Scallan  
 Departmental DMOs



- Legend**
- D UT Physicians
  - 6 UTHSC-H
  - ? Harris County Hospital District
  - ◆ Harris County
  - Memorial Hermann Healthcare System
  - z Texas Department of Mental Health and Mental Retardation
  - ❖ Houston Independent School District
  - UT M D Anderson Cancer Center
  - Other Auspices

- |   |  |  |  |
|---|--|--|--|
| 1 <b>Albino Community Health Center</b><br>4500 Albino Main Road  | 12 <b>Harris County Psychiatry Center</b><br>2005 C...                   | 24 <b>Northside Clinic, City of Houston</b><br>8523 Arkansas           | 36 <b>Thomas Street Clinic ?</b><br>209 Thomas Street  |
| 2 <b>Albino Community Health Center</b><br>4500 Albino Main Road  | 13 <b>Hobby Area WIC Clinic</b><br>3827 Broadway Street                  | 25 <b>Northwest Assistance Ministries</b><br>15555 Kuykendahl Road     | 37 <b>(UTHSC-H) Don L. Duncan Children's Neurodevelopmental Clinic</b><br>7000 Fannin, Suite 2401D |
| 3 <b>UT Aldine WIC Clinic</b><br>12819 Aldine Westfield Road  | 14 <b>Humble Health Center</b><br>1730 Humble Place Drive                | 26 <b>Pasadena Health Center</b><br>524 Pasadena Blvd, Suite 1001      | 38 <b>UT Imaging</b><br>UT Physicians Spine Center<br>West Loop South                              |
| 4 <b>Baytown Community Health Center</b><br>702 Bay Road  | 15 <b>Lyndon B. Johnson General Hospital</b><br>5636 Kelly               | 27 <b>Planned Parenthood</b><br>3601 Fannin Street                     | 39 <b>UT Physicians – Northwest Pediatric Specialty Clinic</b><br>17030 Nanes Drive, Suite 208D    |
| 5 <b>Baytown Health Center</b><br>702 Bay Road  | 16 <b>Memorial Hermann Hospital</b><br>6411 Fannin Street                | 28 <b>Power Center WIC Clinic</b><br>12401 1/2 South Post Oak          | 40 <b>UT Physicians – UT Professional Bldg.</b><br>6410 Fannin Street D                            |
| 6 <b>Burnett-Bayland Home Clinic</b><br>Harris County Juvenile Detention Center<br>8500 Chimney Rock Road | 17 <b>Memorial Hermann Katy Hospital</b><br>23900 Katy Freeway           | 29 <b>St. Joseph Medical Center</b><br>1601 St. Joseph Parkway         | 41 <b>UT Physicians – Katy</b><br>23920 Katy Fwy, Suite 160D                                       |
| 7 <b>Children's Protective Services</b><br>6300 Chimney Rock Road   | 18 <b>Memorial Hermann Memorial City Hospital</b><br>921 Gessner Road    | 30 <b>San Jose Clinic</b><br>301 Hamilton                              | 42 <b>UT Physicians – Dermatology</b><br>6655 Travis, Suite 600D                                   |
| 8 <b>Delta Boot Camp – Katy</b><br>Harris County Juvenile Detention Center<br>9120 Katy Hockley Road      | 19 <b>Memorial Hermann Southeast Hospital</b><br>11800 Astoria Boulevard | 31 <b>Sevenson Community Health Center</b><br>3000 Sevenson            | 43 <b>UT Physicians – West Loop</b><br>1776 Yorktown, Suite 150D                                   |
| 9 <b>Espiritu de Salud Mobile Clinic</b><br>7524 Avenue E   | 20 <b>Memorial Hermann Southwest Hospital</b><br>7600 Beechnut Street    | 32 <b>Shriners Hospital for Children-Houston</b><br>6977 Main Street   | 44 <b>UT Physicians – The Woodlands Pediatric Specialties</b><br>1011 Medical Plaza Drive D        |
| 10 <b>Harris County Juvenile Detention Center</b><br>3470 West Dallas                                     | 21 <b>Mental Sciences Institute</b><br>13000 Scarsdale                   | 33 <b>Spring Branch WIC Clinic</b><br>8575 Pitner Road                 |  |
|   | 22 <b>MD Anderson Cancer Center</b>                                      | 34 <b>Spring Branch Community Health Center</b><br>9325 Kempwood Drive |  |
| 11 <b>Harris County Correctional Facility Annex</b><br>1301 Franklin                                      | 1515 Holcombe Boulevard  | 35 <b>Squatty Lyons Community Health Center</b><br>1712 First Street   | 45 <b>University WIC Clinic</b><br>6565 DeMoss Drive   |
|   | 23 <b>North Channel WIC Clinic</b><br>13457 East Freeway                 |  | 46 <b>Youth Village</b><br>Harris County Juvenile Detention Center<br>210 J.W. Mills Drive         |

Source  
Abby Mitchell  
Medical School

Celebrating its centennial in 2007, Memorial Hermann's mission is to improve the health of the people in the communities it serves. The Memorial Hermann system serves the greater Houston community through 14 hospitals and many specialty programs and services, including three premiere Heart & Vascular Institutes, The Institute for Rehabilitation & Research and Children's Memorial Hermann Hospital, the Roger Clemens Institute for Sports Medicine and Human Performance, the Mischer Neuroscience Institute, six comprehensive Cancer Centers, 27 sports medicine and rehabilitation centers, a substance abuse treatment center and dozens of other specialty and outpatient centers. Memorial Hermann operates one of two level 1 trauma centers in Houston and provides the Life Flight air ambulance program as well as the city's only burn treatment center.

The system's flagship, Memorial Hermann-Texas Medical Center, was the first hospital to open at the gateway to what would later become the world-renowned Texas Medical Center. The hospital has set new standards of care in Texas and the nation through advances in the practice of medicine. As the primary teaching hospital for The University of Texas Medical School at Houston, Memorial Hermann-TMC provides exceptional care in heart, neuroscience, sports medicine and orthopedics, children's and women's health, specialty surgery and organ transplantation to over 40,000 patients every year. Memorial Hermann-TMC includes the only, free-standing dedicated heart hospital in the Texas Medical Center, the Memorial Hermann Heart & Vascular Institute; the comprehensive Mischer Neuroscience Institute and the Roger Clemens Institute for Sports Medicine & Human Performance.

- The Memorial Hermann Heart & Vascular Institute-Texas Medical Center, a 165,000-square-foot state-of-the-art facility will offer the latest innovations in cardiology and cardiovascular programs and treatment when it opens in February 2008.
- The Mischer Neuroscience Institute at Memorial Hermann-TMC was the first in Houston to offer a comprehensive neuroscience program, with many of its specialty centers in place for decades including Gamma Knife radiosurgery, brain mapping with MEG technology and advanced care for neurovascular diseases and epilepsy, stroke, multiple sclerosis and movement disorders.
- At the Roger Clemens Institute for Sports Medicine & Human Performance, physicians are combining advanced sports medicine, rehabilitation and orthopedic care with medically based human performance research and protocols. The Institute prepares athletes - from high school and college players to recreational, competitive and elite professional - to compete at their highest level while preventing and treating injuries.

The new 30-story Memorial Hermann Medical Plaza, the largest medical office building in the Texas Medical Center, houses an Ambulatory Care Center which includes the Roger Clemens Institute for Sports Medicine & Human Performance, Imaging Center and Breast Center as well as physician office space, and two floors dedicated to retail shops, services and restaurants.

In addition, the Memorial Hermann - Texas Medical Center campus includes Children's Memorial Hermann Hospital and Memorial Hermann|TIRR. Children's Memorial Hermann Hospital was founded in 1986 and is the primary teaching hospital for the pediatric and obstetrics/gynecology programs at The University of Texas Medical School at Houston. Children's Memorial Hermann offers care in more than thirty (30) pediatric and women's related specialties including the latest advances in maternal-fetal medicine and neonatal critical care services, and renowned programs in pediatric trauma, neurosciences, pulmonology and cardiac care. With interdisciplinary teams including experienced nurses, child life specialists, pediatric respiratory therapists, pediatric clinical pharmacists, social workers and others, and a facility expansion project underway to increase capacity to just over 300 women's and children's beds. Children's Memorial Hermann Hospital's commitment to providing the best possible care for families is evident.

A national leader among rehabilitation hospitals, Memorial Hermann|TIRR has been recognized for 18 consecutive years as one of "America's Best Hospitals" by U.S. News & World Report. This reputation is based on nearly 50 years of experience in rehabilitation and research, high caliber physicians and clinicians and comprehensive rehabilitation programs and services. TIRR is one of only six rehabilitation hospitals in the nation to achieve designation as a Model System by the National Institute on Disability and Rehabilitation Research for spinal cord injury and traumatic brain injury programs. Other specialty areas include rehabilitation programs for stroke, amputees, neurological and neuromuscular disorders, multiple trauma and post-polio; wheelchair seating and mobility programming and a successful community re-entry program designed to maximize potential for brain injury survivors.

## 4 Medical School Outpatient Clinical Activity 2007

Sources

Abby Mitchell, Medical School  
Eileen Scallan, Medical School  
Andrew Casas, Medical School

This table shows outpatient care provided at the sites shown. Absence of data for a given department and clinic indicates no patient activity. Because of the absence of a consistent method of quantifying patient activity, this table is not comprehensive; rather, it is a compilation of the best available information.

Department or Service	Affiliated Hospital Clinics				Community Health Centers/HCHD				
	UT Physicians	LBJ	MSI	UT MDACC	Acres Homes	Aldine	Baytown	Settegast	Lyons
Breast Clinic		1,606							
Clinical Research Center									
Correctional Medicine									
Dermatology	13,312	2,976		1,414					
Emergency Medicine		67,573							
Family & Community Medicine	11,639				38,899	39,275	30,428	38,006	7,178
Internal Medicine	36,207	25,668		2,713					
Neurology	6,292	1,433							
Neurosurgery	3,335								
Obstetrics & Gynecology	28,198	15,640							
Ophthalmology		6,795							
Orthopaedic Surgery	17,212	7,803							
Otolaryngology	2,413	2,569							
Oral Surgery		2,793							
Pediatrics	35,257	12,166							
Physical Medicine									
Plastic Surgery	3,871	1,644							
Psychiatry			15,750						
Surgery	5,827	4,924							
Thoracic & Cardiovascular									
Urology	5,218	3,704							
<b>Grand Total</b>	<b>168,781</b>	<b>157,294</b>	<b>15,750</b>	<b>4,127</b>	<b>38,899</b>	<b>39,275</b>	<b>30,428</b>	<b>38,006</b>	<b>7,178</b>

a Represents a combined total for both UTHSC-H and Baylor College of Medicine.

Department or Service	Community Health Center s/HCHD				Total
	Thomas Street	WIC Clinic	Juvenile Det Ctr	Other Sites	
BreastClinic					1,606
ClinicalResearchCenter				3,389	3,389
Correctional Medicine				166,648	166,648
Dermatology				998	18,700
Emergency Medicine				99,068	166,641
Family & Community Medicine	20,238 <sup>a</sup>			2,104	187,767
Internal Medicine				1,774	66,362
Neurology					7,725
Neurosurgery					3,335
Obstetrics & Gynecology				2,421	46,259
Ophthalmology				21,600	28,395
Orthopaedic Surgery					25,015
Otolaryngology				205	5,187
Oral Surgery					2,793
Pediatrics		128,507	5,536	18,289	199,755
Physical Medicine				2,429	2,429
Plastic Surgery				213	5,728
Psychiatry					15,750
Surgery				5,788	16,539
Thoracic & Cardiovascular				1,476	1,476
Urology					8,922
<b>Grand Total</b>	<b>20,238</b>	<b>128,507</b>	<b>5,536</b>	<b>326,402</b>	<b>980,421</b>

## 4 Dental Branch Clinical Activity: Visits 1998-2007

Source  
Peggy O'Neill  
Dental Branch

This table represents the number of patient visits recorded at Dental Branch clinics during the period specified. It is not a patient head count; i.e., one patient may make many visits, each of which is counted in the totals below.

Sites	Visits per fiscal year									
	1998	1999	2000	2001	2002	2003	2004	2005	2006	2007
<b>Main Campus</b>	<b>72,689</b>	<b>58,670</b>	<b>58,173</b>	<b>57,957</b>	<b>56,153</b>	<b>54,346</b>	<b>55,139</b>	<b>58,567</b>	<b>54,637</b>	<b>51,756</b>
<b>Outreach</b>										
BeringDental Center	1,374	1,737	1,269	1,411	1,098	1,788	543	859	533	499
Brownsville	1,272	754	1,162	839						
Eastwood Clinic					720	981				
Goodwill										
Harris County Health Department			738	682	490	490	724	577	387	296
Houston Medical Center	6,437	4,121	3,031	4,058	4,377	4,703	8,058	4,907	4,666	4,480
Laredo	3,232	771	3,141	2,332						
Mobile Dental Van			1,077	657			2,118	2,540	1,639	2,150
Northwest Assistance Ministries					118					
Richmond State School	46	17	28	35	23	32	27	5		
Rusk Elementary	1,143	470	366	421	1,204	682				
San Jose Clinic			218	203	125	93	125	112	101	
Smith Tower					3,354	3,032	2,076	2,555	3,022	1,169
Texas Department of Corrections										
University Dental Center	4,700	5,154	4,571	4,897	4,709	4,564	3,992	6,419	4,040	3,720
Veteran's Administration			196	184	106	126	132	142	126	121
<b>Outreach Total</b>	<b>16,830</b>	<b>13,024</b>	<b>15,797</b>	<b>15,719</b>	<b>16,324</b>	<b>16,491</b>	<b>17,795</b>	<b>18,116</b>	<b>14,514</b>	<b>12,435</b>
<b>Hospitals</b>										
Ben Taub	10,328	10,976	10,476	10,621	10,503	10,713	11,132	10,824	9,960	4,567
Lyndon B. Johnson	4,963	4,561	4,546	4,666	1,334	4,759	4,517	1,587	2,525	3,061
UT M D Anderson					401		416			
Memorial Hermann	4,282	511	543	492	2,592	956	880	1,233	908	592
Methodist	1,488	1,142	1,265	1,198	76	102	39	33	30	35
St Luke's					1	2				
Texas Children's					11	10	12	5		
Texas Institute of Rehabilitation and Research					29	26	10	14		
Veteran's Administration		3,111	3,422	2,666	3,775	3,699	3,635	6,487	3,378	3,974
<b>Hospital Total</b>	<b>21,061</b>	<b>20,301</b>	<b>20,252</b>	<b>19,643</b>	<b>18,722</b>	<b>20,267</b>	<b>20,638</b>	<b>20,183</b>	<b>16,801</b>	<b>12,229</b>
<b>Grand Total</b>	<b>111,954</b>	<b>91,995</b>	<b>94,222</b>	<b>93,319</b>	<b>91,199</b>	<b>91,104</b>	<b>93,572</b>	<b>96,866</b>	<b>85,952</b>	<b>76,420</b>

# Dental Branch Clinical Activity: Treatments 1998-2007

Source  
Peggy O'Neill  
Dental Branch

This table represents the number of patient treatments recorded at Dental Branch clinics during the period specified. It is not a count of the number of patients treated; i.e., one patient may receive many treatments, each of which is counted in the total below.

Sites	Treatments per fiscal year									
	1998	1999	2000	2001	2002	2003	2004	2005	2006	2007
<b>Main Campus</b>	<b>161,710</b>	<b>134,339</b>	<b>125,226</b>	<b>100,845</b>	<b>127,207</b>	<b>128,686</b>	<b>134,675</b>	<b>142,171</b>	<b>131,477</b>	<b>142,066</b>
<b>Outreach</b>										
Bering Dental Center	2,140	2,483	3,013	3,133	1,467	1,491	909	343	327	339
Brownsville	5,354	1,162	611	1,004						
Eastwood Clinic					1,307	1,690				
Goodwill										
Harris County Health Department			1,476	1,206	866	1,390	2,131	1,836	1,178	964
Houston Medical Center	34,132	20,059	23,402	27,119	31,257	39,262	46,889	42,088	59,446	38,572
Laredo	11,479	2,552	10,134	9,747						
Mobile Dental Van			1,660	1,499			4,943	6,497	4,175	7,556
Northwest Assistance Ministries					321					
Richmond State School	265	354	145	176	140	175	309	20		
Rusk Elementary	1,887	775	583	812	2,549	1,324				
San Jose Clinic			872	783	482	216	238	238	332	
Smith Tower					4,965	5,479	4,432	4,061	4,083	2,381
Texas Department of Corrections										
University Dental Center	8,130	8,286	7,043	7,581	11,579	11,053	9,238	12,230	10,861	168
Veteran's Administration			784	715	412	254	386	379	309	238
<b>Outreach Total</b>	<b>63,387</b>	<b>35,671</b>	<b>49,723</b>	<b>53,775</b>	<b>55,345</b>	<b>62,334</b>	<b>69,475</b>	<b>67,692</b>	<b>80,711</b>	<b>50,218</b>
<b>Hospitals</b>										
Ben Taub	12,945	12,271	12,516	12,669	12,528	12,779	13,975	12,932	10,236	3,091
Lyndon B. Johnson	10,409	8,623	8,795	8,864	2,535	9,041	8,963	1,147	1,147	1,507
UT M D Anderson					916		813			
Memorial Hermann	5,576	665	698	630	3,370	4,780	2,822	4,500	3,530	2,812
Methodist	16,639	11,607	11,723	11,919	760	510	39	33	30	35
St. Luke's					12	10				
Texas Children's					77	50	62	5		
TIRR					35	34	12	14		
Veteran's Administration		4,726	4,939	4,422	6,260	6,135	5,987	10,338	8,840	9,461
<b>Hospital Total</b>	<b>45,569</b>	<b>37,892</b>	<b>38,671</b>	<b>38,504</b>	<b>26,493</b>	<b>33,339</b>	<b>32,673</b>	<b>28,969</b>	<b>23,783</b>	<b>16,906</b>
<b>Grand Total</b>	<b>270,666</b>	<b>207,902</b>	<b>213,620</b>	<b>193,124</b>	<b>209,045</b>	<b>224,359</b>	<b>236,823</b>	<b>238,832</b>	<b>235,971</b>	<b>209,190</b>

## 4 UT Health Services – Houston 1998-2007

Source

Thomas Mackey, UT Health Services

a Effective September 1, 1999, student health care services were transferred to the Medical School clinic.

b Number of office visits where a charge document is created.

c TB screenings account for total TB skin tests given and read outside of the UT Health Services clinic.

d Number of patients seen for other reasons (i.e., records, lab results, flu shots).

e These data are only available for FYs 1998-2000.

Activity	Activity per fiscal year									
	1998	1999	2000	2001	2002	2003	2004	2005	2006	2007
<b>Student Visits<sup>a</sup></b>										
School of Health Information Sciences	7	5								
Dental Branch	620	673								
Graduate School of Biomedical Sciences	507	716								
Medical School	17	4								
School of Nursing	517	526								
School of Public Health	643	575								
<b>Total Student Visits</b>	<b>2,311</b>	<b>2,499</b>								
<b>Private Patient Visits</b>	4,722	5,720	3,893	5,842	5,823	6,154	6,940	5,490	7,651	10,732
<b>Total Visits<sup>b</sup></b>	<b>8,126</b>	<b>9,230</b>	<b>7,166</b>	<b>10,915</b>	<b>10,228</b>	<b>10,273</b>	<b>12,267</b>	<b>9,232</b>	<b>10,089</b>	<b>13,153</b>
<b>Other Encounters<sup>c, e</sup> <sup>d, e</sup></b>	4,324	2,038	3,756							
<b>Total Visits/Encounters</b>	<b>14,401</b>	<b>13,182</b>	<b>12,456</b>	<b>10,915</b>	<b>10,228</b>	<b>10,273</b>	<b>12,267</b>	<b>9,232</b>	<b>10,089</b>	<b>13,153</b>



The University of Texas Health Science Center at Houston fulfills its community service mission in many diverse ways. Through a variety of institutional and school-driven programs, the university provides much needed health care and health education services to members of our community who might otherwise not have these benefits.

We also seek to fulfill our service mission through informational outreach to the larger community with innovative programs and services designed to educate and enrich the lives of community members in Houston, the state and the nation.

---

## Dental Branch

Dental Branch community outreach efforts are extensive and are part of the educational programs offered in the school. The Dental Branch has affiliations with 48 HISD schools and over 30 clinics, community agencies and long-term health care centers such as the Harris County Health Department, Houston Medical Center, Bering Dental Center, City of Houston, Nueva Casa de los Amigos, Brazos Valley Community Clinic, Communities in Schools Houston, ECHOS, East Texas Health Access Network, St. Luke's Episcopal Health Charities and multiple other sites through the school's Mobile Dental Van where students provide oral health education and clinical care. In FY 2007, the Dental Branch conducted outreach programs at a variety of sites throughout greater Houston and nearby counties providing oral health education and 50,218 patient treatments. This is in addition to 142,066 treatments in the main clinics and 16,906 in hospitals. The Dental Branch is one of the primary sources of charity care in the Greater Houston Area – providing over \$1.3 million in charity dental care in FY 2007. The Mobile Dental Van is an important and valuable participant in the school's outreach efforts, visiting many sites throughout Houston and East Texas to provide oral cancer screenings and clinical care. In 2007 the van provided 7,556 patient treatments with an equivalent value of almost \$809,000.

Dental Branch faculty, residents, students and staff joined with the Greater Houston Dental Society and community dentists and hygienists in February 2007 to treat approximately 150 children in a day of free dental care called Give Kids a Smile. In past years the school has also sponsored a day of free dental care for adults and children in the community in conjunction with the Greater Houston Dental Society, as "Centennial Smiles" which afforded hundreds of area residents free dental care.

The Dental Branch's School of Dental Hygiene also has active outreach programs with off-site activities that include both educational projects and clinical care. These include the Fort Bend Family Health Center, Harris County Health Department, the University Dental Center at Memorial Hermann, Houston Medical Center, San Jose Clinic, The Star of Hope, and the Veterans Affairs Medical Center. In FY07 Dental Hygiene students provided 3,465 patient treatments in their outreach activities.

Source: Peggy O'Neill, PhD, DDS, Dental Branch

## Graduate School of Biomedical Sciences

The Graduate School of Biomedical Sciences (GSBS) outreach program continued its now 18-year alliance with HISD's Brookline Elementary School by interacting with students in the fourth and fifth grades as well as their teachers. This school is located in a predominantly disadvantaged Hispanic community. In the reporting year, the GSBS outreach program served 288 students and through this partnerships, GSBS graduate students and faculty increased the understanding and enthusiasm for science through numerous initiatives. The projects included coaching teams of students in scientific methods, hands-on experiments for the children, and class demonstrations to supplement science teachers' lectures. Several workshops on investigative science were held for the fourth and fifth grade teachers to inspire and deepen their scientific awareness. The Benny Garcia Young Scientist Award was presented by GSBS for the eighth year at Brookline Elementary.

Seven female graduate students participated in a new activity this year, the Sally Ride Science Festival for Young Girls. The graduate students gave science demonstrations and served as role models of women in biomedical research.

In 2007-2008, the GSBS outreach program provided judges for four local school science fairs plus the regional science fair; hosted two visits of 58 students participating in the annual National Youth Leadership Forum; hosted a total of 91 elementary and high school students for four tours of research labs and program on careers in biomedical research; and taught the two week Biology Academy for Project Grad's program for 33 high school students with an interest/ability in science but at risk for not completing high school.

GSBS sponsored a student with minimal financial support to participate in "Be a Biomedical Scientist for a Day" at the Science and Engineering Fair of Houston to help her prepare for her science fair project.

GSBS also continues its collaborative with Texas Southern University for their undergraduate students to be instructed on prostate cancer and current research. Four of their students were selected for summer research with GSBS faculty. This innovative and novel program is supported by a grant from the Department of Defense to UT-M. D. Anderson Cancer Center.

Source: Thomas Goka, Graduate School of Biomedical Sciences

## 5 Community Outreach Activities continued

---

### School of Health Information Sciences

The School of Health Information Sciences is committed to improving care and access to care using information technology. During 2006-2007 the following outreach service-learning activities of students and faculty evidence this commitment.

#### *Houston:*

SHIS personnel gave two workshops at the Expanding Your Horizons in Science and Math conference. They demonstrated online teaching software to middle school teachers from the Houston area. Learning and Memory was the topic for a general public presentation at Brain Awareness Night activities at the Museum of Health and Medicine Science.

- + Gateway to Care: Adjunct faculty serve on the EMR selection committee. We continue to support the recruitment of physicians to the Medical Reserve Corps.
- + Harris County Hospital District: Provided project management and evaluation for a pilot telemedicine implementation for dermatology and psychiatry to one HCHD clinic and an additional FQHC clinic site, El Centro de Corazon. This successful grant funded project from HRSA has led to the development of a formal proposal for a sustainable telemedicine program. Additionally, one student dissertation project will be focused on defining referral processes within the HCHD to develop a model to improve efficiency.
- + FQHC / Underserved Clinic Service Area: A student dissertation project has been designed to develop an improved method for defining the medical service area for clinics treating the uninsured. The project is being conducted at Settegast Clinic. The implication of this are how service planning is conducted of special needs populations and potentially funded.
- + In April 2007, co-sponsored in collaboration with the Schull Institute a Symposium on Open Source Technologies in Healthcare.
- + Lead the development of a strategy to develop and sustain a Regional Health Information Network for Houston / Harris County. This led to the establishment of a new non-profit, the Harris County Health Information Cooperative (H-CHIC) in March, 2007.

#### *National/State:*

- + Lead the development of a strategy on how to define mechanisms to assure that during an emergency, the most vulnerable of the community children, disabled, and frail elderly, would be optimally prepared. Conducted a summer research program jointly to research the problem and define a roadmap for implementation for the Greater Houston Area. Planning is underway for a national conference on Emergency Management Technology in February, 2008.
- + In collaboration with HHS and the State of Texas, planning initiated for a National- Texas dialogue on how to move the nation's health information infrastructure forward. The conference, scheduled for April 15-16, 2008 could contribute a national model for local-state-federal dialogue.

A Work Study Program was developed to target the recruitment of minority students from historically underserved schools so they could have a part-time job at organizations affiliated with the School during their Masters Program of Study. This project is now part of a collaborative infrastructure forward. The conference, scheduled for April 15-16, 2008 could contribute a national model for local-state-federal dialogue.

#### *Center for Biosecurity Informatics Research:*

Located in the School of Health Information Sciences, the Center for Biosecurity Informatics Research is designed to be the pioneering research entity nationwide, designing and developing the next generation of public health situation awareness systems and emergency response management infrastructure for public health preparedness against bioterrorism. The center promotes a multidisciplinary collaboration environment between university researchers, private enterprises, and government agencies from public health, nursing informatics, and medical domains, to provide America with state of the art technologies, research and development infrastructures and training, education, and drill tools for scientists and for our communities about bioterrorism and mass casualty events.

Source: Randolph Scott, School of Health Information Sciences

### Medical School

The Medical School provides a variety of outreach services, from organized medical clinics and providing services at health fairs to student-initiated volunteer activities. Through clinical inpatient and outpatient services, the Medical School's physicians provide more than \$100 million in uncompensated medical care annually to the uninsured and underinsured of Houston and surrounding areas. Medical School students have created a new tradition of Outreach Day each spring, which features a variety of projects in the community on a given Saturday – from weeding a public park and planting trees to cleaning and painting. Students also participate in the HOMES Clinic, a medical clinic for the homeless of Houston. And all of the student organizations have a service mission that involve a variety of projects, from mentoring disadvantaged students to hosting food and clothing drives. Another Medical School tradition is UT House Medics, which entails staff, faculty, and students going into the community and helping fix up the house of a Houston neighbor who can't do it themselves. A more recent service tradition is the school's blood drive held around each September 11 anniversary to honor the victims of that tragedy.

Source: Darla Brown, Medical School

## School of Nursing

Maintaining strong ties with area health providers, agencies and community leaders is an important part of the educational outreach efforts at the School of Nursing (SON). The school offers an innovative and collaborative work/study/scholarship program with three local hospitals - Texas Children's Hospital, St. Luke's Episcopal Hospital, and UT M D Anderson Cancer Center. Through employment as patient care assistants, students receive valuable clinical experience and, after completing one successful semester, they receive a scholarship for their remaining semesters of full-time undergraduate study.

SON faculty and students provide outreach service to families and individuals in several affiliated clinics throughout the Houston area and selected schools in the Houston Independent School District.

### UNIVERSITY OF TEXAS HEALTH SERVICES

Through the University of Texas Health Services (UTHS) clinics, the School of Nursing also offers community education and health care services. Every year the School of Nursing faculty nurse practitioners working in one of the two clinics located in Pearland and Houston provide education and primary health care services to over 13,000 patients and families.

Source: Michelle Thomas, School of Nursing

## School of Public Health

Faculty and students of the School of Public Health (SPH) in Houston and at the school's regional campuses in Austin, Brownsville, Dallas, El Paso and San Antonio are actively involved in a large number of community outreach projects and activities.

Students in the MPH and DrPH degree programs complete a practice as part of their academic requirements. This is an assignment to a community agency or organization where the student has the opportunity to learn about community health practice and apply classroom learning in a real world setting. Special internship programs include: Health Policy Fellowships wherein fellows serve as full-time staff to members of the Texas Legislature; H-E-B Fellowships, a partnership with the City of Houston Department of Health and Human Services; and Industrial Hygiene and Dietetic internships with various industries and organizations. The SPH places approximately 160 students each year who complete tasks jointly assigned by a community preceptor and faculty sponsor.

**Four centers** at the School of Public Health offer local, regional and national continuing education opportunities. The Centers often have **Advisory Councils** comprised of members from the Texas Department of State Health Services, local health department, state public health associations and community members. The **Texas Public Health Training Center** is a collaborative project which includes the Texas A&M University School of Rural Public Health and the University of North Texas School of Public Health. The Training Center provides a wide range of training services to a variety of public health practitioners and is a major force in leadership training for the state's public health workforce.

Faculty and staff from the **Center for Biosecurity and Public Health Preparedness** provide training to local, state, national and international agencies in how to recognize, prepare for, and respond to bioterrorism and other public health disasters and emergencies.

The mission of the **Southwest Center for Occupational and Environmental Health** is to promote health, safety and well-being in the workplace and the community. The Center provides graduate-level academic training and continuing education for occupational and environmental health specialists. The **Center for Health Promotion and Prevention Research** through the Continuing Education in Health Promotion program offers a series of courses and workshops aimed to provide competencies in the development, evaluation and dissemination of health promotion and disease prevention initiatives in diverse settings and communities.

The graduate certificate in public health is designed for those who work in public health, but lack formal training. Participants also include health care providers who need knowledge and skills in the core disciplines of public health but may not want the full MPH curriculum.

Select community-based projects currently underway in the regional campuses include:

- + Creating and sustaining bi-national tuberculosis consortium to address the problems of multi-drug resistant tuberculosis. This has developed into the first TB research program located in South Texas (Brownsville).
- + Conducting a media campaign to provide information on the epidemic of obesity and diabetes in conjunction with a local popular television station (Brownsville).
- + Advising Amarillo Health Department on public health issues (Dallas).
- + Participating on the Dallas Health Start Interconceptual Care Committee (Dallas)
- + Producing a Project Amigas bilingual video promoting cervical cancer screening (El Paso).
- + Working with the American Cancer Society (local and Texas) to develop and evaluate health promotion messages (El Paso).
- + Conducting community assessments as a class activity for the Mental Health Disaster Consortium, the City Task Force on Hunger and Homeless, the Coalition for Healthy Families, and a SPH-formed coalition that is tracking the economic, health and environmental impact of South Bexar County (San Antonio).
- + Providing technical Assistance for the "Mano a Mano" project to reduce child abuse in the Westside of San Antonio by working in partnership with community residents to strengthen families (San Antonio).

Source: Tracie Chase, School of Public Health

## 5 Community Outreach Activities continued

---

### *School of Public Health continued*

Coordinated Approach To Child Health (CATCH) Program is an elementary school nutrition and physical activity program designed to prevent chronic disease. The mission of the CATCH Program is to create healthy children and healthy school environments throughout Texas. CATCH is designed to help schools, children and their families adopt healthy eating and physical activity behaviors through changes at the elementary school level. The four CATCH components are: (1) Classroom Curriculum (Go for Health), (2) Physical Education curriculum (CATCH PE), (3) Food Service Program (Eat Smart), and (4) Family Involvement (Home Team). More than 1,200 schools have adopted the program and over 5,000 teachers and staff have been trained.

Source: Steven Kelder, School of Public Health

Tu Salud, Si Cuenta! – Your Health Matters! Is a theory-based physical activity and nutrition media campaign for adults aged 20 – 45 (and their families) on the US/Mexico border (one million people), accompanied by promotora outreach and additional health information to two impoverished communities (2,000 households). The project is delivered to the community through a number of community agencies and organizations, including Televisa, UT Brownsville, and an extensive list of community organizations and stakeholders.

Source: Belinda Reininger, School of Public Health

Qué Sabrosa Vida (What A Delicious Life) is a community based bi-lingual nutrition intervention program delivered by the community to its residents for the last 7 years. 33 different community agencies in the Paso del Norte Region, including Juarez, deliver the intervention through 202 sites with more than 15,000 people involved to date. El Paso ISD has partnered to extend the program to parents of children in their schools.

Source: R. Sue Day, School of Public Health

### **UTHarrisCountyPsychiatricCenter**

The University of Texas Harris County Psychiatric Center (UTHCPC) provides leadership in the area of community outreach through participation in a variety of community activities. UTHCPC develops and disseminates mental health information to the community and acts as a catalyst in creating an environment that promotes the exchange of ideas in topics of high priority and relevancy to the public mental health system of Harris County. During FY 2007, UTHCPC participated in a number of health and community education fairs providing mental health information to more than 50,000 people.

UTHCPC works in cooperation with mental health consumer groups, such as the Alliance for the Mentally Ill, the Depressive and Manic Depressive Association, the Mental Health Association and service providers such as the Harris County Mental Health Mental Retardation Authority. The center provides printed materials, plans community education symposia and seminars, conducts hospital tours and coordinates a Speakers Bureau, thus making UTHCPC's professional staff available to Houston area community and school groups.

UTHCPC's service outreach programs include the following:

- + Avance and Gulf Coast Community Head Start
- + Houston Independent School District
- + KIPP Academy
- + Children's Assessment Center Program
- + Sub-Acute Program for Juvenile Offenders
- + Partial Hospitalization Program
- + Intensive Outpatient Program/Outpatient Program
- + Mental Health Mental Retardation Authority of Harris County

In addition to the programs listed above, UTHCPC is actively seeking collaborative service agreements for grant and other funded programs aimed at early intervention, provision of services to the elderly and underserved populations. To this end, UTHCPC is a member of a broad collaborative of agencies, including UTHSC-H, Baylor and the Harris County Community Access Collaborative, designed to assist in collaborative efforts to obtain grants for the local community.

Source: Geri Konigsberg, UT Harris County Psychiatric Center

### Texas-Mexico Border Health Services

The Texas-Mexico Border Health Services projects were designed to assist with desperately needed medical and dental services, health professional education, health promotion and disease-prevention education. These health care projects are serving a major segment of the Texas population that would otherwise not have access to such services. The overall impact of this initiative is a health care delivery system that is exceeding the initial goals of serving the unserved and underserved population along the border. The Texas-Mexico Border Coordinator's Office provides daily management of the projects and serves as a liaison among UTHSC-H, UT System Administration and other relevant persons and agencies located along the Texas-Mexico border who are affiliated with the project. Following are some of their achievements:

The **Starr County Services Project**, under the direction of Dr. Craig Hanis (SPH), has led to the identification of a major gene that predisposes Mexican-Americans to adult-onset diabetes. This discovery promises earlier and better treatment. The office in Starr County, now in its 26th year in the community, continues to be a community resource facilitating health screening, education, prevention and research. The project provides 4,000 participant contacts per year for free intensive physical exams and follow ups involving glucose, cholesterol, triglycerides and hypertension screening, and specialized eye exams to Mexican-Americans and their family members along the border. The Project Center is a referral center for the Texas Commission for the Blind. Those coming to be screened also become eligible for the diabetes education programs that have grown out of these efforts. These educational efforts are now being retargeted to begin primary prevention of diabetes in Starr County. In addition, this project has been important to basic research with recent funding being awarded for the most detailed studies of the genetics of diabetes and its complications among Mexican Americans to date.

The **UTHSC-H Medical Mobile Clinic** is nationally known for health care services and education provided along the border to residents in the colonias. UTHSC-H has provided these services for the past 19 years. The mobile clinic provides much needed health care to this federally designated Medically Underserved Area and Health Professions Shortage Area. In FY 2006, the third iteration of the rolling clinic was dedicated at a Grand Opening ceremony in Houston and the Lower Rio Grande Valley in March 2006. The clinic was funded by generous donors, including the Wichita Falls Community Foundation and Meadows Foundation. Matching state funds helped to complete the purchase and the Cullen Trust for Healthcare provided funds for new telemedicine equipment. The new clinic has a new physician assistant to expand the realm of health services provided and medical assistants. The clinic has services in Cameron County, providing services to children as well as all family members.

Using new encrypted technology across Internet 2, UTHSC-H physicians are providing telemedicine to assist the medically unserved and underserved along the border. The telemedicine occurs from UTHSC-H Medical School to the patients on the Medical Mobile Clinic.

The Rio Grande Valley's **first school-based telemedicine clinic** was established at the "colonia" school, Cantu Elementary, in the spring, 2005 by UTHSC-H through funding from the Cullen Foundation. In addition, through another generous gift, the latest telemedicine equipment was installed in three "colonia" schools in Hidalgo and Cameron counties.

The **Interactive Distance Learning Project** for elementary students in border colonias was initiated in January 2002. Under the direction of Dr. Kathleen Becan-McBride, health education programs via videoconferencing are presented by Dr. Becan-McBride and other faculty, residents, and health professional students to over 230 fifth graders in two school districts on topics including hygiene and nutrition, birth and heredity, death and dying, skin care and drug and alcohol abuse. The students are located 385 miles away in Las Milpas and Alton colonias. Due to its success, the program has initiated its sixth year of health education activities.

Seven research-based **diabetes patient education videotapes** (English and Spanish) for Hispanic diabetic adults were developed by the School of Nursing 13 years ago. The tapes have been distributed free to border community/migrant health centers and hospitals for these past years. In addition, the videotapes have been digitized and placed on the UTHSC-H web site for broader dissemination to patients and health care providers. These videotapes have been requested and used not only in clinics and academic settings in the Lower Rio Grande Valley, but also throughout Texas and the nation. They are presently being updated due to the response for their usefulness.

Beginning in the Fall 2004, the UT Brownsville and Texas Southmost College (UTB/TSC), the National Institutes of Health (NIH) and the National Institute of General Medical Sciences (NIGMS) embarked on a research opportunity for UTB undergraduate students and faculty through the MBRS Minority Biomedical Research Support Program. MBRS is a federal project to strengthen minority institutions research capabilities both for the students and the faculty. The overall goal is to enhance the competitiveness of the students in pursuit of graduate research opportunities upon graduating from UT Brownsville. UTHSC-H is working with UT Brownsville in the overall evaluation of this NIH project.

### **Greater Houston AHEC**

Through a partnership with the University of Texas Medical Branch-Galveston's East Texas Area Health Education Center (AHEC) program, and the Greater Houston AHEC, the office's health services improve the supply and distribution of health care professionals with an emphasis on primary care, and increases access to quality health care through community/academic partnerships, especially for the medically underserved. AHEC has a great sensitivity to community needs with special attention given to improving the representation of minorities and the disadvantaged in the health professions and meeting the needs of populations with inadequate access or availability of primary care services. The Greater Houston AHEC includes Fort Bend, Harris, Montgomery and Waller counties, and provides services such as needs assessment, health careers promotion, continuing education, information dissemination services and community-based education for students in allied health sciences, dentistry, medicine, nursing, nurse practitioner and nurse midwife program, physician assistant studies and social work programs. The UTHSC-H Community and Educational Outreach Director is the AssistantDirectorforAcademicPartnershipsforGreaterHoustonAHEC.

Source: KathyBecan-McBride, AcademicAffairs

---

Source

Susan Coulter, JD  
Office of Institutional Advancement

The Office of Institutional Advancement (OIA) is composed of two primary offices - Development and Public Affairs. These departments work together to facilitate greater public understanding of a philanthropic support for The University of Texas Health Science Center at Houston (UTHSC-H).

OIA is the principle strategic liaison with many of the health science center's primary constituencies including donors, alumni, volunteers, the media, and many other community leaders and organizations. In fulfilling its mission, Institutional Advancement provides leadership and counsel in fundraising, media relations, marketing, community relations, internal and external communications, special events, graphic representation, and serves as the liaison between the President's Office and Development Board.

---

## Development

The Development office coordinates the health science center's private fund raising activities and is committed to building a model development program to support present and anticipated needs. The development program is balanced by a centralized major gifts program (gifts of \$50,000+), an annual gifts program centered around the Lone Star Legacy Society, a prospect research program, a gift processing and acknowledgment program, and a Development Board relations program. All initiatives are designed to communicate effectively the priorities of the institution to all constituencies and to establish relationships that will fulfill the philanthropic objectives of donors to establish endowments, construct and equip buildings, provide scholarships/fellowships and support research and clinical programs. For information and assistance, call 713 500 3200.

## Public Affairs

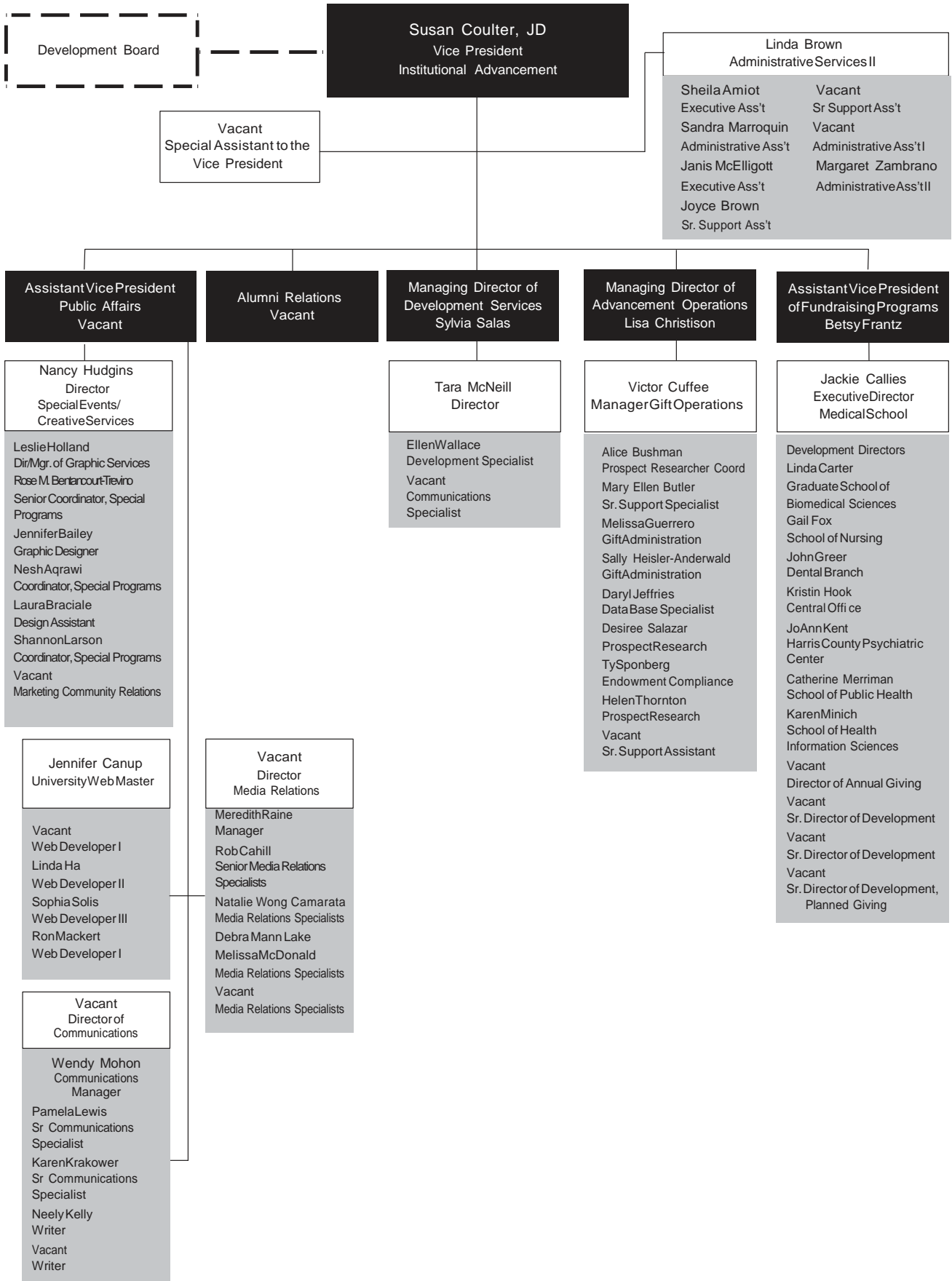
The role of Public Affairs is to support and advance the mission of the health science center by engaging its constituencies with a clear, consistent, and compelling message, involving them in a mutually meaningful and beneficial relationship with the institution, and motivating them to higher levels of support for the institution.

In that role, Public Affairs leads the health science center's integrated advancement initiative, Leadership Forum, Communications Council and UT Volunteers. The office also provides counsel and support in media relations, marketing, communications, special events, and graphic design to the university's six schools and other units and to administrative offices including Development, Human Resources, Governmental Relations, and the Office of the President, among others.

Public Affairs is organized into four teams - Special Events & Creative Services, Media Relations, Institutional Communications, and Web Communications, while at the same time collaborating interdependently with the other teams to achieve the mission of the office. For more information or assistance, call 713 500 3200.

# 6a Institutional Advancement Organization

Source  
Linda Brown  
Office of Institutional Advancement





Source  
Office of Institutional Advancement

**Levels of Endowments**

At the end of FY 2007, the University held 342 endowments, up from 312 in FY 2006. Book value of those endowments by end of FY 2007 stood at \$100 million. Endowments are a critical element in the educational institution's vitality and quality. UTHSC-H encourages the establishment of permanent endowments to recruit, support and encourage faculty and students, stimulate productive research and build facilities. The UT System Board of Regents gratefully accepts gifts and approves the establishment of each endowment at the minimum levels indicated:

<b>Distinguished University Chair</b>	<b>\$2 million</b>	<b>Professorship</b>	<b>\$100,000</b>
<b>Distinguished Chair</b>	<b>\$1 million</b>	<b>Fellowship</b>	<b>\$50,000</b>
<b>Chair</b>	<b>\$500,000</b>	<b>Scholarship</b>	<b>\$25,000</b>
<b>Distinguished Professorship</b>	<b>\$250,000</b>		

The first five categories of endowed academic positions listed above are held by faculty who are appointed to these positions by the UT System Board of Regents. The appointee, or holder, uses the endowment income both for salary supplementation and for other professional support, including assistance in the holder's research.

Fellowships are also established and appointees are approved by the UT System Board of Regents. Endowment income may be used to supplement the salary and professional support of a holder. The income also may be used to provide temporary support, not to exceed one academic year, of distinguished scholars who are in temporary residence while participating in planned academic programs; of visiting scholars for special academic programs or purposes; of component faculty who have made unique contributions to academic life or to knowledge in their academic discipline; and of component faculty who have been selected for teaching excellence.

Scholarships and support of other educational activities are vital to the success of an educational institution. These endowments are designated for specific purposes of interest to donors such as support of specific research, awards to outstanding teachers or students, scholarships and student loans and support of specific laboratories, among others.

**Endowment Status**

Source  
Edward "Ty" Sponberg  
Office of Institutional Advancement

For more comprehensive information on these endowments, including current appointments, please visit the Office of Institutional Advancement's endowment Website at: [www.uthouston.edu/departments/development/endowments.html](http://www.uthouston.edu/departments/development/endowments.html)

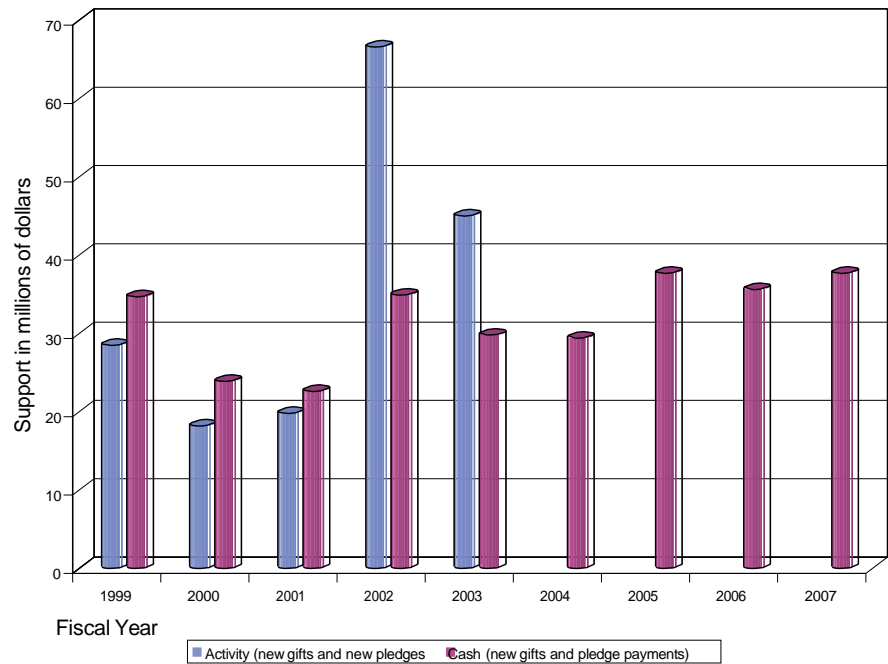
a as of February 16, 2007

Type	Status		
	Total number of endowments <sup>a</sup>	Number filled <sup>a</sup>	Percent filled <sup>a</sup>
Distinguished University Chair	7	4	57%
Distinguished Chair	16	8	50%
Chair	36	29	8 %
Distinguished Professorship	30	16	53%
Professorship	54	49	85%

## 6a Voluntary Support 2007

Lisa Christison  
Office of Institutional Advancement

Source of Cash	Amount
	FY 2007
Alumni	\$242,349
Parent	-
Individual	5,686,145
Foundation	22,974,393
Corporation	4,490,130
Organization	4,266,886
<b>Grand Total</b>	<b>\$37,659,903</b>



## Endowment Trends 1998-2007

Source: Edward "Ty" Sponberg, Office of Institutional Advancement  
a as of August 31

Year	Description	Total number of endowments <sup>a</sup>	Book value of all endowments <sup>a</sup>	Market value of all endowments <sup>a</sup>	Annual % change in book value
1998		165	27,207,666	39,200,105	25.1%
1999		181	32,995,715	52,081,012	21.3%
2000		207	41,300,883	68,705,610	25.2%
2001		221	46,291,319	64,564,814	12.1%
2002		236	56,247,329	66,638,813	21.5%
2003		255	61,241,529	76,426,419	8.9%
2004		271	66,483,469	88,629,257	8.6%
2005		296	79,822,207	112,841,523	20.1%
2006		312	87,181,444	127,055,407	9.2%
2007		342	100,097,366.78	153,905,321.67	14.8%

# Facilities Operating Expenditures 2007

Source  
DuaneHeuer  
Facilities Operations

Operating expense figures are for owned facilities only.

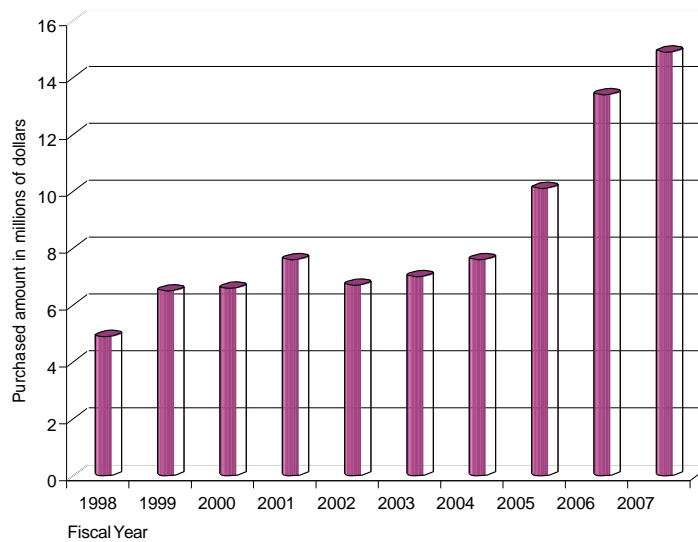
Building	Operating Expenditures Fiscal Year 2007			
	Total	Purchased Utilities	Building Maintenance	Housekeeping
Cyclotron Facility	\$86,806	\$59,539	\$23,877	\$3,390
Dental Branch Building	2,231,422	1,449,163	533,304	248,955
Medical School Building	9,312,260	7,372,116	1,364,347	575,797
Mental Sciences Institute	656,313	437,535	153,515	65,263
Operations Center	577,246	274,159	174,953	128,134
Regional Academic Health Center	184,828	59,539	112,773	12,516
Reuel A. Stallones Building	1,433,177	898,950	381,157	153,070
Sarofim Research Building	2,243,299	1,809,686	327,879	105,734
School of Nursing & Student Community Center	583,095	172,686	281,993	128,416
University Center Tower	2,068,894	1,167,219	656,899	244,776
UT Professional Building	2,077,397	983,897	654,735	438,765
<b>Grand Total</b>	<b>\$21,454,737</b>	<b>\$14,684,489</b>	<b>\$4,665,432</b>	<b>\$2,104,816</b>

## Purchased Utilities 1998-2007

Source  
DuaneHeuer  
Facilities Operations

Figures include utilities costs for leased space as well as electricity; chilled water, steam, water, sewer, waste collection and natural gas for owned buildings exclusive of South Campus Housing and Recreation Center.

Fiscal year	Purchase amt
1998	7,947,411
1999	6,493,443
2000	6,580,065
2001	7,582,198
2002	6,692,979
2003	7,040,439
2004	7,615,369
2005	10,127,495
2006	13,448,565
2007	14,939,336



## 6b Space Inventory by Function 2007

Source  
BretWandel  
Facilities Planning and Engineering

note: Building gross square foot totals were reevaluated in February 2006. Those totals are reflected on this page and may not necessarily match figures submitted to the Texas Higher Education Coordinating Board in FY 2007.

Numbers may not add due to rounding.  
a For owned facilities only  
b Leased facilities

Building	Space Fiscal Year 2007											
	Gross Sq Ft <sup>a</sup>	Assignable Sq Ft	Classroom	Lab	Office	Study	Special Use	General Use	Support	Health Care	Resident'l	Vacant
2636 South Loop West <sup>b</sup>		2,795			2,795							
3400 Montrose <sup>b</sup>		2,193			2,193							
Aldean Westfield WIC		1,793					1,793					
Basic Science Research		13,287	3,864		9,224	101		98				
Bayou City Medical Center <sup>b</sup>		2,369					2,369					
Building V (UT Southwestern) <sup>b</sup>		8,372	2,431	738	5,203							
Child Development Center	7,700	5,604			518		4,643	357	86			
Cyclotron Facility	17,300	6,751		3,417	3,333							
Dental Branch Building	325,000	199,357	8,894	50,547	49,962	6,718	11,586	6,779	10,356	54,517		
Denton A. Cooley Building <sup>b</sup>		25,086		17,080	5,594		313	1,887	212			
Family Development Center <sup>b</sup>		4,869					4,869					
Fayez S. Sarofim Research		124,485		65,510	36,036		12,490	4,453	4,184	1,812		
Houston Medical Center <sup>b</sup>		40,244		2,911	20,471			719	408	8,063		7,672
Houston Training School		691			691							
Jesse Jones Library <sup>b</sup>		41,594			41,181	118		119	177			
Lyndon B. Johnson Annex <sup>b</sup>		8,488	1,926	332	3,627			1,824	228			551
Medical School Building	882,200	479,020	22,425			9,070	9,574	28,730	10,302	6,235		597
Mental Sciences Institute	103,100	61,627	1,350	15,629	20,620	2,305	18,908	326	2,283	207		
Mental Science Institute Storage		506		506								
Morrow House Estate		7,744										7,744
North Channel Ministries <sup>b</sup>		2,721					2,721					
North Mopac Building <sup>b</sup>		3,552			3,552							
Operations Center Annex	17,000	15,564			2,822			572	12,170			
Operations Center Building	210,100	162,219			56,140			4,182	90,854			
Park Place United Methodist		841					841					
Power Center Social Services <sup>b</sup>		2,331	447				1,884					
Recreation Center	24,700	16,547			2,960			13,512	75			
Recreation Center Pool House	900	848						848				
Regional Academic Health Center	26,400	8,871	1,332	962	5,911	463	202					
Reuel A. Stallones Building	231,700	161,200	12,440	23,350	97,251	8,200	3,222	11,209	5,529			
School of Nursing & Student Community Ctr	185,300	98,909	17,278	23,266	35,525	2,563		20,130	147			
SONSCC Service Building	8,100	2,350							2,350			
School of Public Health (San Antonio) <sup>b</sup>		8,109	1,194	1,227	5,430	257						
Smith Tower <sup>b</sup>		2,637			878					1,759		
Stanton Professional Building <sup>b</sup>		7,432	926	430	5,471	327			277			
Starr County Health Studies <sup>b</sup>		2,112								2,112		
Student Faculty Apartments	412,400	380,617			879			1,074	7,124			
Texas Institute for Rehab &		3,518		312	2,621					585		
Trinity Center Building		3,628			3,513			115				
University Center Tower & Garage	739,808	620,302	2,523	15,538		241	1,557	5,724	388,958	4,403		
University Housing Apartments		196,573			949			1,232				
University Housing Garage		149,258							149,258			
UT Professional Building &	981,200	850,177			56,295			4,013	590,891			
<b>Grand Total</b>		<b>3,737,191</b>	<b>77,031</b>	<b>447,026</b>	<b>836,998</b>	<b>30,363</b>	<b>76,970</b>	<b>107,902</b>	<b>1,275,870</b>	<b>266,127</b>	<b>565,933</b>	<b>52,971</b>

# Space Inventory by Program 2007

Source  
BretWandel  
Facilities Planning and Engineering

note: Building gross square foot totals were reevaluated in February 2007. Those totals are reflected on this page and may not necessarily match figures submitted to the Texas Higher Education Coordinating Board in FY 2007.

Numbers may not add due to rounding.  
a For owned facilities only  
b Leased facilities

Space Fiscal Year 2007												
Building	Gross Sq Ft <sup>a</sup>	Assignable Sq Ft	Instruction	Research	Public Service	Acadmc Support	Student Service	Inst'l Support	PhysPlant Oper	Student Support	Indpt Oper	Vacant
2636 South Loop West <sup>b</sup>		2,795			2,795							
3400 Montrose <sup>b</sup>		2,193		2,193								
Aldean Westfield WIC		1,793			1,793							
Basic Science Research Bldg <sup>b</sup>		13,287	3,958			9,329						
Bayou Medical Center <sup>b</sup>		2,369			2,369							
Building V (UT Southwestern) <sup>b</sup>		8,372	6,149	2,223								
Child Development Center	7,700	5,604					5,604					
Cyclotron Facility	17,300	6,751						6,751				
Dental Branch Building	325,000	199,357	102,460	44,615	4,760	34,497	6,792	2,731	3,503			
Denton A. Cooley Building <sup>b</sup>		25,086	212	21,019		3,854						
Family Development Center <sup>b</sup>		4,869			4,869							
Fayez S. Sarofim Research Building		124,485	2,403	84,617		32,615		4,851				
Houston Medical Center <sup>b</sup>		40,244	10,900	1,801	1,757	7,165					10,949	7,672
Houston Training School		691		691								
Jesse Jones Library <sup>b</sup>		41,594	3,228	1,563		32,326		4,338	139			
Lyndon B. Johnson Annex <sup>b</sup>		8,488	3,973	166		3,799						551
Medical School Building	882,200	479,020	91,741		6,112	119,193	26,209	7,434	3,114		2,168	597
Mental Sciences Institute	103,100	61,627	7,518	35,126	8,563	9,221		465	733			
Mental Science Institute Storage		506		506								
Morrow House Estate		7,744										7,744
North Channel Ministries <sup>b</sup>		2,721			2,721							
North Mopac Building <sup>b</sup>		3,552		3,552								
Operations Center Annex	17,000	15,564						6,674	8,890			
Operations Center Building	210,100	162,219		771		9,165		59,953	47,096		34,192	
ParkPlace United Methodist Church <sup>b</sup>		841			841							
Power Center Social Services <sup>b</sup>		2,331	447		1,884							
Recreation Center	24,700	16,547					16,108	439				
Recreation Center Pool House	900	848					848					
Regional Academic Health Center	26,400	8,871	5,202	3,669								
Reuel A. Stallones Building	231,700	161,200	61,604	43,619		51,425	2,191	71	2,290			
School of Nursing & Student Community	185,300	98,909	41,249	19,186	764	22,040	14,828	732	111			
SONSCC Service Building	8,100	2,350						2,350				
School of Public Health (San Antonio) <sup>b</sup>		8,109	7,595	514								
Smith Tower <sup>b</sup>		2,637	2,369			268						
Stanton Professional Building <sup>b</sup>		7,432	6,706	726								
Starr County Health Studies <sup>b</sup>		2,112		1,056	1,056							
Student Faculty Apartments	412,400	380,617					380,617					
Texas Institute for Rehab & Research <sup>b</sup>		3,518	116	2,449	482	471						
Trinity Center Building		3,628	2,275	1,353								
University Center Tower & Garage	739,808	620,302	16,787	40,072	5,519	13,176	200,346		10,033		36,904	
University Housing Apartments		196,573					196,573					
Universtiy Housing Garage		149,258					149,258					
UT Professional Building & Garage	981,200	850,177	89,183	91	246	20,210	296,092	295,863	3,785		132,161	12,544
<b>Grand Total</b>		<b>3,737,191</b>	<b>466,074</b>	<b>534,032</b>	<b>46,530</b>	<b>368,754</b>	<b>1,295,466</b>	<b>677,296</b>	<b>79,694</b>	<b>0</b>	<b>216,374</b>	<b>52,971</b>

## 6b Capital Equipment Expenditures by Asset 1998-2007

Source

Bonnie Geppert  
Capital Assets Management

a Reflects capitalization threshold change from \$500 to \$1,000.

Numbers may not add due to rounding.

Asset	Expenditures per fiscal year									
	1998	1999	2000	2001	2002	2003	2004	2005	2006	2007
Office equipment & furniture	\$211,282	\$350,608	\$177,213	\$228,737	\$196,118	\$291,685	\$206,080	\$104,630	\$49,797	\$222,598
Physical plant &	267,790	369,202	302,199	310,081	326,699	696,808	480,397	193,286	412,753	1,306,921
Audio-visual & media	432,109	992,333	1,360,710	707,270	1,244,436	508,856	282,513	358,557	1,072,267	494,748
Medical, lab & research	2,831,248	3,953,391	4,392,158	5,913,888	9,026,516	9,165,860	7,353,682	7,858,148	6,454,801	8,105,553
Hospital & patient care	140,491	85,099	298,618	253,485	1,003,932	519,801	181,043	173,457	377,285	363,376
Instructional, teaching & library	162,157	198,330	232,896	185,119	284,290	70,416	172,467	167,054	24,267	82,387
Data processing & computer related					4,875,953	6,429,281	4,126,267	3,773,031	3,782,508	4,505,968
Print shop	27,169	228,426	1,975	1,346	3,990					
Foodservice	30,578	50,346	51,501	22,905	33,440	34,186	28,865		5,250	
Recreational	95,959	34,090	8,890	20,565	166,675	1,767	5,263			56,888
<b>Grand Total</b>	<b>\$9,529,753</b>	<b>\$10,944,845</b>	<b>\$12,716,417</b>	<b>\$13,713,244</b>	<b>\$17,162,049</b>	<b>\$17,718,660</b>	<b>\$12,836,577</b>	<b>\$12,628,163</b>	<b>\$12,178,927</b>	<b>\$15,138,439</b>

